

SUZUKI
PARTS CATALOGUE

DT9. 9A/15A

DT9.9A

DT9.9AK

DT15A

DT15AK



OUTBOARD MOTOR

P40/P36

2016-3

3RD EDITION

This part catalogue supersedes all the following part catalogue with immediate effect

Model of catalogue	Parts catalogue No.
DT9.9A/15A P40 015	9900B-45322-001

PREFACE

When it becomes necessary to replace parts on SUZUKI OUTBOARD MOTORS, always use SUZUKI GENUINE PARTS which have passed a strict inspection which guarantees quality and performance.

This parts catalogue covers the list of all service parts for SUZUKI DT9. 9A/15A production start 2014.

INSTRUCTIONS FOR QUOTING THE CATALOGUE

1. DIMENSIONS

Dimensions of the parts in this catalogue are indicated in unit millimeters.

2. ABBREVIATIONS

Abbreviations used in this catalogue are as follows:

AR	: As required	NT	: Number of teeth
ASSY	: Assembly	OPT	: Optional
E. NO.	: Engine number	OS	: Over size
F. NO.	: Frame number	STD	: Standard
D	: Diameter of material	T	: Thickness
ID	: Inside diameter	US	: Under size
OD	: Outside diameter	W	: Width
L	: Length	W/	: With
LH(PORH)	: Left hand side	S, L	: Transom type
RH(STBD)	: Right hand side	SUS	: Stainless steel

~123456 : Up to E. NO. 00996-123456

123456~ : From E. NO. 00996-123456

12 x 34 x 5.6..... Figures in the description column

| | | show the dimensions of parts.

ID OD T(or W, L)

→12345-56781 (Parts No.) : indicates that the parts number was changed to 12345-56781 and the new parts are interchangeable with the former ones but the former ones are not interchangeable with new ones.

←12345-56781 (Parts No.) : indicates that the former and new parts are interchangeable with each other and both are usable.

3. INNER PARTS OF ASSEMBLY

Part name with a dot (.) in front as shown in the description column indicates the component of the assembly also available individually.

4. MODIFICATION NOTICE

A parts bulletin will be sent to you on all occasions when changes in parts occur, including interchangeable modifications between new parts and old ones.

5. NOTE

5-1. There are some different parts from those of production models among spare parts for the administrative reasons and common use of them with other models.

5-2. In respect of rubber hoses and vinyl tubes, please be sure to use them by cutting off according to the length mentioned on parts catalogue or what is actually required on the vehicle.

5-3. Note that the drawings on the illustration page are for ready reference of spare parts number, not to be used as an assembly manual. When assembling, use "SUZUKI SERVICE MANUAL".

6. SPECIFICATION CODE

This catalogue contains the parts for the model designed for the following spec. :

spec. code :	DT9. 9A	: P40, P36
	DT9. 9AK	: P40, P36
	DT15A	: P40, P36
	DT15AK	: P36

7. MODEL NAME AND ENGINE NUMBER

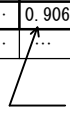
MODEL	DESTINATION	TYPE	TRANSOM	ENGINE No.
DT9. 9A	P40, P36	00996	S, L	00996-510001~
DT9. 9AK	P40	00993K	L	00993K-510001~
DT9. 9AK	P36	00993K	S, L	00993K-510001~
DT15A	P40, P36	01504	S, L	01504-510001~
DT15AK	P36	01503K	S, L	01503K-510001~

MILLIMETER → INCH CONVERSION CHART

	0	1	2	3	4	5	6	7	8	9
00	.000	.039	.079	.118	.157	.197	.236	.276	.315	.354
10	.394	.433	.472	.512	.551	.591	.630	.669	.709	.748
20	.787	.827	.866	.906	.945	.984	1.024	1.063	1.102	1.142
30	1.181	1.220	1.260	1.299	1.339	1.378	1.417	1.457	1.496	1.535
40	1.575	1.614	1.654	1.693	1.732	1.772	1.811	1.850	1.890	1.929
50	1.969	2.008	2.047	2.087	2.126	2.165	2.205	2.214	2.283	2.323
60	2.362	2.402	2.441	2.480	2.520	2.559	2.598	2.638	2.677	2.717
70	2.756	2.795	2.835	2.874	2.913	2.953	2.992	3.031	3.071	3.110
80	3.150	3.189	3.228	3.268	3.307	3.346	3.386	3.425	3.465	3.504
90	3.543	3.583	3.622	3.661	3.701	3.740	3.780	3.819	3.858	3.898

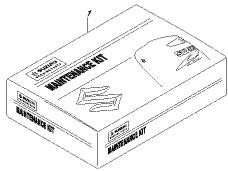
How to read

	0	1	2	3	4
00
10
20	0.906	...
30


 23 millimeters equal 0.906 inch

Contents are subject to change without notice or obligation.

FIG. 10AA



07534A_15A_PRL012_10AA
MAINTENANCE KIT

FIG. 10AB



07534A_15A_PRL012_10AB
MAINTENANCE KIT

FIG. 10AC



07534A_15A_PRL012_10AC
MAINTENANCE KIT

FIG. 10AD



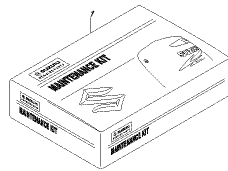
07534A_15A_PRL012_10AD
MAINTENANCE KIT

FIG. 10AE



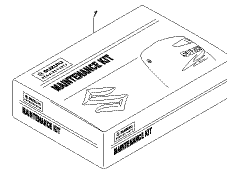
07534A_15A_PRL012_10AE
MAINTENANCE KIT

FIG. 10AF



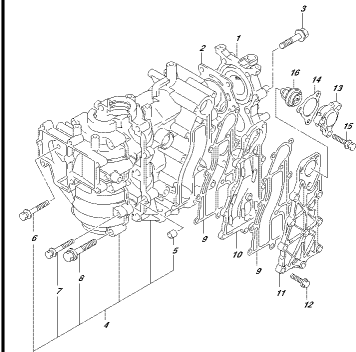
07534A_15A_PRL012_10AF
MAINTENANCE KIT

FIG. 10AG



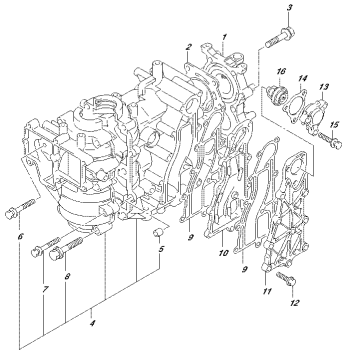
07534A_15A_PRL012_10AG
MAINTENANCE KIT

FIG. 112A



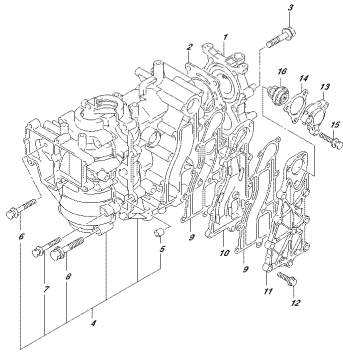
07534A_15A_PRL012_112A
CYLINDER

FIG. 112B



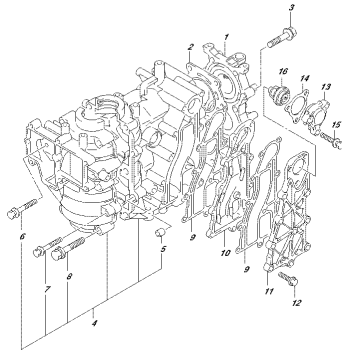
029 94, 154, P41, 015, 112B
CYLINDER

FIG. 112C



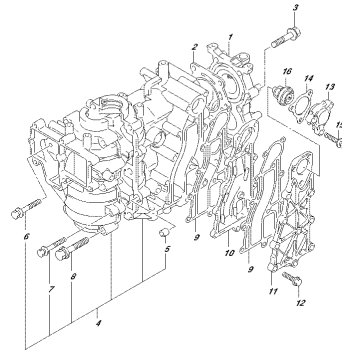
029 94, 154, P41, 015, 112C
CYLINDER

FIG. 112D



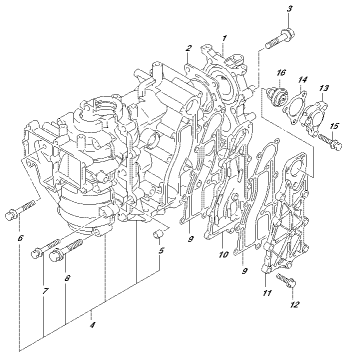
029 94, 154, P41, 015, 112D
CYLINDER

FIG. 112E



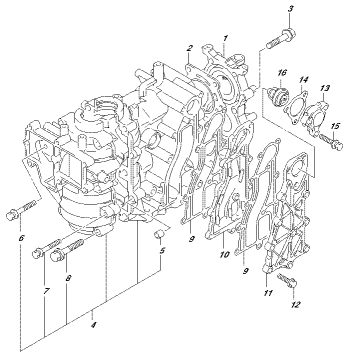
029 94, 154, P41, 015, 112E
CYLINDER

FIG. 112F



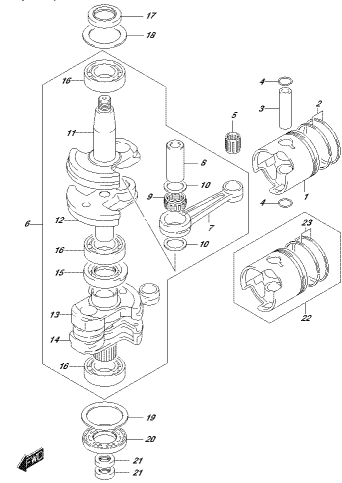
029 94, 154, P41, 015, 112F
CYLINDER

FIG. 112G



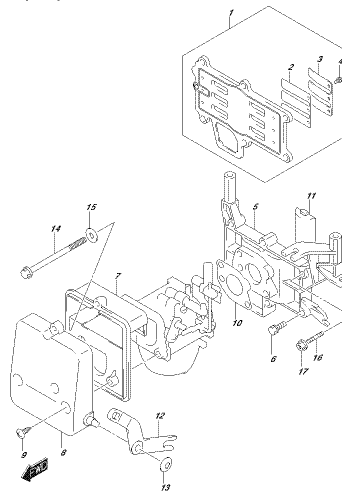
029 94, 154, P41, 015, 112G
CYLINDER

FIG. 116A



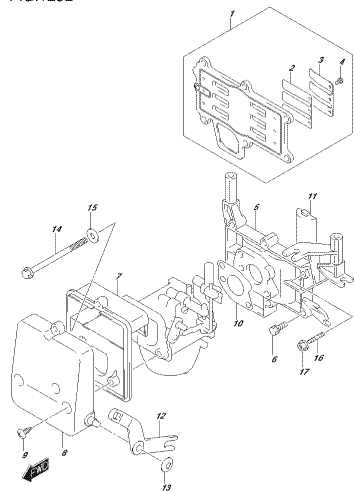
029 94, 154, P41, 015, 116A
CRANKSHAFT

FIG. 125A



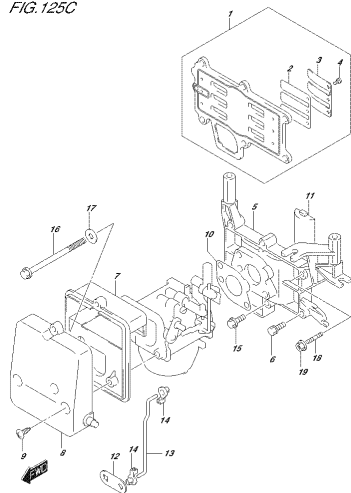
029 94, 154, P41, 015, 125A
FLYWHEEL CASE

FIG. 125B



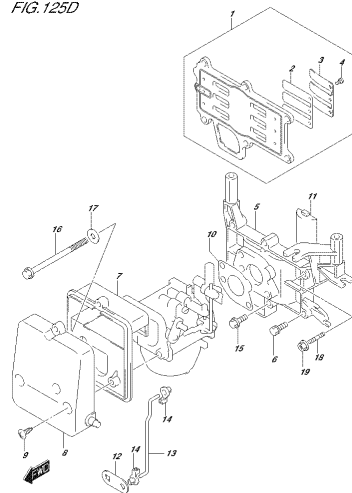
0253 04, 05A, P42, 015, 025F
PIELET CASE

FIG. 125C



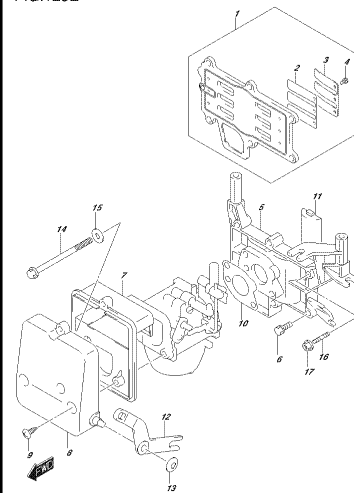
0253 04, 05A, P42, 015, 026C
PIELET CASE

FIG. 125D



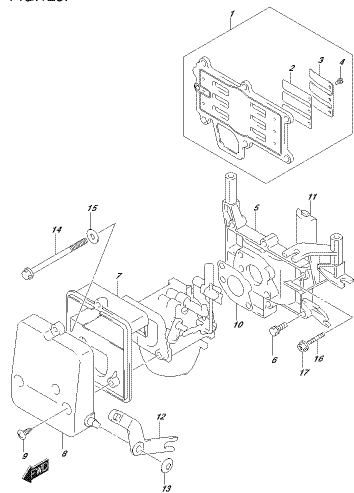
0253 04, 05A, P42, 015, 025D
PIELET CASE

FIG. 125E



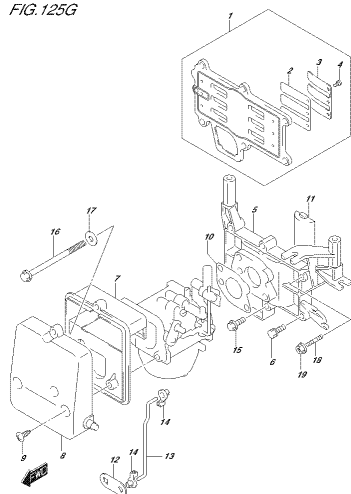
0253 04, 05A, P42, 015, 025E
PIELET CASE

FIG. 125F



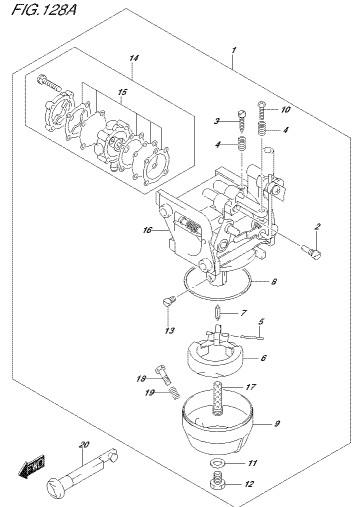
0253 04, 05A, P42, 015, 025F
PIELET CASE

FIG. 125G



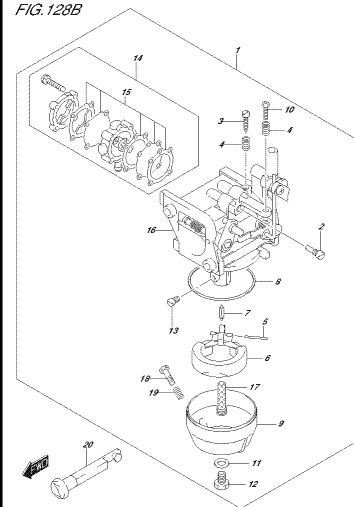
0253 04, 05A, P42, 015, 025G
PIELET CASE

FIG. 128A



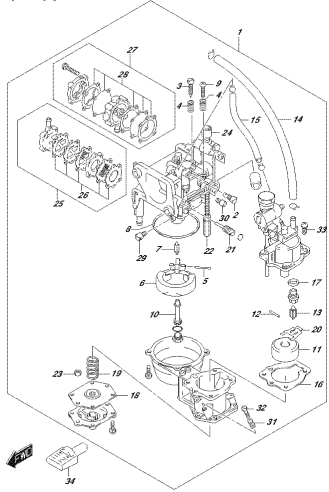
0253 04, 05A, P42, 015, 028A
CARREG. REZTOR

FIG. 128B



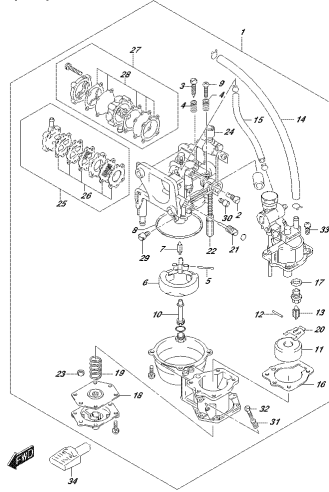
0253 04, 05A, P42, 015, 028B
CARREG. REZTOR

FIG. 128C



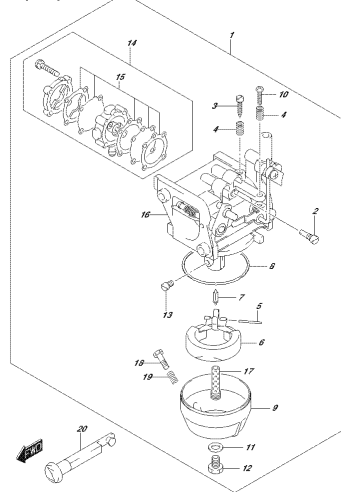
073 04, 05A, P&L 012, 026
CARGO REC'D

FIG. 128D



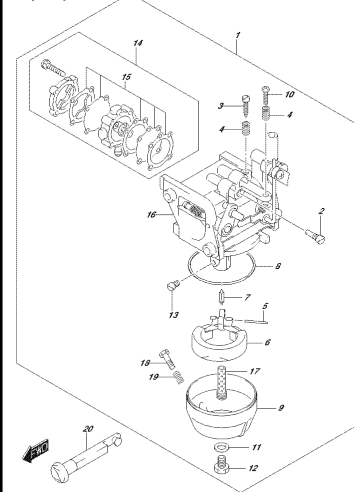
073 04, 05A, P&L 012, 026
CARGO REC'D

FIG. 128E



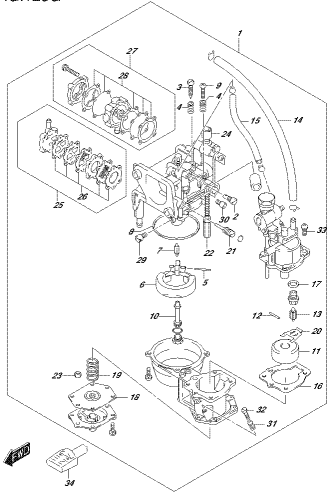
073 04, 05A, P&L 012, 026
CARGO REC'D

FIG. 128F



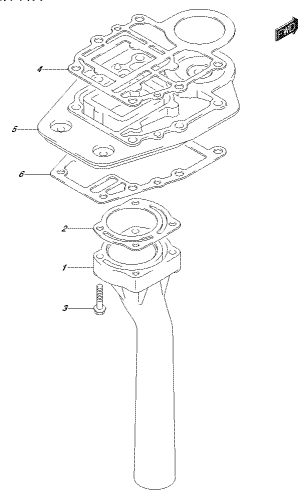
073 04, 05A, P&L 012, 026
CARGO REC'D

FIG. 128G



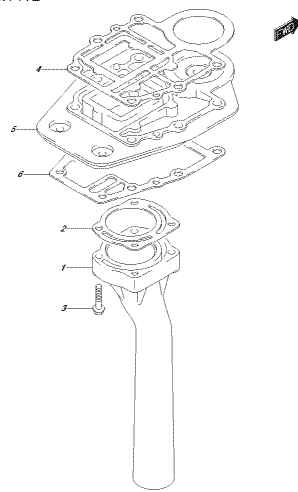
073 04, 05A, P&L 012, 026
CARGO REC'D

FIG. 141A



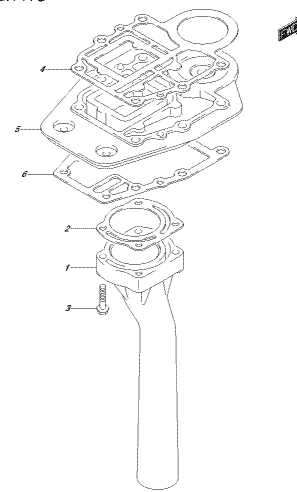
073 04, 05A, P&L 012, 141A
P/REV:ST FL08

FIG. 141B



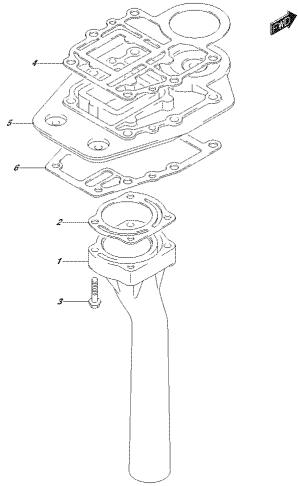
073 04, 05A, P&L 012, 141B
P/REV:ST FL08

FIG. 141C



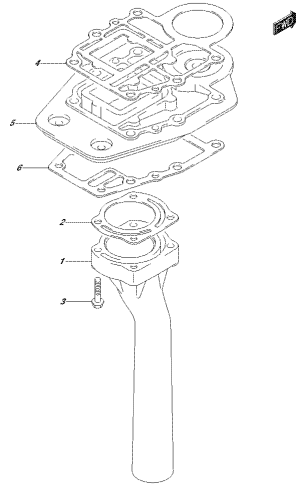
073 04, 05A, P&L 012, 141C
P/REV:ST FL08

FIG.141D



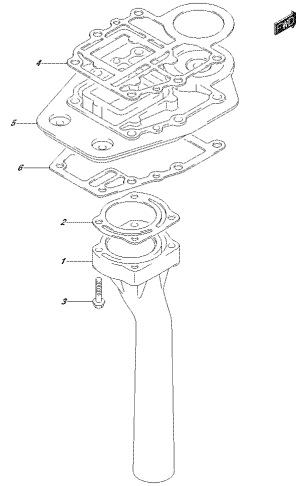
0253 04, 05A, PA01.012, 141D
EFA6407 FUSE

FIG.141E



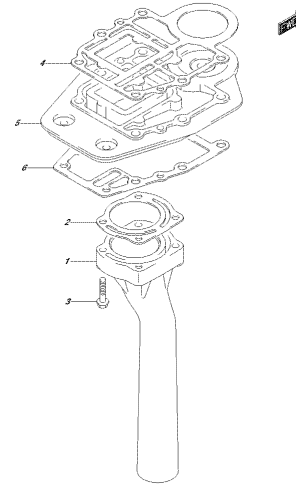
0253 04, 05A, PA01.012, 141E
EFA6407 FUSE

FIG.141F



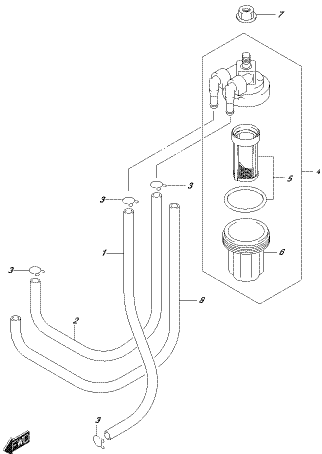
0253 04, 05A, PA01.012, 141F
EFA6407 FUSE

FIG.141G



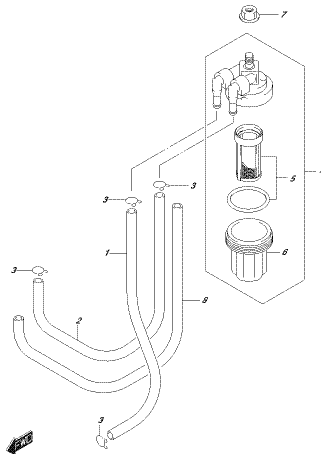
0253 04, 05A, PA01.012, 141G
EFA6407 FUSE

FIG.146A



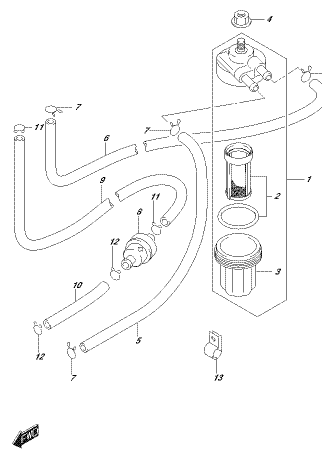
0253 04, 05A, PA01.012, 146A
FUEL FILTER

FIG.146B



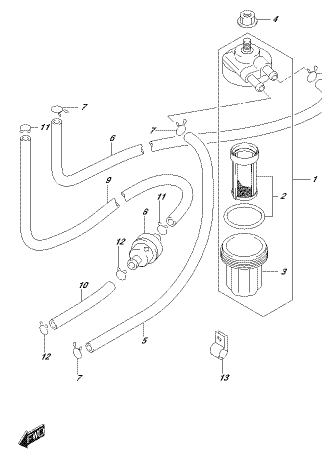
0253 04, 05A, PA01.012, 146B
FUEL FILTER

FIG.146C



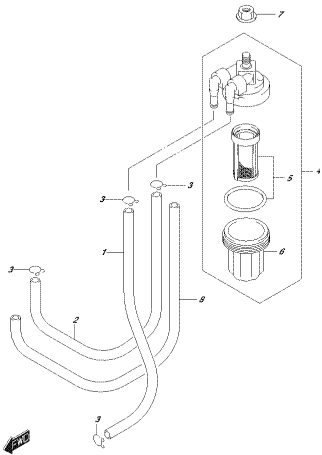
0253 04, 05A, PA01.012, 146C
FUEL FILTER

FIG.146D



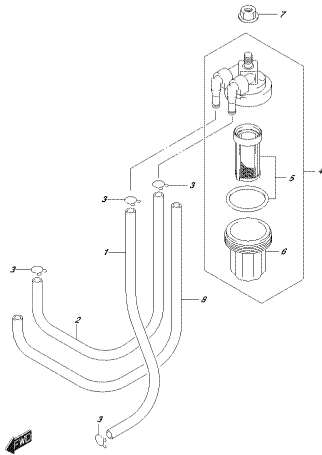
0253 04, 05A, PA01.012, 146D
FUEL FILTER

FIG. 146E



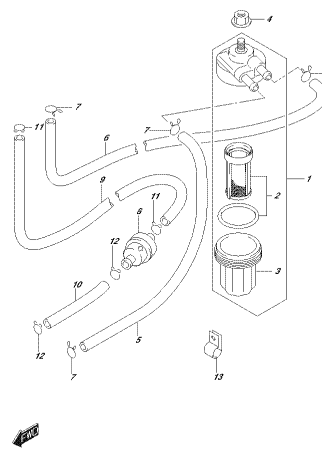
2253 04, 05A, P401, 015, 146E
E.U.E. 01260

FIG. 146F



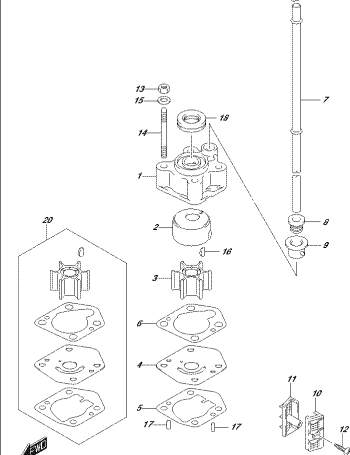
2253 04, 05A, P401, 015, 146F
E.U.E. 01260

FIG. 146G



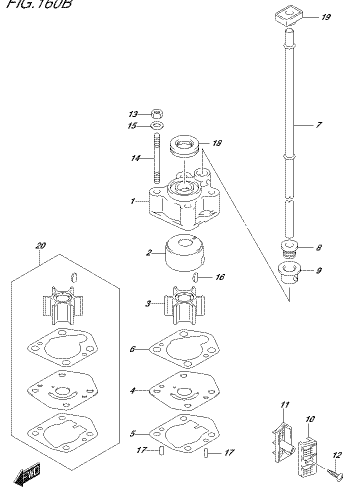
2253 04, 05A, P401, 015, 146G
E.U.E. 01260

FIG. 160A



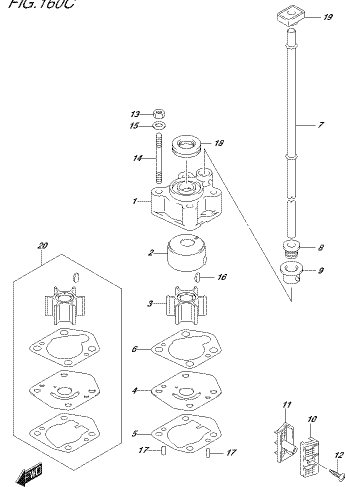
2253 04, 05A, P401, 015, 160A
04A, 020, PUMP

FIG. 160B



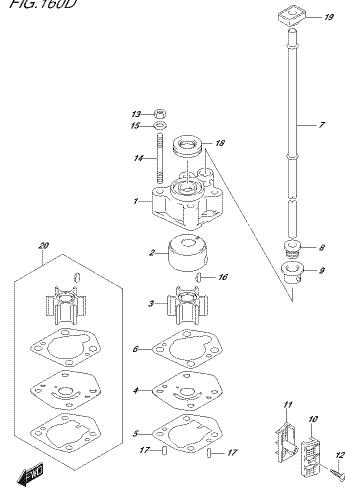
2253 04, 05A, P401, 015, 160B
04A, 020, PUMP

FIG. 160C



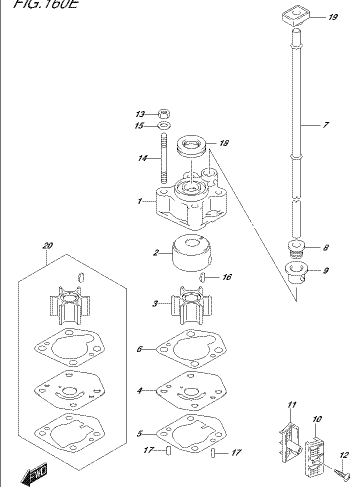
2253 04, 05A, P401, 015, 160C
04A, 020, PUMP

FIG. 160D



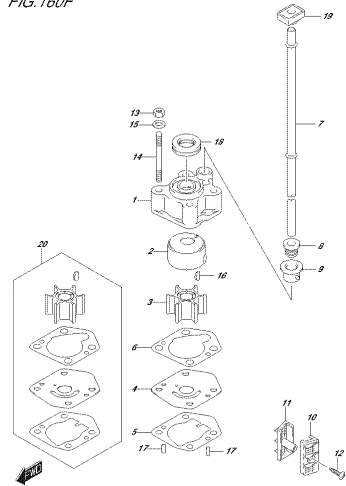
2253 04, 05A, P401, 015, 160D
04A, 020, PUMP

FIG. 160E



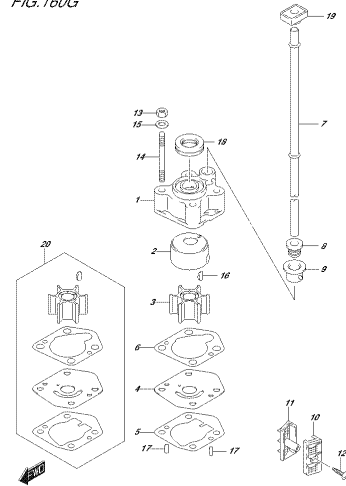
2253 04, 05A, P401, 015, 160E
04A, 020, PUMP

FIG. 160F



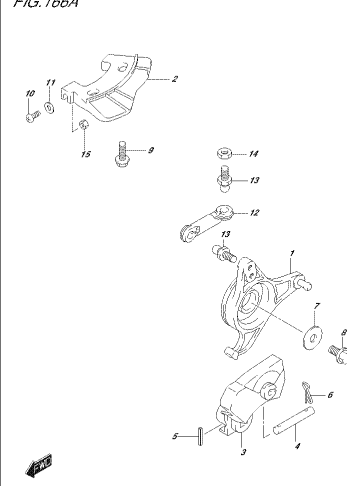
025 94, 154, P&L 015, 06F
94/150/040P

FIG. 160G



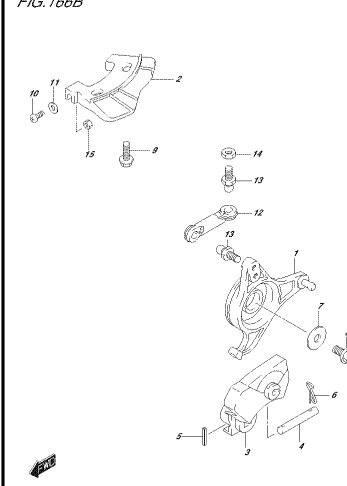
025 94, 154, P&L 015, 06G
94/150/040P

FIG. 166A



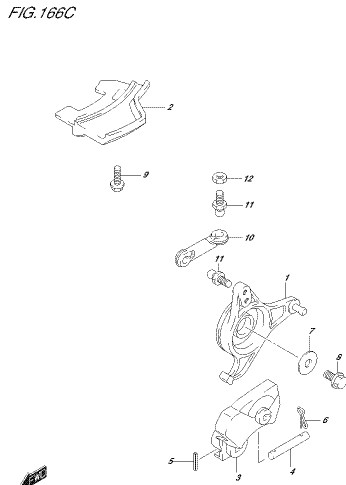
025 94, 154, P&L 015, 06A
74/075/0120C

FIG. 166B



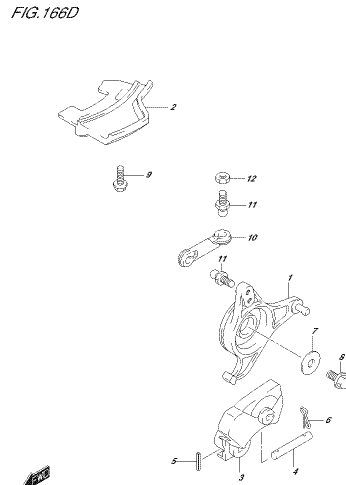
025 94, 154, P&L 015, 06B
74/075/0120C

FIG. 166C



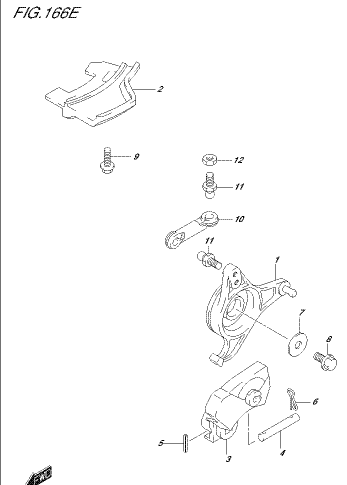
025 94, 154, P&L 015, 06C
74/075/0120C

FIG. 166D



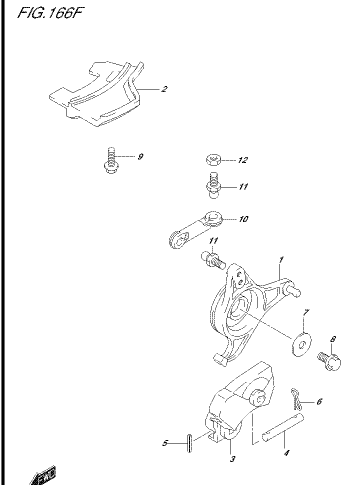
025 94, 154, P&L 015, 06D
74/075/0120C

FIG. 166E



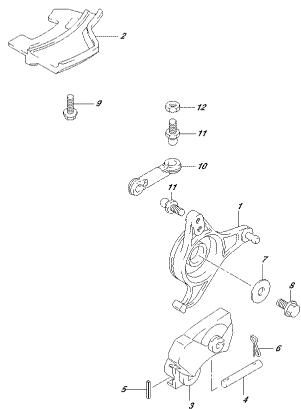
025 94, 154, P&L 015, 06E
74/075/0120C

FIG. 166F



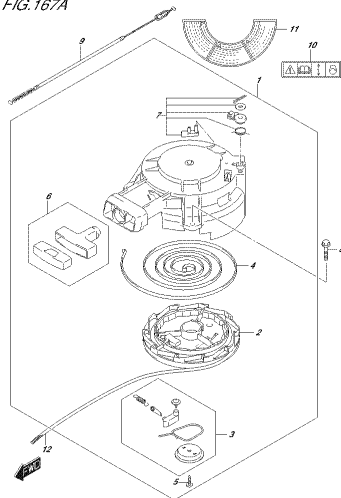
025 94, 154, P&L 015, 06F
74/075/0120C

FIG.166G



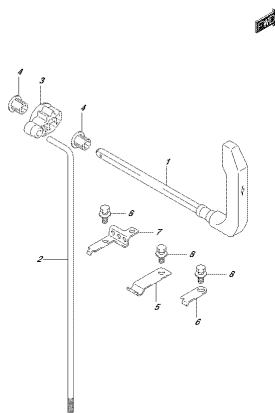
0719 04, IS4_PRL 012_0663
THROTTLE CONTROL

FIG.167A



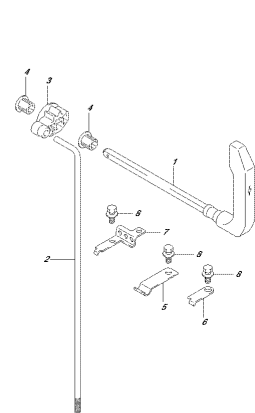
0719 04, IS4_PRL 012_0674
BRAKE MASTER CYL

FIG.208A



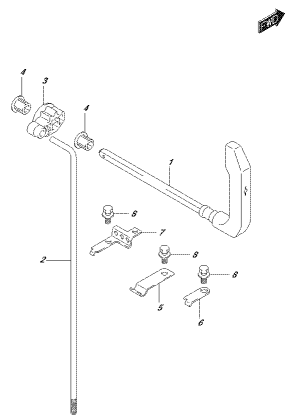
0719 04, IS4_PRL 012_0684
CLUTCH LEVER

FIG.208B



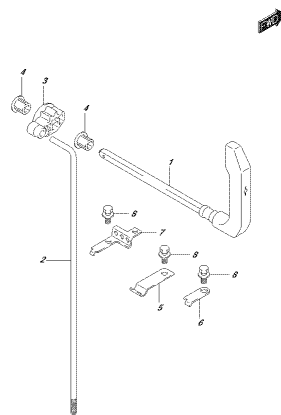
0719 04, IS4_PRL 012_0687
CLUTCH LEVER

FIG.208C



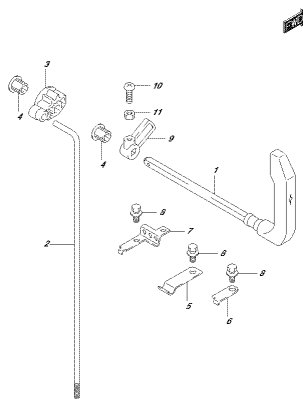
0719 04, IS4_PRL 012_0680
CLUTCH LEVER

FIG.208D



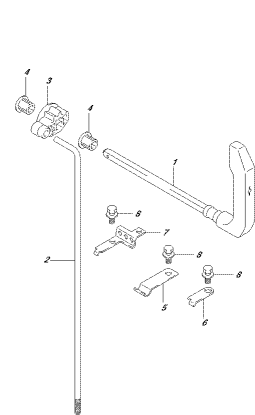
0719 04, IS4_PRL 012_0682
CLUTCH LEVER

FIG.208E



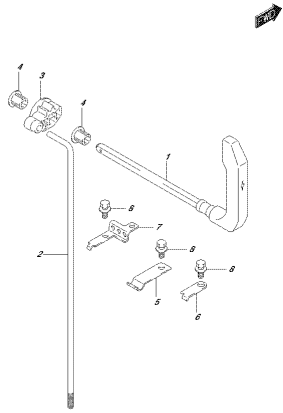
0719 04, IS4_PRL 012_0686
CLUTCH LEVER

FIG.208F



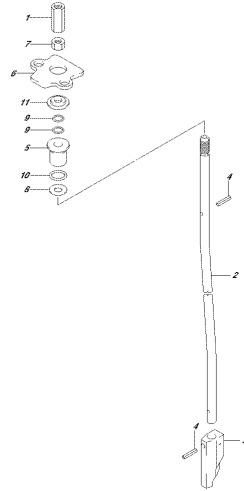
0719 04, IS4_PRL 012_0688
CLUTCH LEVER

FIG.208G



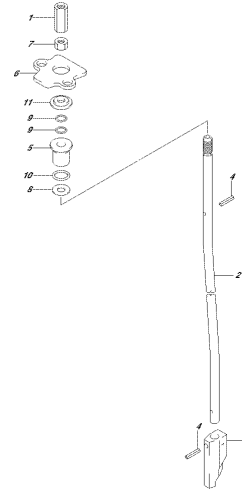
0753 04, 154, PRL 015L 0003
S/NFT 0001

FIG.210A



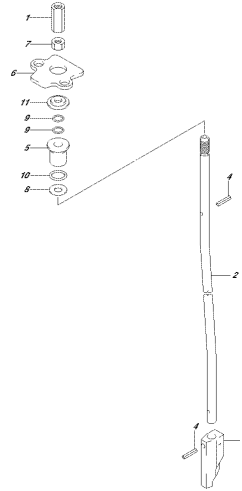
0753 04, 154, PRL 015L 0104
S/NFT 0001

FIG.210B



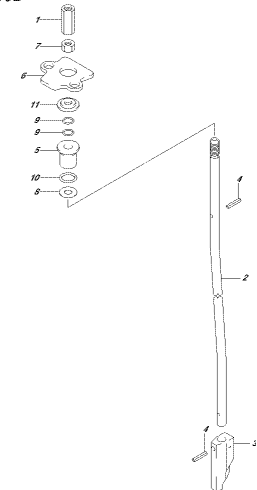
0753 04, 154, PRL 015L 0102
S/NFT 0001

FIG.210C



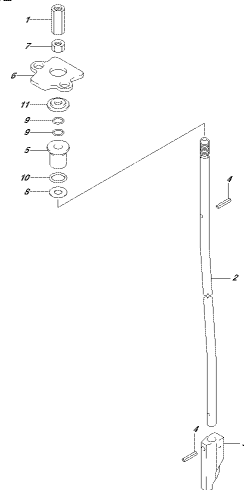
0753 04, 154, PRL 015L 0100
S/NFT 0001

FIG.210D



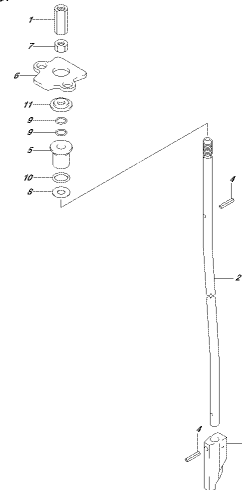
0753 04, 154, PRL 015L 0103
S/NFT 0001

FIG.210E



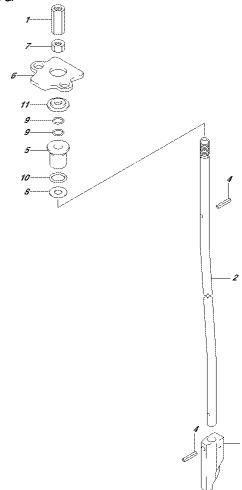
0753 04, 154, PRL 015L 0105
S/NFT 0001

FIG.210F



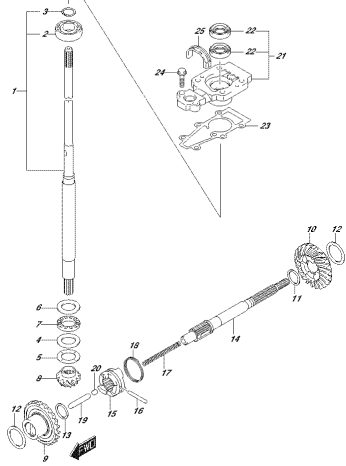
0753 04, 154, PRL 015L 0107
S/NFT 0001

FIG.210G



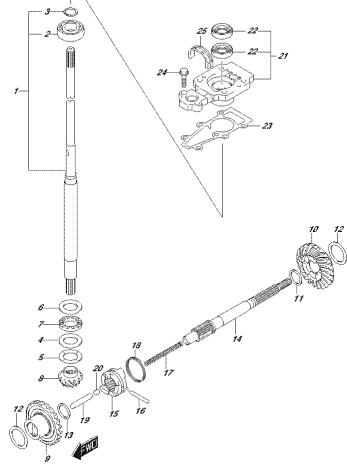
0753 04, 154, PRL 015L 0102
S/NFT 0001

FIG.220A



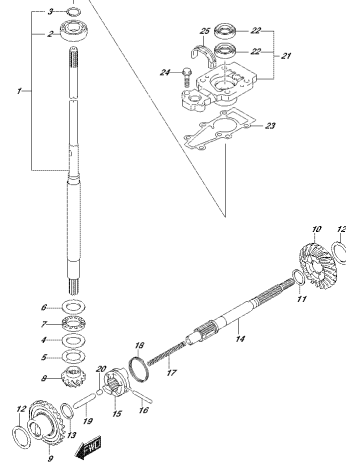
0218 04_154_PAI_015_201A
FRANASISSNOY

FIG.220B



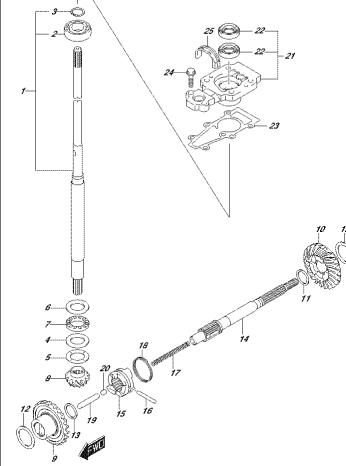
0218 04_154_PAI_015_201B
FRANASISSNOY

FIG.220C



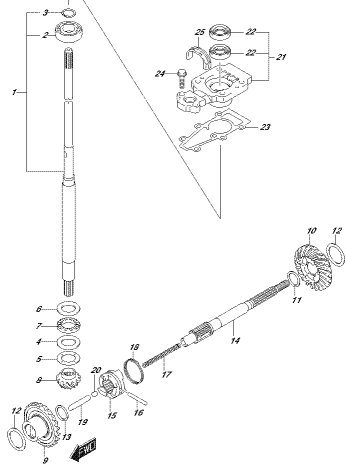
0218 04_154_PAI_015_201C
FRANASISSNOY

FIG.220D



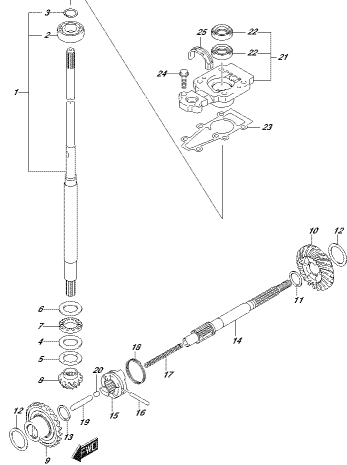
0218 04_154_PAI_015_201D
FRANASISSNOY

FIG.220E



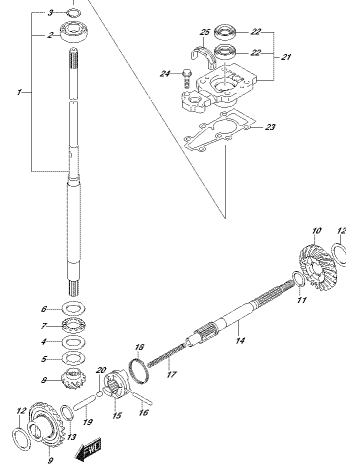
0218 04_154_PAI_015_201E
FRANASISSNOY

FIG.220F



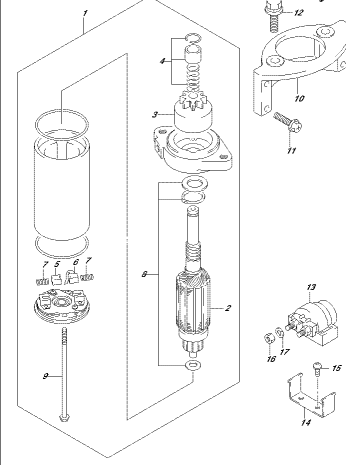
0218 04_154_PAI_015_201F
FRANASISSNOY

FIG.220G



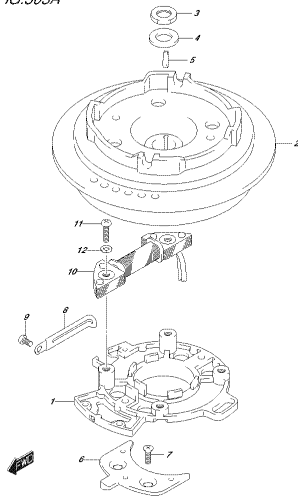
0218 04_154_PAI_015_201G
FRANASISSNOY

FIG.301A



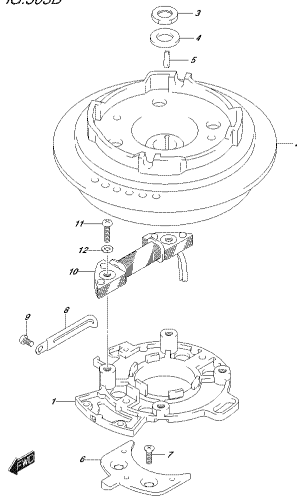
0218 04_154_PAI_015_301A
STARTING MOTOR

FIG.303A



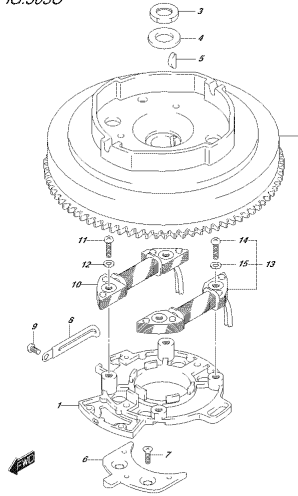
0753 04, 05A, PRL 012, 0204
MAGNETO

FIG.303B



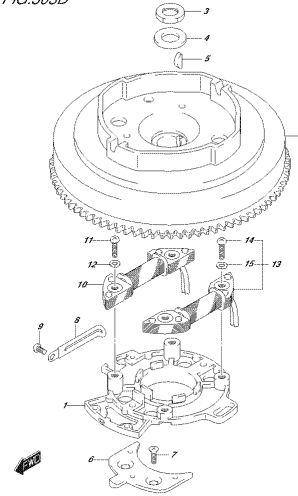
0753 04, 05A, PRL 012, 0207
MAGNETO

FIG.303C



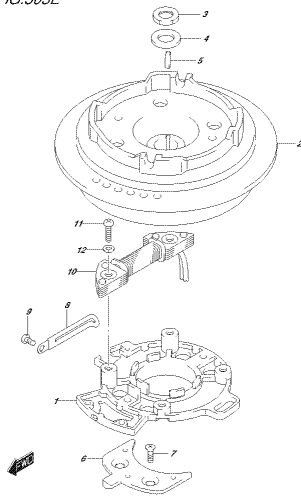
0753 04, 05A, PRL 012, 0207
MAGNETO

FIG.303D



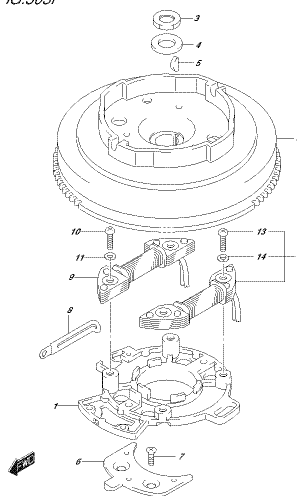
0753 04, 05A, PRL 012, 0207
MAGNETO

FIG.303E



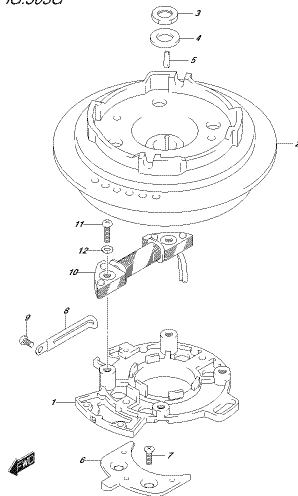
0753 04, 05A, PRL 012, 020F
MAGNETO

FIG.303F



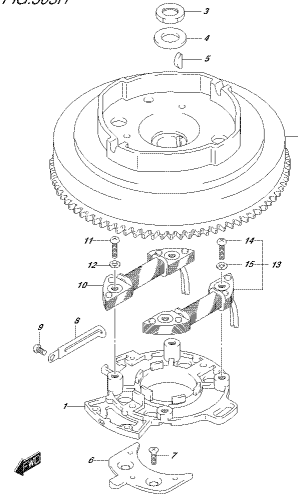
0753 04, 05A, PRL 012, 020F
MAGNETO

FIG.303G



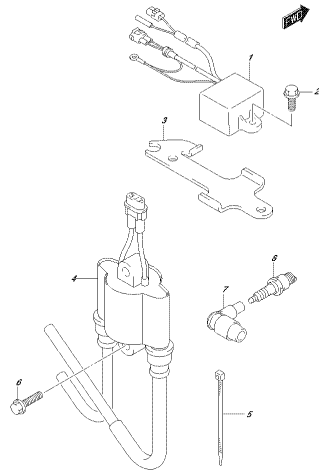
0753 04, 05A, PRL 012, 0207
MAGNETO

FIG.303H



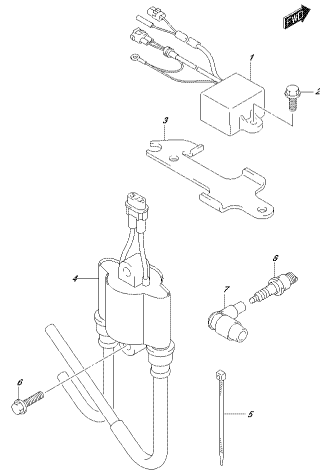
0753 04, 05A, PRL 012, 020F
MAGNETO

FIG.307A



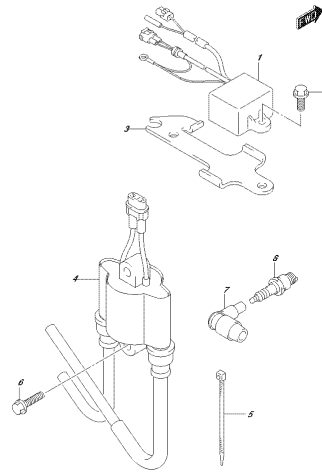
0703 04, 05A, P401, 015, 307A
020702011 C02

FIG.307B



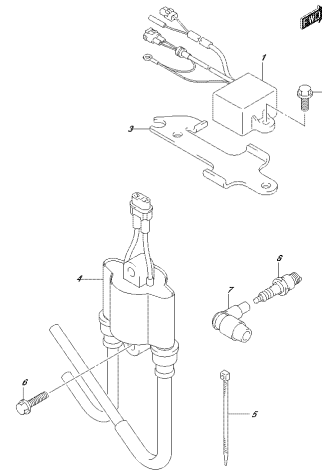
0703 04, 05A, P401, 015, 307B
020702011 C02

FIG.307C



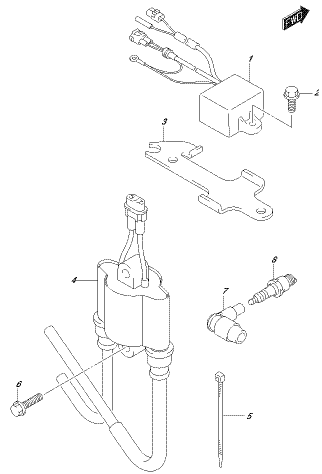
0703 04, 05A, P401, 015, 307C
020702011 C02

FIG.307D



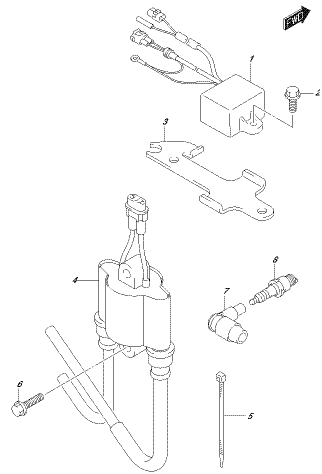
0703 04, 05A, P401, 015, 307D
020702011 C02

FIG.307E



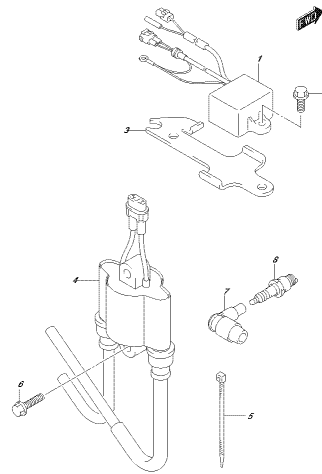
0703 04, 05A, P401, 015, 307E
020702011 C02

FIG.307F



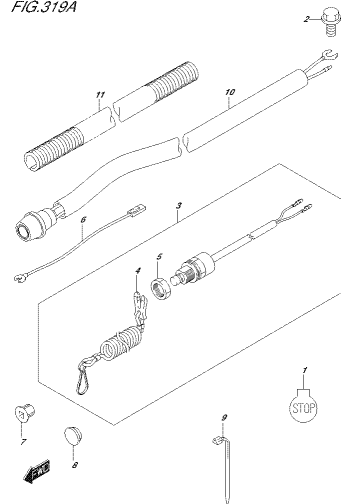
0703 04, 05A, P401, 015, 307F
020702011 C02

FIG.307G



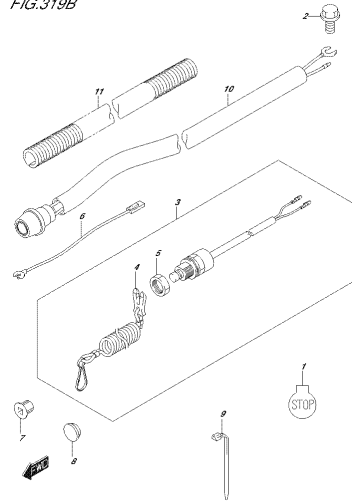
0703 04, 05A, P401, 015, 307G
020702011 C02

FIG.319A



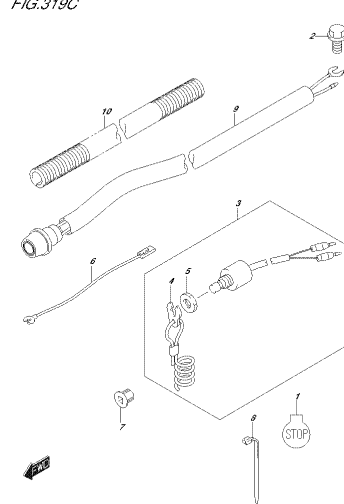
0703 04, 05A, P401, 015, 319A
ELECTRICAL

FIG.319B



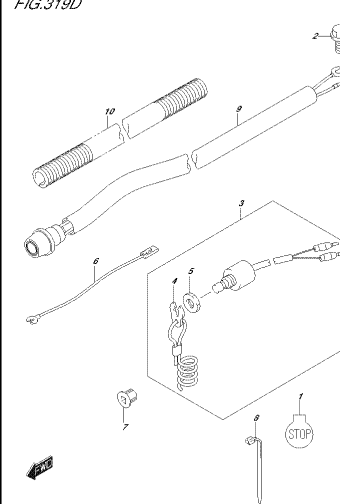
0218 04, 05A, P4EL 015, 9197
ELECTRICAL

FIG.319C



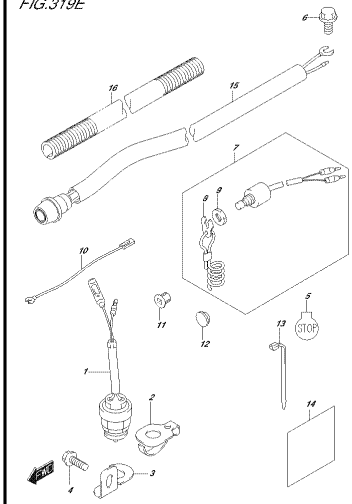
0218 04, 05A, P4EL 015, 9197
ELECTRICAL

FIG.319D



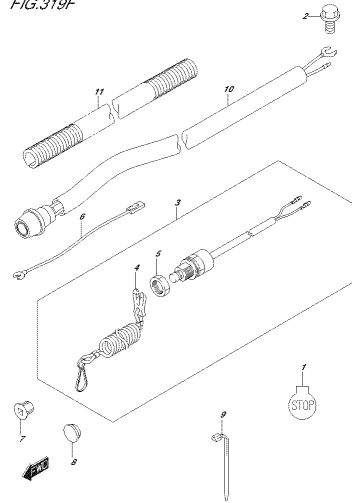
0218 04, 05A, P4EL 015, 9197
ELECTRICAL

FIG.319E



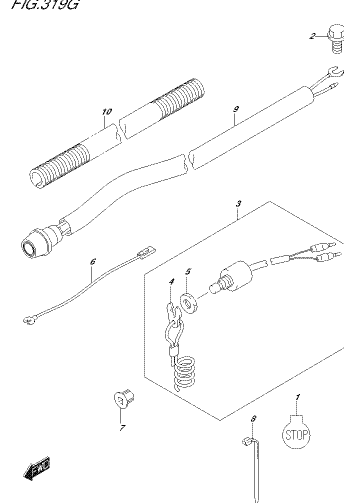
0218 04, 05A, P4EL 015, 9197
ELECTRICAL

FIG.319F



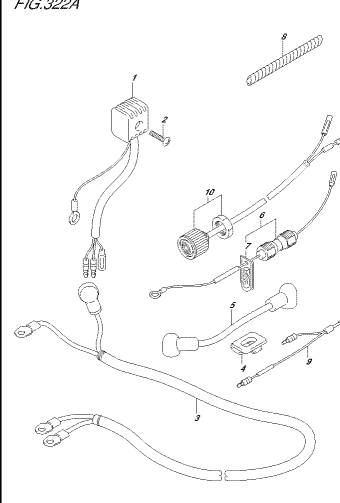
0218 04, 05A, P4EL 015, 9197
ELECTRICAL

FIG.319G



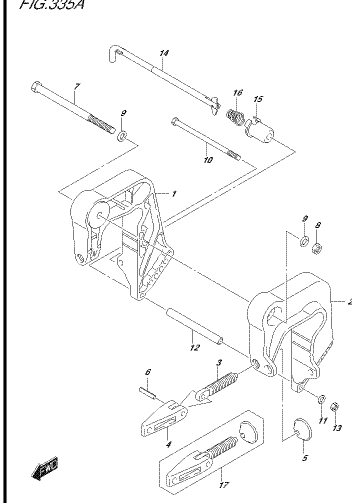
0218 04, 05A, P4EL 015, 9197
ELECTRICAL

FIG.322A



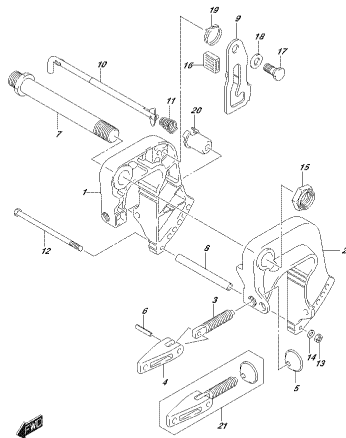
0218 04, 05A, P4EL 015, 9258
HARNESS

FIG.335A



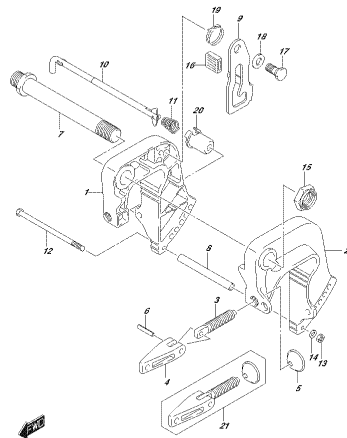
0218 04, 05A, P4EL 015, 9258
CLAMP BRACKET

FIG.335B



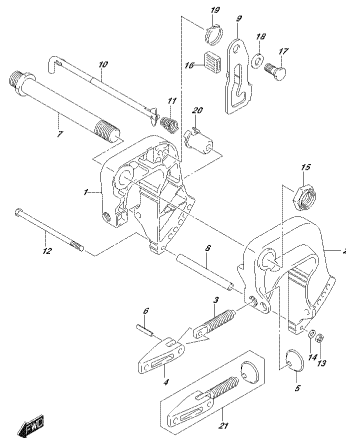
075 04, 154, PRL 015, 3257
CLAMP BRACKET

FIG.335C



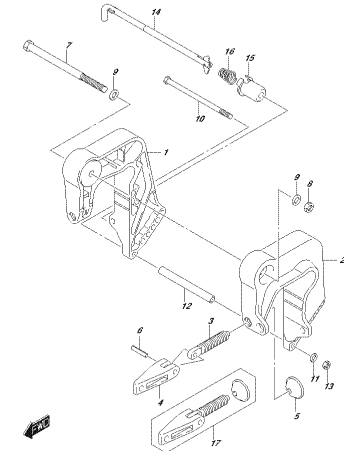
075 04, 154, PRL 015, 3267
CLAMP BRACKET

FIG.335D



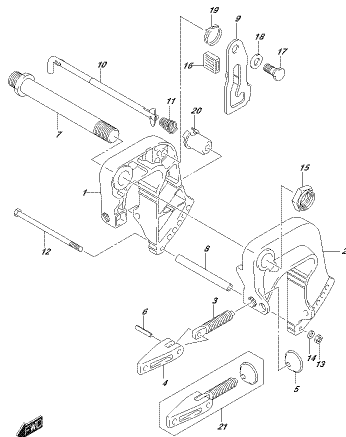
075 04, 154, PRL 015, 3267
CLAMP BRACKET

FIG.335E



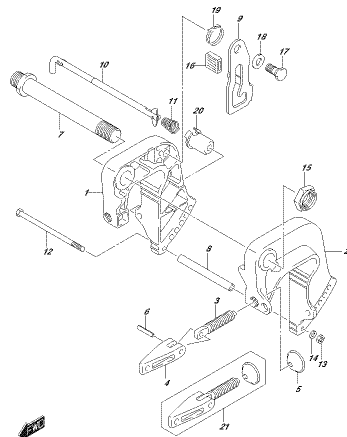
075 04, 154, PRL 015, 325F
CLAMP BRACKET

FIG.335F



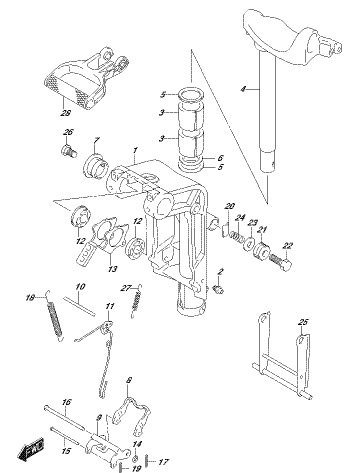
075 04, 154, PRL 015, 325F
CLAMP BRACKET

FIG.335G



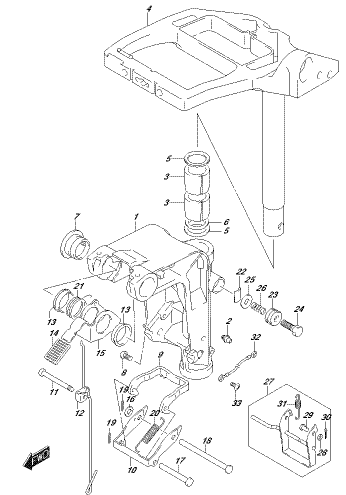
075 04, 154, PRL 015, 3267
CLAMP BRACKET

FIG.336A



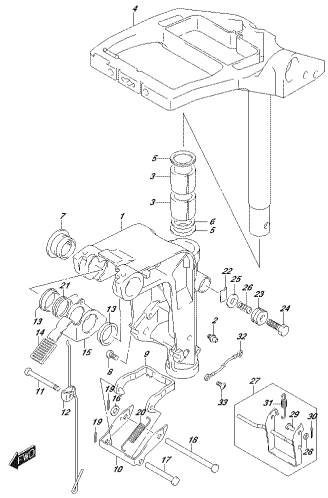
075 04, 154, PRL 015, 3304
SWIVEL BRACKET

FIG.336B



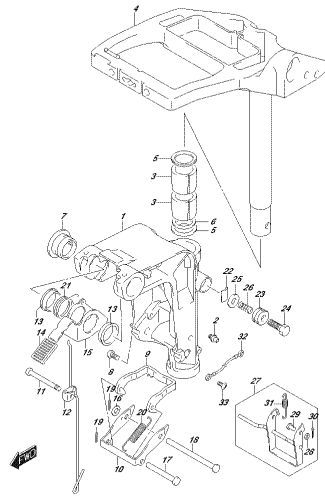
075 04, 154, PRL 015, 3307
SWIVEL BRACKET

FIG.336C



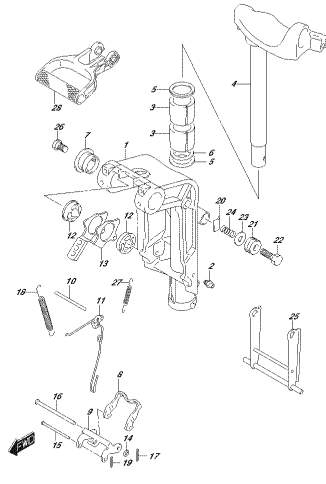
073 04, 154, P41, 012, 5307
291952, 291902CT

FIG.336D



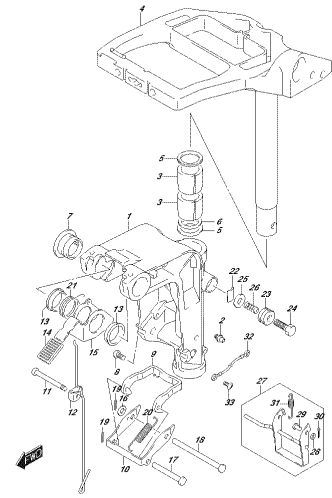
073 04, 154, P41, 012, 5307
291952, 291902CT

FIG.336E



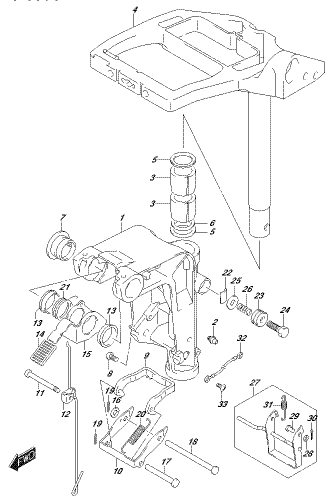
073 04, 154, P41, 012, 530F
291952, 291902CT

FIG.336F



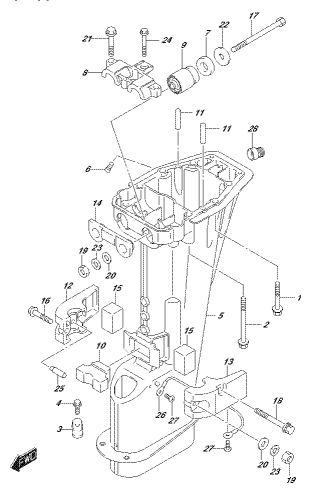
073 04, 154, P41, 012, 530F
291952, 291902CT

FIG.336G



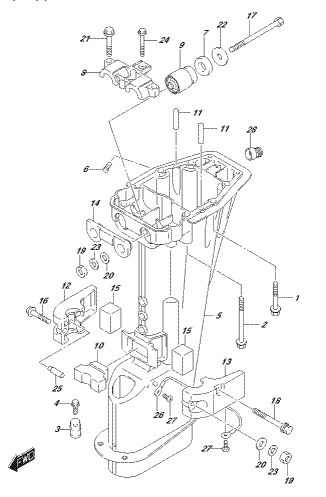
073 04, 154, P41, 012, 530G
291952, 291902CT

FIG.405A



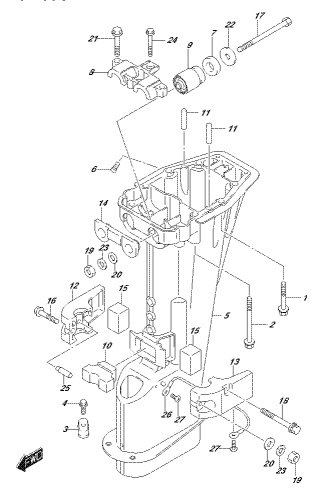
073 04, 154, P41, 012, 425A
191015, SHAWT, 42515NG

FIG.405B



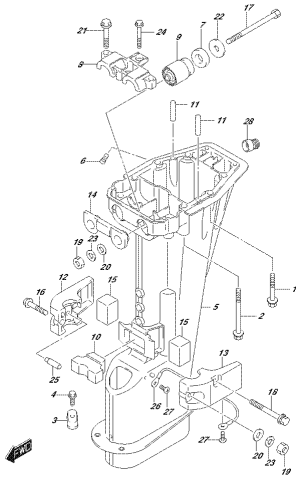
073 04, 154, P41, 012, 425B
191015, SHAWT, 42515NG

FIG.405C



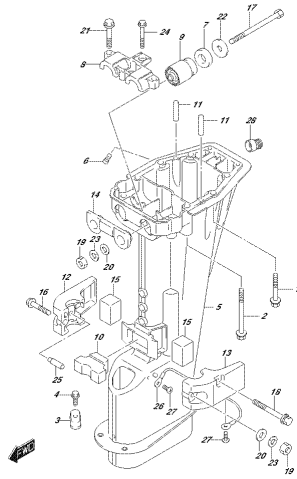
073 04, 154, P41, 012, 425C
191015, SHAWT, 42515NG

FIG.405D



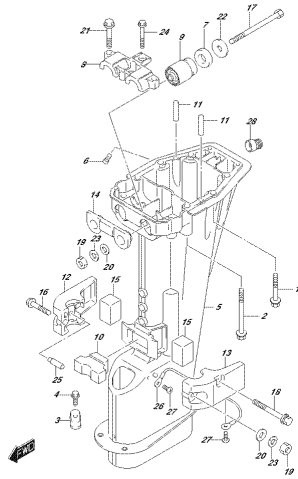
0703 04, 05A, P40L 010, 020D
09010-00477 410, 03002

FIG.405E



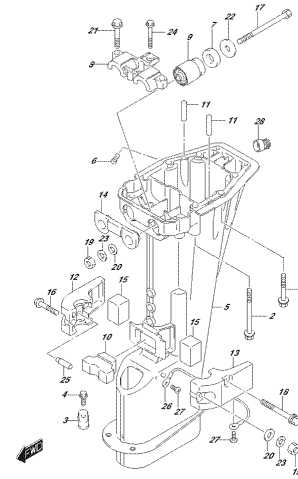
0703 04, 05A, P40L 010, 020E
09010-00477 410, 03002

FIG.405F



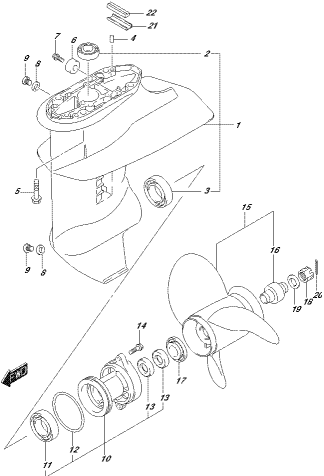
0703 04, 05A, P40L 010, 020F
09010-00477 410, 03002

FIG.405G



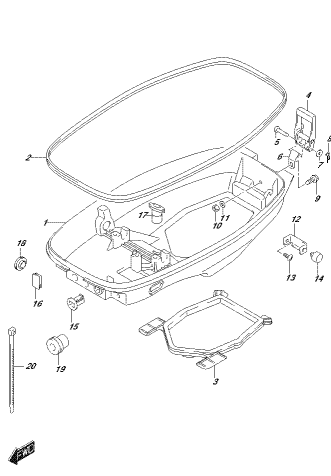
0703 04, 05A, P40L 010, 020G
09010-00477 410, 03002

FIG.407A



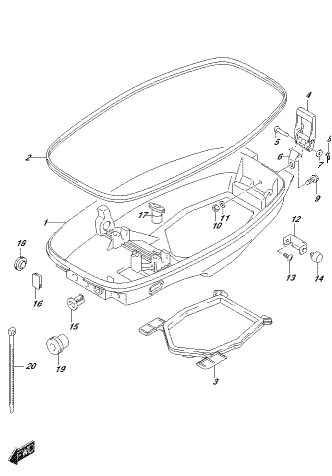
0703 04, 05A, P40L 010, 407A
GEAR CASE

FIG.412A



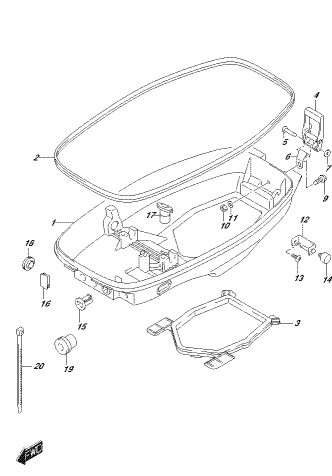
0703 04, 05A, P40L 010, 410A
LOWER COVER

FIG.412B



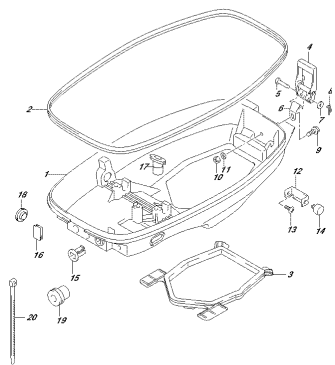
0703 04, 05A, P40L 010, 410B
LOWER COVER

FIG.412C



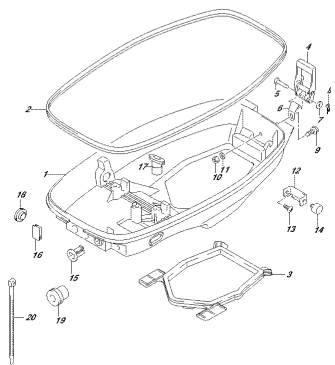
0703 04, 05A, P40L 010, 410C
LOWER COVER

FIG.412D



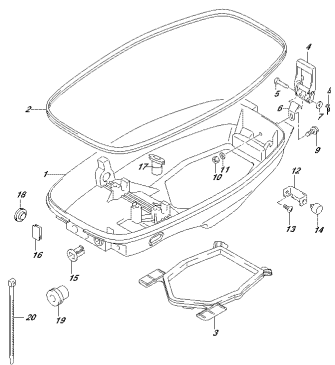
075-94, 150, P16L, 015, 412D
LOWER COVER

FIG.412E



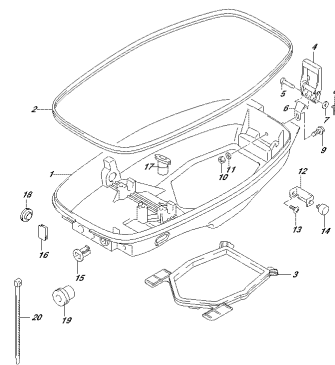
075-94, 150, P16L, 015, 412E
LOWER COVER

FIG.412F



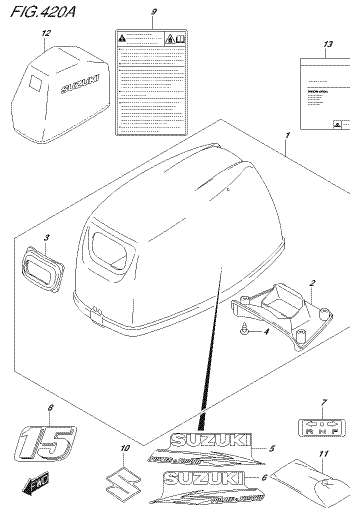
075-94, 150, P16L, 015, 412F
LOWER COVER

FIG.412G



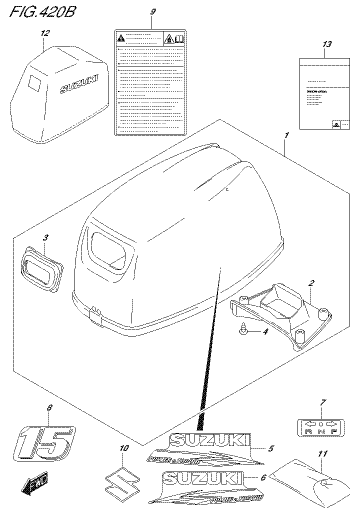
075-94, 150, P16L, 015, 412G
LOWER COVER

FIG.420A



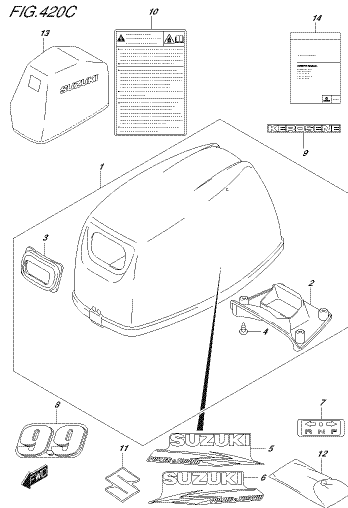
075-94, 150, P16L, 015, 420A
ENGINE COVER

FIG.420B



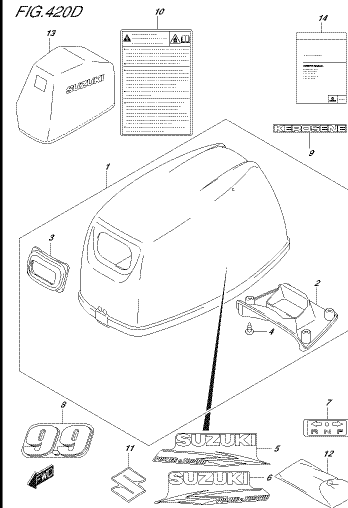
075-94, 150, P16L, 015, 420B
ENGINE COVER

FIG.420C



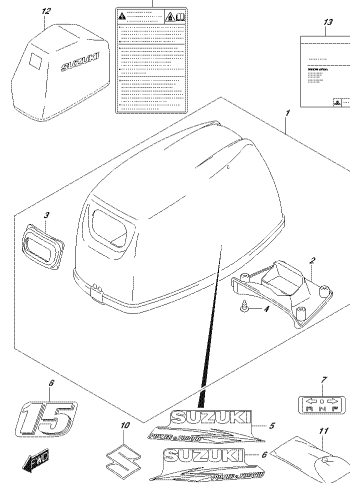
075-94, 150, P16L, 015, 420C
ENGINE COVER

FIG.420D



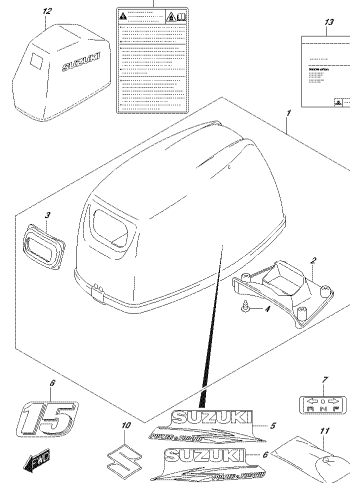
075-94, 150, P16L, 015, 420D
ENGINE COVER

FIG. 420E



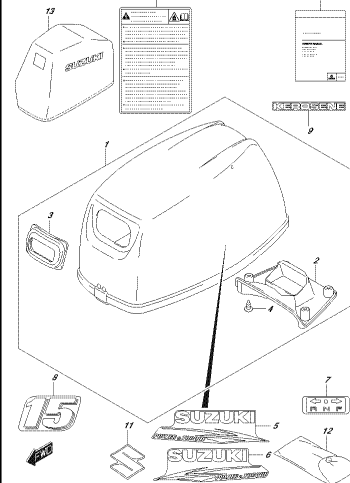
029 94, 154, PRL 015, 429F
EIGENGE COVER

FIG. 420F



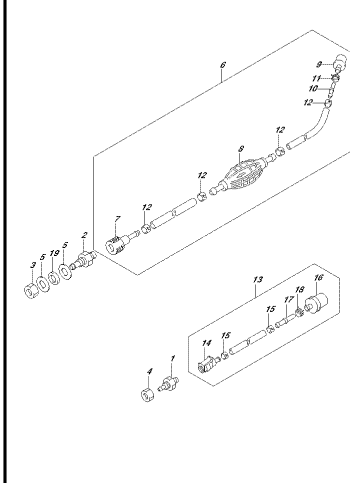
029 94, 154, PRL 015, 429F
EIGENGE COVER

FIG. 420G



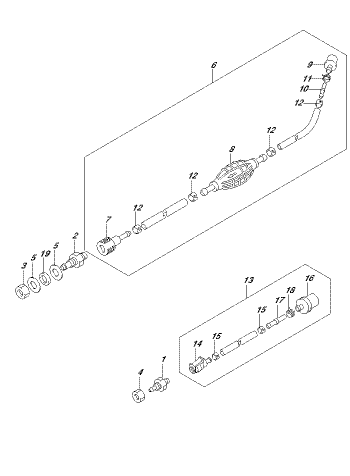
029 94, 154, PRL 015, 429G
EIGENGE COVER

FIG. 430A



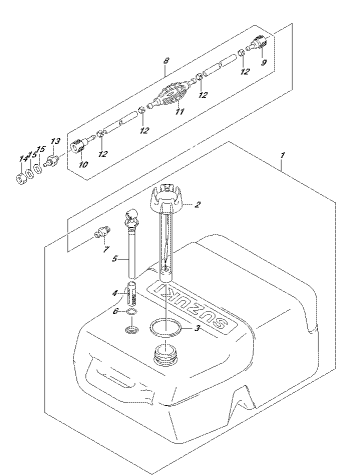
029 94, 154, PRL 015, 430A
FUEL HOSE

FIG. 430B



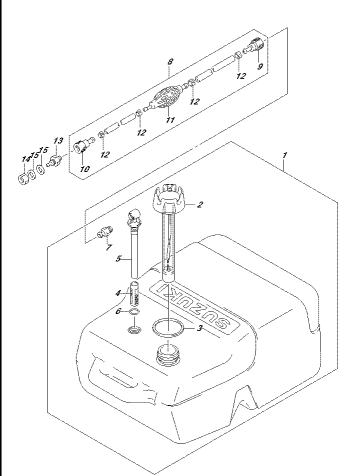
029 94, 154, PRL 015, 430B
FUEL HOSE

FIG. 432A



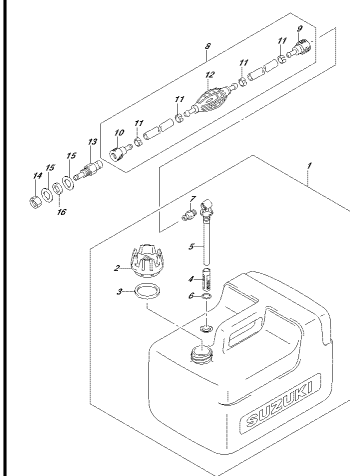
029 94, 154, PRL 015, 432A
FUEL TANK

FIG. 432B



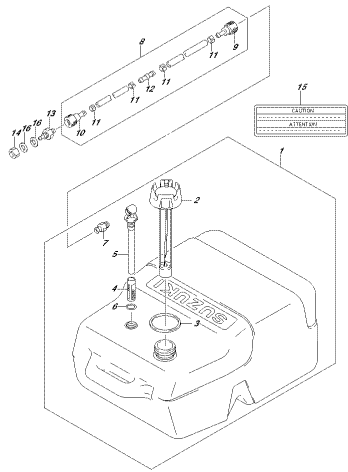
029 94, 154, PRL 015, 432B
FUEL TANK

FIG. 432C



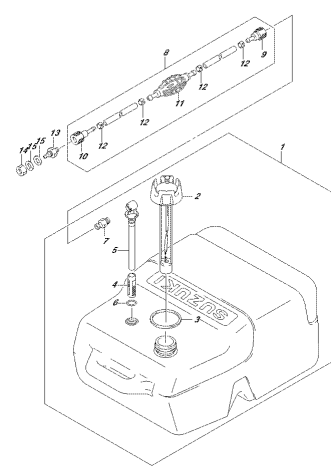
029 94, 154, PRL 015, 432C
FUEL TANK

FIG. 432D



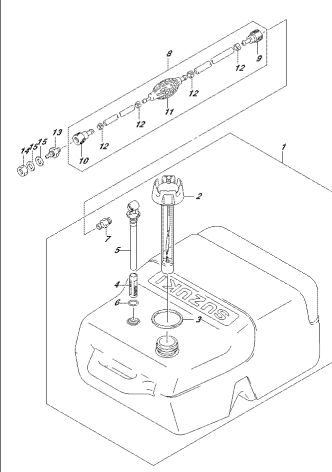
0253 94, 15A, P42, 015, 432D
FILE: 74007

FIG. 432E



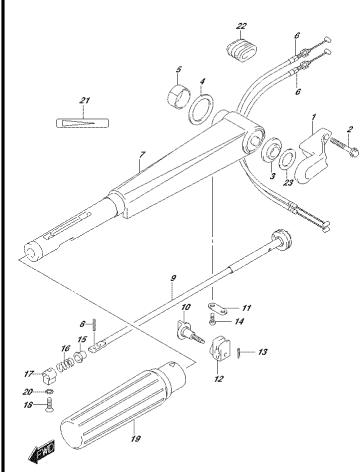
0253 94, 15A, P42, 015, 432E
FILE: 74007

FIG. 432F



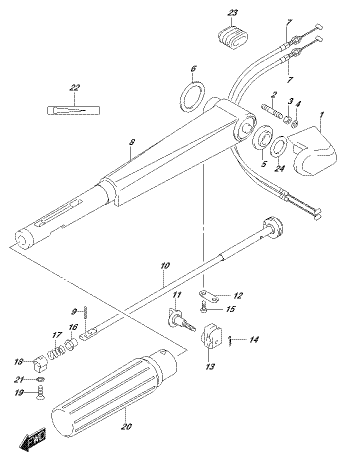
0253 94, 15A, P42, 015, 432F
FILE: 74007

FIG. 444A



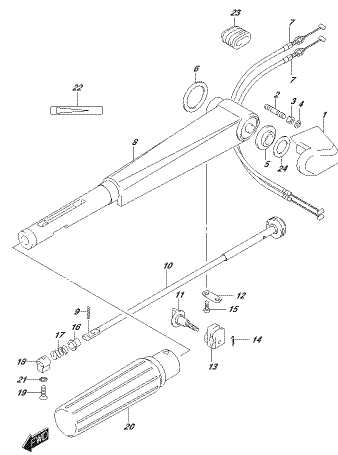
0253 94, 15A, P42, 015, 444A
TILE-FR HANDLE

FIG. 444B



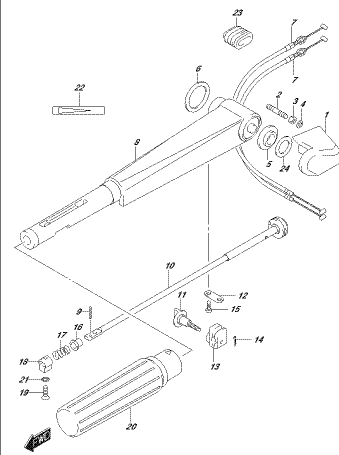
0253 94, 15A, P42, 015, 444B
TILE-FR HANDLE

FIG. 444C



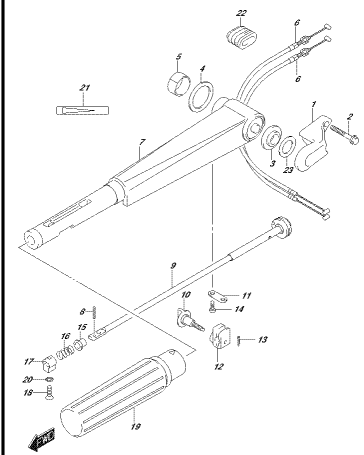
0253 94, 15A, P42, 015, 444C
TILE-FR HANDLE

FIG. 444D



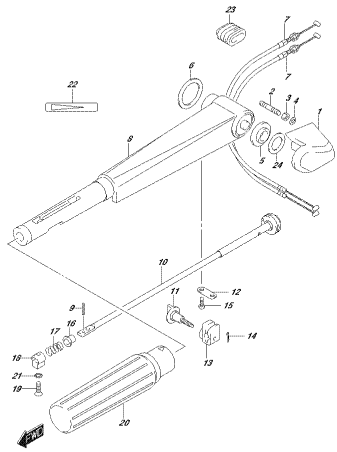
0253 94, 15A, P42, 015, 444D
TILE-FR HANDLE

FIG. 444E



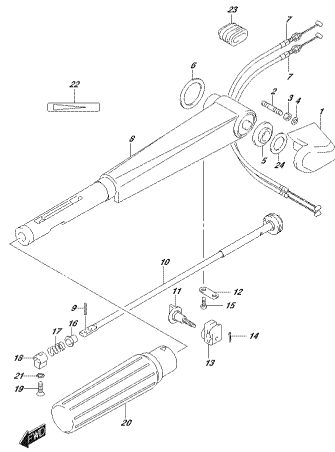
0253 94, 15A, P42, 015, 444E
TILE-FR HANDLE

FIG.444F



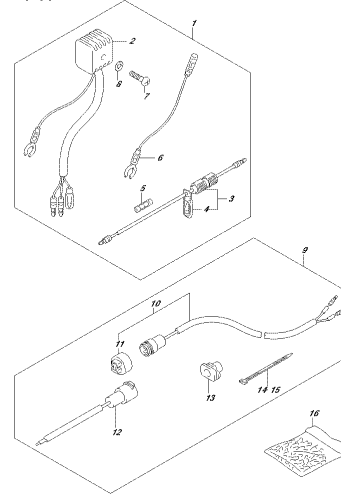
0703 04_05A_PRL_015_444F
ELECTROCARD (7)

FIG.444G



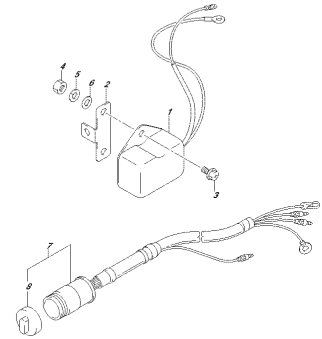
0703 04_05A_PRL_015_444G
ELECTROCARD (7)

FIG.551A



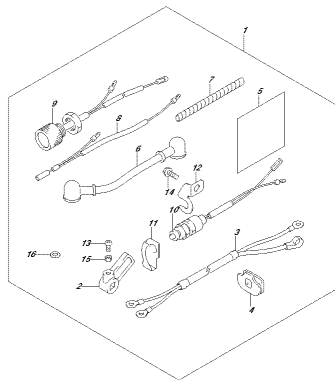
0703 04_05A_PRL_015_551A
ELECTROCARD (7)

FIG.552A



0703 04_05A_PRL_015_552A
ELECTROCARD (7)

FIG.560A



0703 04_05A_PRL_015_560A
ELECTROCARD (7)

FIG.10AA

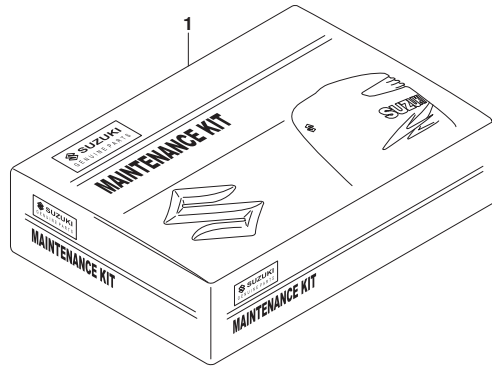


FIG.10AA (1-B-2) MAINTENANCE KIT (DT9.9A P40)

REF NO.	PART NO.	DESCRIPTION	Q'TY	REMARKS
1	17400-90830	MAINTENANCE KIT	1	
2	17400-90L01	.KIT, WATER PUMP REPAIR	1	NOT ILLUSTRATED
3	17685-91D00	.GASKET, THERMOSTAT COVER	1	NOT ILLUSTRATED
4	55321-87J00	.ANODE, PROTECTION	1	NOT ILLUSTRATED
5	55321-90L00	.ZINC, PROTECTION	2	NOT ILLUSTRATED
6	59178-97J00	.GASKET, DRAIN, PLUG	2	NOT ILLUSTRATED
7	09204-02004	.PIN	1	NOT ILLUSTRATED
8	09482-00533	.SPARK PLUG (BR7HS-10)	2	NOT ILLUSTRATED

FIG.10AB

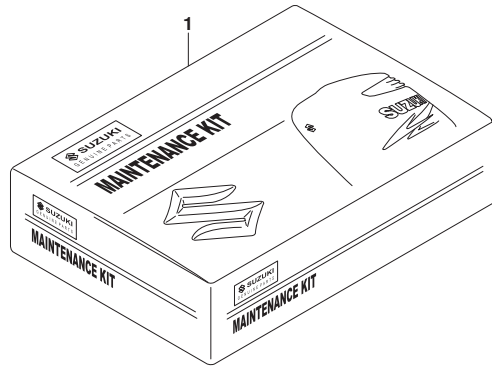


FIG.10AB (1-B-3) MAINTENANCE KIT (DT9.9A P36)

REF NO.	PART NO.	DESCRIPTION	Q'TY	REMARKS
1	17400-90830	MAINTENANCE KIT	1	
2	17400-90L01	.KIT, WATER PUMP REPAIR	1	NOT ILLUSTRATED
3	17685-91D00	.GASKET, THERMOSTAT COVER	1	NOT ILLUSTRATED
4	55321-87J00	.ANODE, PROTECTION	1	NOT ILLUSTRATED
5	55321-90L00	.ZINC, PROTECTION	2	NOT ILLUSTRATED
6	59178-97J00	.GASKET, DRAIN,PLUG	2	NOT ILLUSTRATED
7	09204-02004	.PIN	1	NOT ILLUSTRATED
8	09482-00533	.SPARK PLUG (BR7HS-10)	2	NOT ILLUSTRATED

FIG.10AC

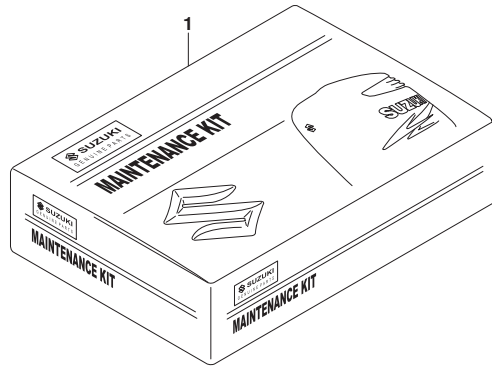


FIG.10AC (1-B-4) MAINTENANCE KIT (DT9.9AK P40)

REF NO.	PART NO.	DESCRIPTION	Q'TY	REMARKS
1	17400-90840	MAINTENANCE KIT	1	
2	17400-90L01	.KIT, WATER PUMP REPAIR	1	NOT ILLUSTRATED
3	17685-91D00	.GASKET, THERMOSTAT COVER	1	NOT ILLUSTRATED
4	55321-87J00	.ANODE, PROTECTION	1	NOT ILLUSTRATED
5	55321-90L00	.ZINC, PROTECTION	2	NOT ILLUSTRATED
6	59178-97J00	.GASKET, DRAIN, PLUG	2	NOT ILLUSTRATED
7	09204-02004	.PIN	1	NOT ILLUSTRATED
8	09482-00534	.SPARK PLUG (B6HS-10)	2	NOT ILLUSTRATED

FIG.10AD

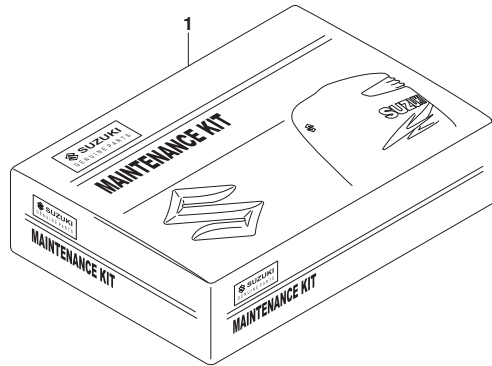


FIG.10AD (1-B-5) MAINTENANCE KIT (DT9.9AK P36)

REF NO.	PART NO.	DESCRIPTION	Q'TY	REMARKS
1	17400-90840	MAINTENANCE KIT	1	
2	17400-90L01	.KIT, WATER PUMP REPAIR	1	NOT ILLUSTRATED
3	17685-91D00	.GASKET, THERMOSTAT COVER	1	NOT ILLUSTRATED
4	55321-87J00	.ANODE, PROTECTION	1	NOT ILLUSTRATED
5	55321-90L00	.ZINC, PROTECTION	2	NOT ILLUSTRATED
6	59178-97J00	.GASKET, DRAIN, PLUG	2	NOT ILLUSTRATED
7	09204-02004	.PIN	1	NOT ILLUSTRATED
8	09482-00534	.SPARK PLUG (B6HS-10)	2	NOT ILLUSTRATED

FIG.10AE

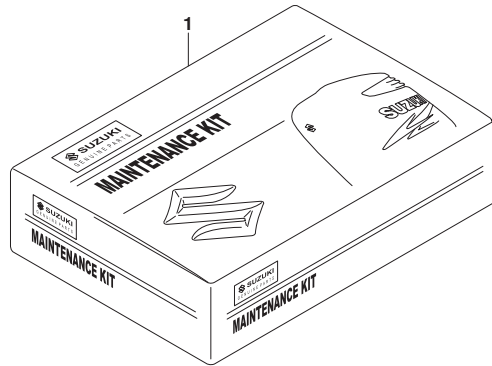


FIG.10AE (1-B-6) MAINTENANCE KIT (DT15A P40)

REF NO.	PART NO.	DESCRIPTION	Q'TY	REMARKS
1	17400-90830	MAINTENANCE KIT	1	
2	17400-90L01	.KIT, WATER PUMP REPAIR	1	NOT ILLUSTRATED
3	17685-91D00	.GASKET, THERMOSTAT COVER	1	NOT ILLUSTRATED
4	55321-87J00	.ANODE, PROTECTION	1	NOT ILLUSTRATED
5	55321-90L00	.ZINC, PROTECTION	2	NOT ILLUSTRATED
6	59178-97J00	.GASKET, DRAIN, PLUG	2	NOT ILLUSTRATED
7	09204-02004	.PIN	1	NOT ILLUSTRATED
8	09482-00533	.SPARK PLUG (BR7HS-10)	2	NOT ILLUSTRATED

FIG.10AF

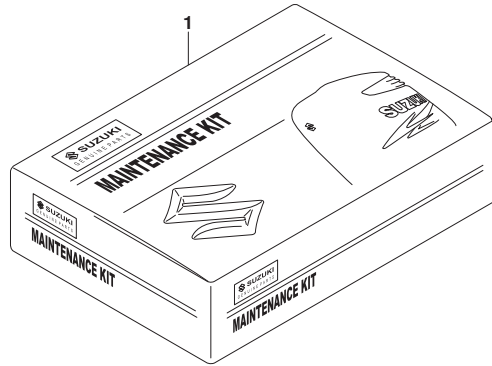


FIG.10AF (1-B-7) MAINTENANCE KIT (DT15A P36)

REF NO.	PART NO.	DESCRIPTION	Q'TY	REMARKS
1	17400-90830	MAINTENANCE KIT	1	
2	17400-90L01	.KIT, WATER PUMP REPAIR	1	NOT ILLUSTRATED
3	17685-91D00	.GASKET, THERMOSTAT COVER	1	NOT ILLUSTRATED
4	55321-87J00	.ANODE, PROTECTION	1	NOT ILLUSTRATED
5	55321-90L00	.ZINC, PROTECTION	2	NOT ILLUSTRATED
6	59178-97J00	.GASKET, DRAIN, PLUG	2	NOT ILLUSTRATED
7	09204-02004	.PIN	1	NOT ILLUSTRATED
8	09482-00533	.SPARK PLUG (BR7HS-10)	2	NOT ILLUSTRATED

FIG.10AG

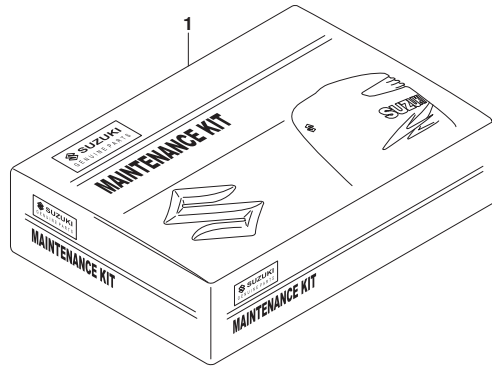


FIG.10AG (1-B-8) MAINTENANCE KIT (DT15AK P36)

REF NO.	PART NO.	DESCRIPTION	Q'TY	REMARKS
1	17400-90840	MAINTENANCE KIT	1	
2	17400-90L01	.KIT, WATER PUMP REPAIR	1	NOT ILLUSTRATED
3	17685-91D00	.GASKET, THERMOSTAT COVER	1	NOT ILLUSTRATED
4	55321-87J00	.ANODE, PROTECTION	1	NOT ILLUSTRATED
5	55321-90L00	.ZINC, PROTECTION	2	NOT ILLUSTRATED
6	59178-97J00	.GASKET, DRAIN, PLUG	2	NOT ILLUSTRATED
7	09204-02004	.PIN	1	NOT ILLUSTRATED
8	09482-00534	.SPARK PLUG (B6HS-10)	2	NOT ILLUSTRATED

FIG.112A

FIG.112A (1-B-9) CYLINDER (DT9.9A P40)

REF NO.	PART NO.	DESCRIPTION	Q'TY	REMARKS
1	11110-90L40	CYLINDER HEAD	1	
2	11141-93960	GASKET, CYLINDER HEAD	1	
3	01580-08407	BOLT	10	
4	11300-90L30	CYLINDER ASSY	1	
5	04211-09109	.KNOCK PIN	2	
6	01560-06657	.BOLT	2	
7	01560-06457	.BOLT	2	
8	01560-08457	.BOLT	6	
9	14151-90L00	GASKET, EXHAUST COVER	2	
10	14131-90L10	PLATE, EXHAUST COVER	1	
11	14141-90L10	COVER, EXHAUST	1	
12	01550-06307	BOLT	9	
13	17681-90L10	COVER, THERMOSTAT	1	
14	17685-91D00	GASKET, THERMOSTAT COVER	1	
15	01550-06357	BOLT	3	
16	17670-93962	THERMOSTAT (50sC)	1	

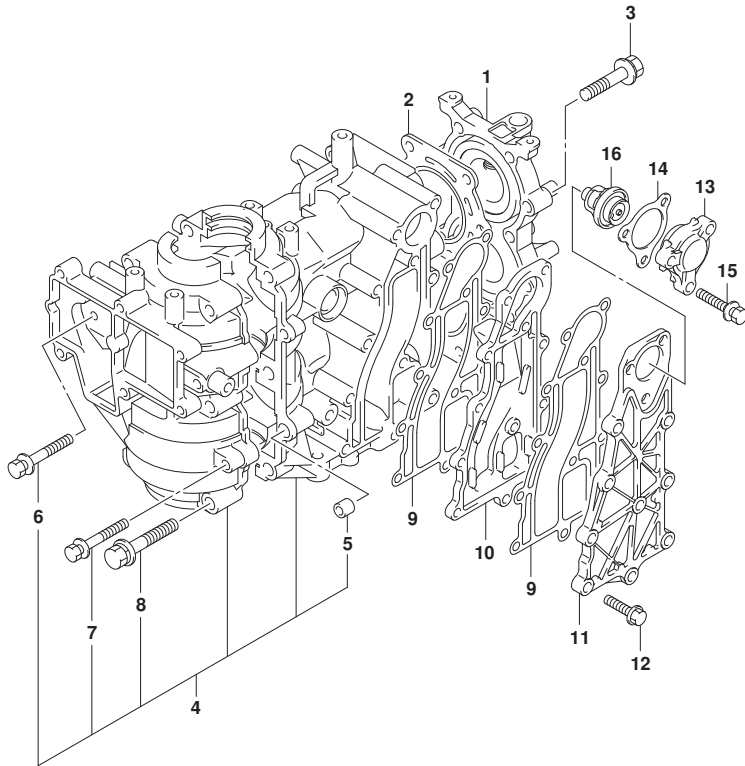


FIG.112B

FIG.112B (1-B-10) CYLINDER (DT9.9A P36)

REF NO.	PART NO.	DESCRIPTION	Q'TY	REMARKS
1	11110-90L40	CYLINDER HEAD	1	
2	11141-93960	GASKET, CYLINDER HEAD	1	
3	01580-08407	BOLT	10	
4	11300-90L30	CYLINDER ASSY	1	
5	04211-09109	.KNOCK PIN	2	
6	01560-06657	.BOLT	2	
7	01560-06457	.BOLT	2	
8	01560-08457	.BOLT	6	
9	14151-90L00	GASKET, EXHAUST COVER	2	
10	14131-90L10	PLATE, EXHAUST COVER	1	
11	14141-90L10	COVER, EXHAUST	1	
12	01550-06307	BOLT	9	
13	17681-90L10	COVER, THERMOSTAT	1	
14	17685-91D00	GASKET, THERMOSTAT COVER	1	
15	01550-06357	BOLT	3	
16	17670-93962	THERMOSTAT (50sC)	1	

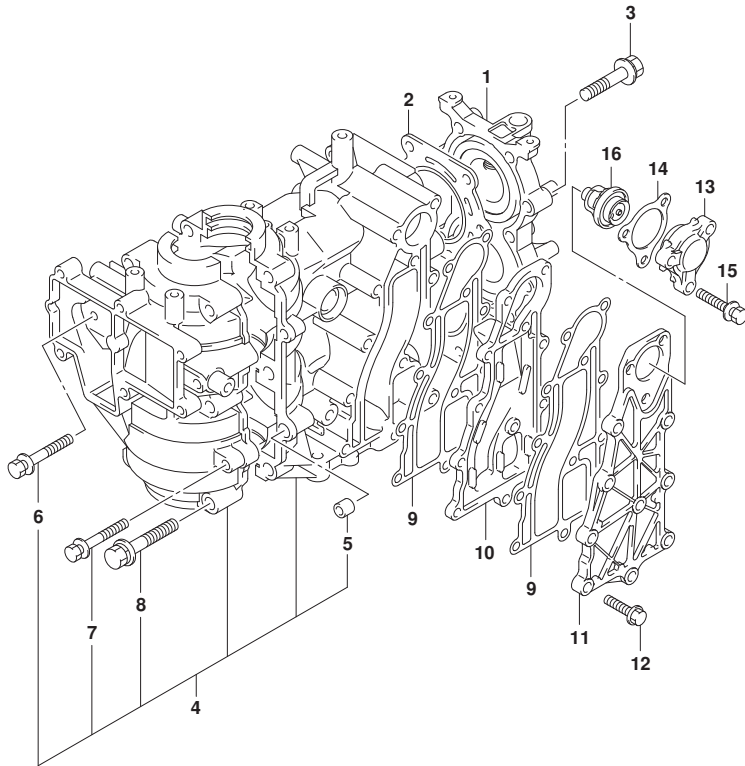


FIG.112C

FIG.112C (1-B-11) CYLINDER (DT9.9AK P40)

REF NO.	PART NO.	DESCRIPTION	Q'TY	REMARKS
1	11110-90L50	CYLINDER HEAD	1	
2	11141-93960	GASKET, CYLINDER HEAD	1	
3	01580-08407	BOLT	10	
4	11300-90L30	CYLINDER ASSY	1	
5	04211-09109	.KNOCK PIN	2	
6	01560-06657	.BOLT	2	
7	01560-06457	.BOLT	2	
8	01560-08457	.BOLT	6	
9	14151-90L00	GASKET, EXHAUST COVER	2	
10	14131-90L10	PLATE, EXHAUST COVER	1	
11	14141-90L10	COVER, EXHAUST	1	
12	01550-06307	BOLT	9	
13	17681-90L10	COVER, THERMOSTAT	1	
14	17685-91D00	GASKET, THERMOSTAT COVER	1	
15	01550-06357	BOLT	3	
16	17670-93953	THERMOSTAT (60sC)	1	

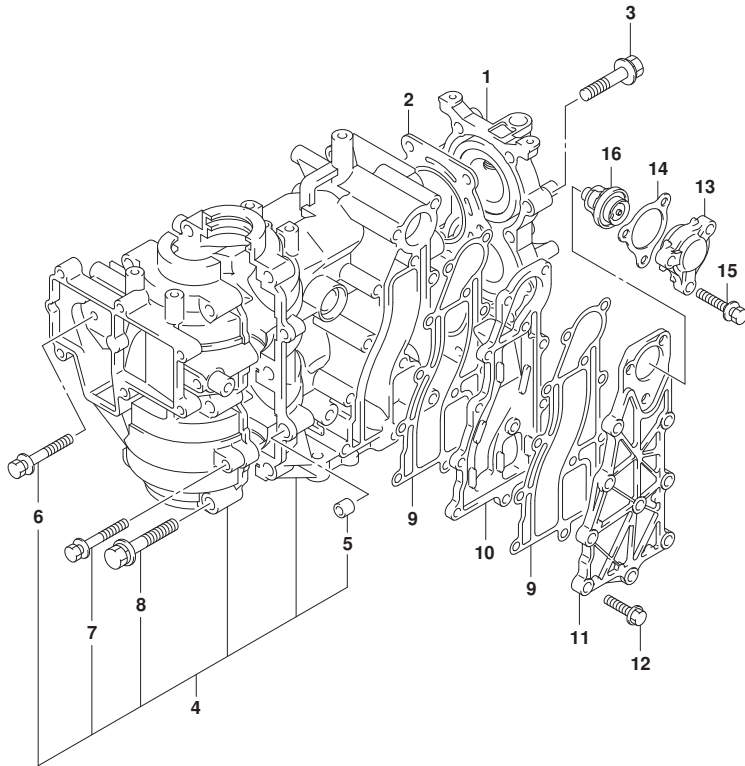


FIG.112D

FIG.112D (1-B-12) CYLINDER (DT9.9AK P36)

REF NO.	PART NO.	DESCRIPTION	Q'TY	REMARKS
1	11110-90L50	CYLINDER HEAD	1	
2	11141-93960	GASKET, CYLINDER HEAD	1	
3	01580-08407	BOLT	10	
4	11300-90L30	CYLINDER ASSY	1	
5	04211-09109	.KNOCK PIN	2	
6	01560-06657	.BOLT	2	
7	01560-06457	.BOLT	2	
8	01560-08457	.BOLT	6	
9	14151-90L00	GASKET, EXHAUST COVER	2	
10	14131-90L10	PLATE, EXHAUST COVER	1	
11	14141-90L10	COVER, EXHAUST	1	
12	01550-06307	BOLT	9	
13	17681-90L10	COVER, THERMOSTAT	1	
14	17685-91D00	GASKET, THERMOSTAT COVER	1	
15	01550-06357	BOLT	3	
16	17670-93953	THERMOSTAT (60sC)	1	

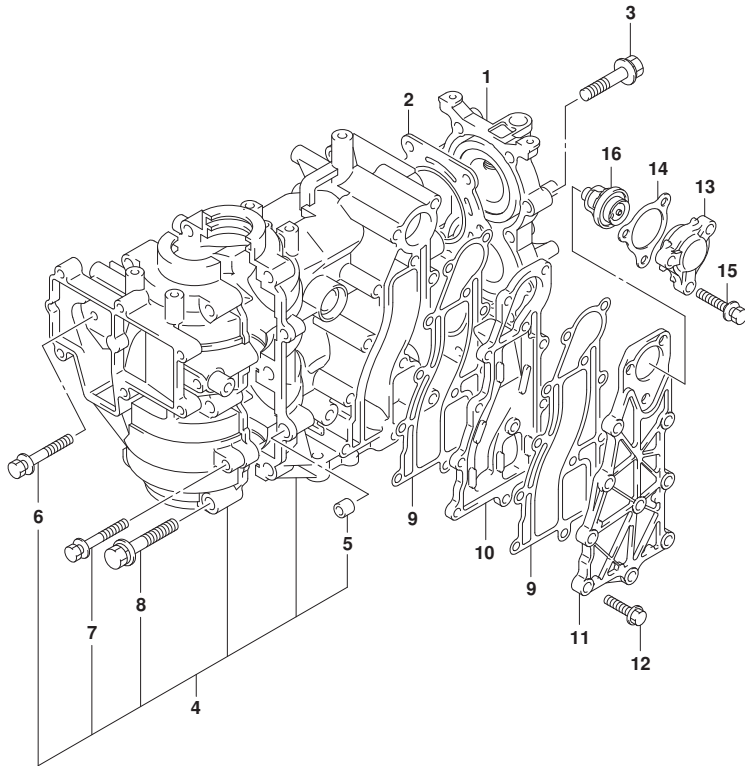


FIG.112E

FIG.112E (1-B-13) CYLINDER (DT15A P40)

REF NO.	PART NO.	DESCRIPTION	Q'TY	REMARKS
1	11110-90L40	CYLINDER HEAD	1	
2	11141-93960	GASKET, CYLINDER HEAD	1	
3	01580-08407	BOLT	10	
4	11300-90L30	CYLINDER ASSY	1	
5	04211-09109	.KNOCK PIN	2	
6	01560-06657	.BOLT	2	
7	01560-06457	.BOLT	2	
8	01560-08457	.BOLT	6	
9	14151-90L00	GASKET, EXHAUST COVER	2	
10	14131-90L10	PLATE, EXHAUST COVER	1	
11	14141-90L10	COVER, EXHAUST	1	
12	01550-06307	BOLT	9	
13	17681-90L10	COVER, THERMOSTAT	1	
14	17685-91D00	GASKET, THERMOSTAT COVER	1	
15	01550-06357	BOLT	3	
16	17670-93962	THERMOSTAT (50sC)	1	

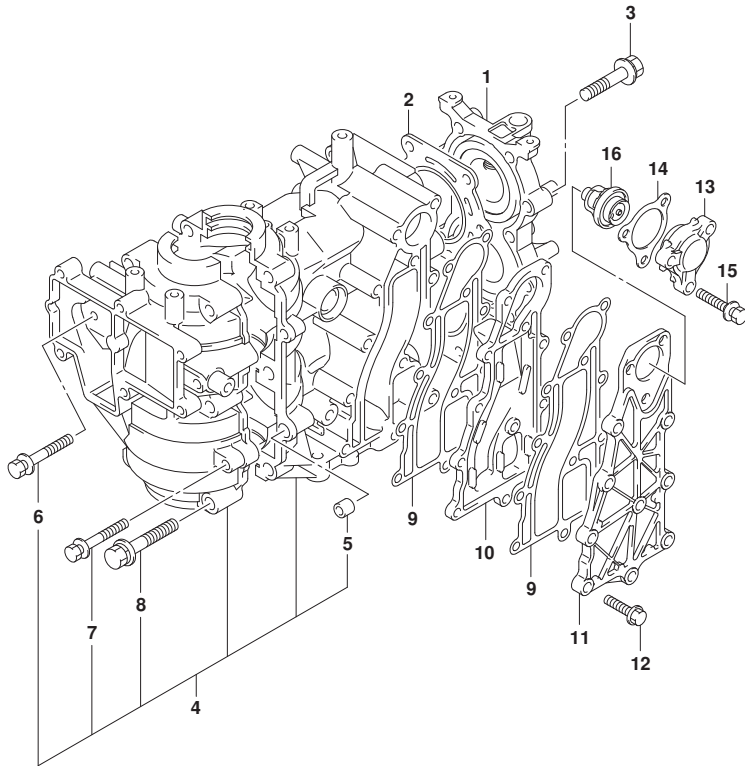


FIG.112F

FIG.112F (1-B-14) CYLINDER (DT15A P36)

REF NO.	PART NO.	DESCRIPTION	Q'TY	REMARKS
1	11110-90L40	CYLINDER HEAD	1	
2	11141-93960	GASKET, CYLINDER HEAD	1	
3	01580-08407	BOLT	10	
4	11300-90L30	CYLINDER ASSY	1	
5	04211-09109	.KNOCK PIN	2	
6	01560-06657	.BOLT	2	
7	01560-06457	.BOLT	2	
8	01560-08457	.BOLT	6	
9	14151-90L00	GASKET, EXHAUST COVER	2	
10	14131-90L10	PLATE, EXHAUST COVER	1	
11	14141-90L10	COVER, EXHAUST	1	
12	01550-06307	BOLT	9	
13	17681-90L10	COVER, THERMOSTAT	1	
14	17685-91D00	GASKET, THERMOSTAT COVER	1	
15	01550-06357	BOLT	3	
16	17670-93962	THERMOSTAT (50sC)	1	

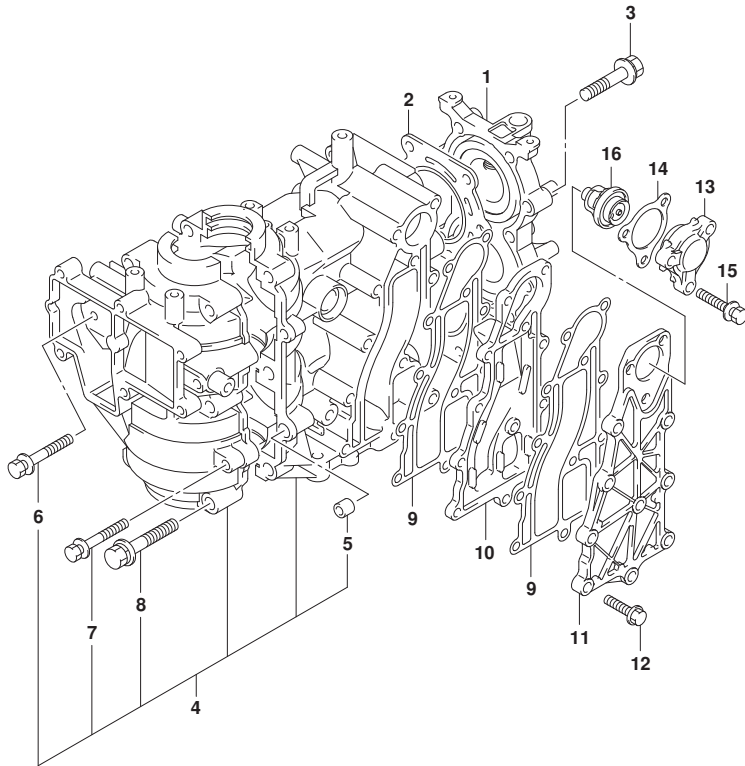


FIG.112G

FIG.112G (1-B-15) CYLINDER (DT15AK P36)

REF NO.	PART NO.	DESCRIPTION	Q'TY	REMARKS
1	11110-90L50	CYLINDER HEAD	1	
2	11141-93960	GASKET, CYLINDER HEAD	1	
3	01580-08407	BOLT	10	
4	11300-90L30	CYLINDER ASSY	1	
5	04211-09109	.KNOCK PIN	2	
6	01560-06657	.BOLT	2	
7	01560-06457	.BOLT	2	
8	01560-08457	.BOLT	6	
9	14151-90L00	GASKET, EXHAUST COVER	2	
10	14131-90L10	PLATE, EXHAUST COVER	1	
11	14141-90L10	COVER, EXHAUST	1	
12	01550-06307	BOLT	9	
13	17681-90L10	COVER, THERMOSTAT	1	
14	17685-91D00	GASKET, THERMOSTAT COVER	1	
15	01550-06357	BOLT	3	
16	17670-94402	THERMOSTAT (60sC)	1	

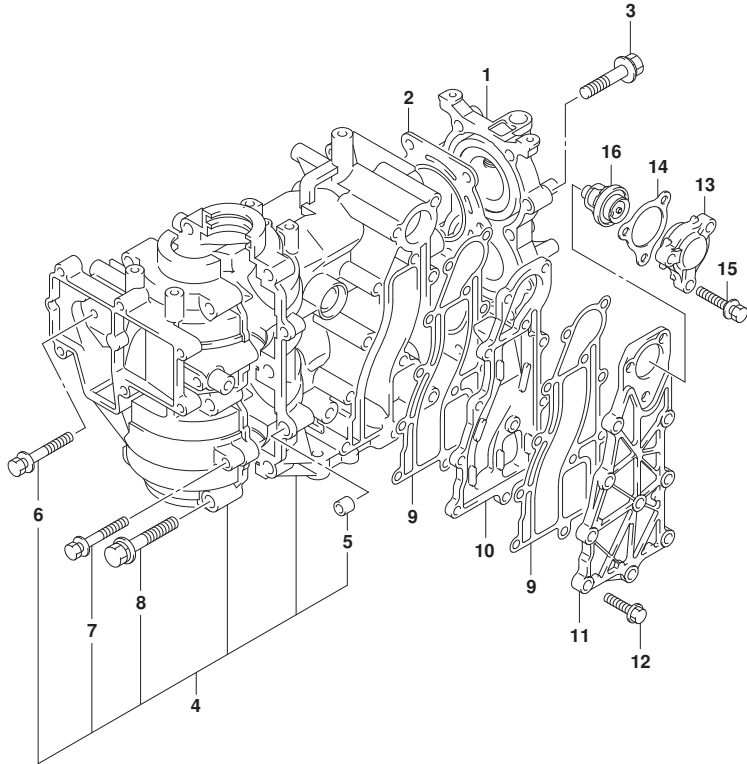


FIG.116A

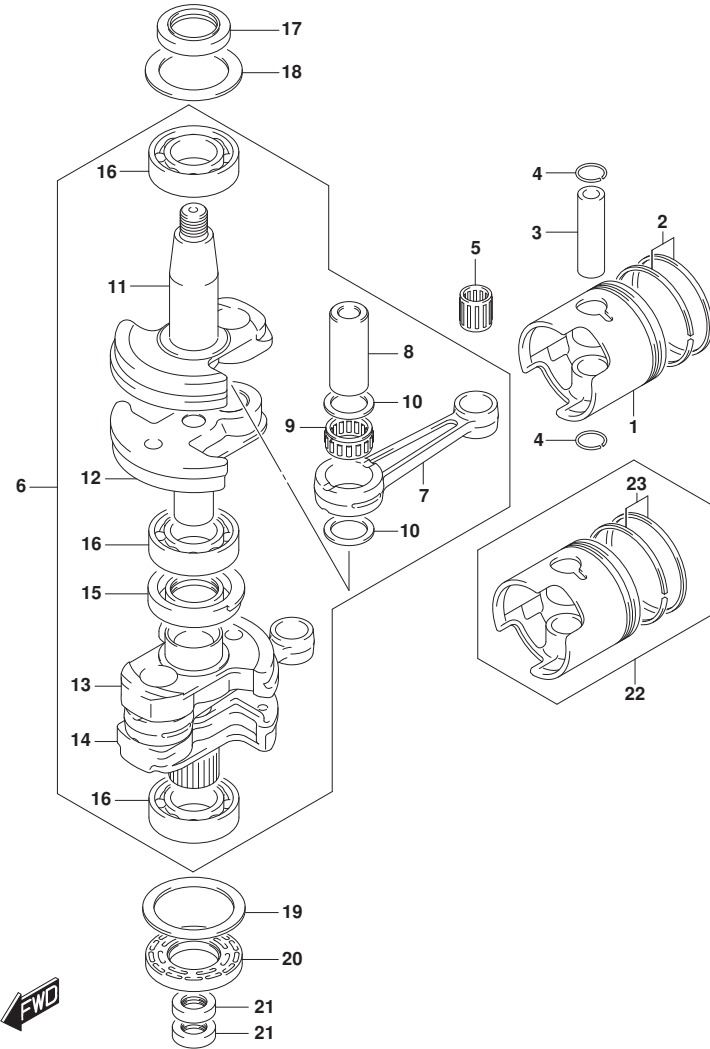


FIG.116A (1-C-2) CRANKSHAFT

REF NO.	PART NO.	DESCRIPTION	Q'TY	REMARKS
1	12110-90L00-0B0	PISTON	2	
2	12140-90L00	RING SET, PISTON	2	
3	12151-93100	PIN, PISTON	2	
4	09381-14001	SNAP RING	4	
5	09263-14022	BEARING (14X18X19.8)	2	
6	12200-95L01	CRANKSHAFT ASSY	1	
7	12161-90L00	.ROD, CONNECTING	2	
8	12211-93900	.PIN, CRANK	2	
9	09263-20L03	.BEARING (20X27X16)	2	
10	09160-20052	.WASHER (20X34X1)	4	
11	12221-95L00	.CRANKSHAFT, UPPER	1	
12	12231-95L01	.WHEEL, MIDDLE UPPER	1	
13	12232-95L00	.WHEEL, MIDDLE UNDER	1	
14	12240-95L00	.CRANKSHAFT, UNDER	1	
15	09289-30L01	.OIL SEAL (30X56.5X10)	1	
16	09262-25L09	.BEARING (25X52X15)	3	
17	09283-25035	OIL SEAL (25X40X7)	1	
18	09160-36003	WASHER (36X52X1)	1	
19	09160-46004	WASHER (44X57X2)	1	
20	09283-25075	OIL SEAL (25X52X7)	1	
21	09282-12L04	OIL SEAL (12X25X7)	2	
22	12100-90L00-050	PISTON/RING SET (OS:0.50)	2	OPT
23	12140-93140-050	.RING SET, PISTON (OS:0.50)	2	OPT

FIG.125A

FIG.125A (1-C-3) INLET CASE (DT9.9A P40)

REF NO.	PART NO.	DESCRIPTION	Q'TY	REMARKS
1	13150-95L00	REED VALVE ASSY	1	
2	13153-90L00	.REED VALVE	2	
3	13152-95L00	.STOPPER, REED VALVE	2	
4	02112-3306A	.SCREW	6	
5	12481-90L00	CASE, INLET	1	
6	01550-06357	BOLT	4	
7	13811-93950	CASE, SILENCER	1	
8	13812-93900	COVER, SILENCER	1	
9	03542-05169	SCREW	3	
10	13125-91D00	GASKET, CARBURETOR	1	
11	12485-93900	PIECE, INLET CASE	1	
12	13633-93900	LEVER, CHOKE	1	
13	09148-06008	NUT	1	
14	01550-06907	BOLT	2	
15	09160-06066	WASHER (6.5X20X1.6)	2	
16	01421-06307	STUD BOLT	2	
17	08316-10067	NUT	2	

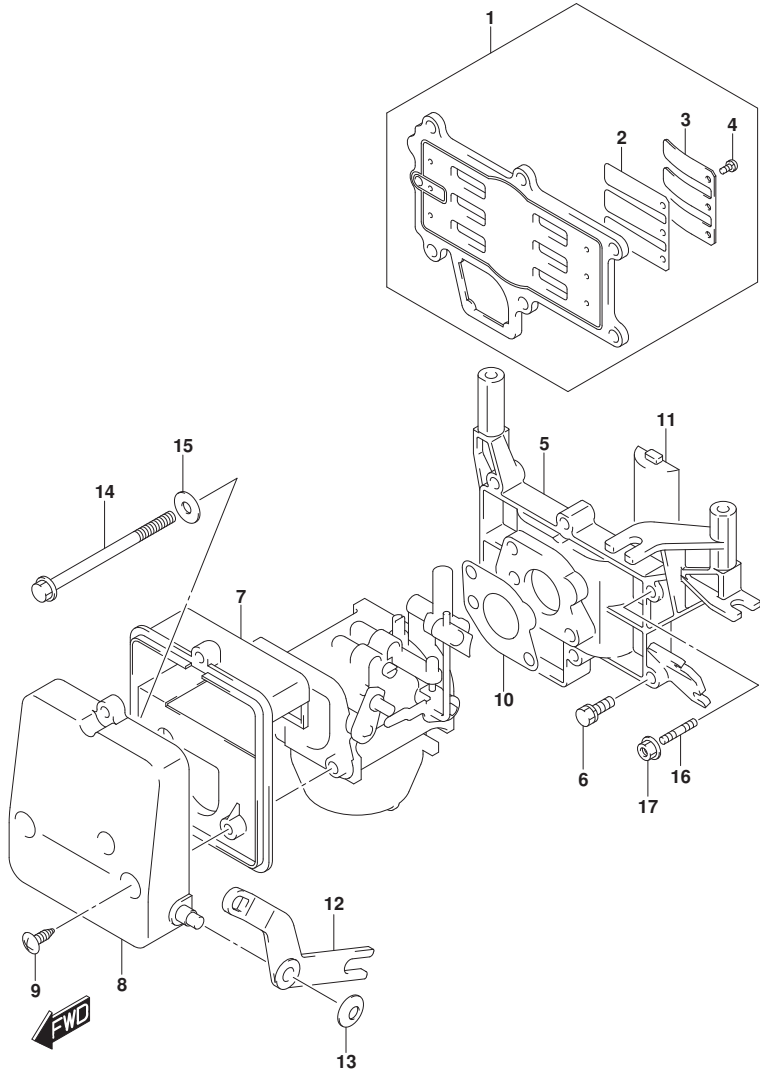


FIG.125B

FIG.125B (1-C-4) INLET CASE (DT9.9A P36)

REF NO.	PART NO.	DESCRIPTION	Q'TY	REMARKS
1	13150-95L00	REED VALVE ASSY	1	
2	13153-90L00	.REED VALVE	2	
3	13152-95L00	.STOPPER, REED VALVE	2	
4	02112-3306A	.SCREW	6	
5	12481-90L00	CASE, INLET	1	
6	01550-06357	BOLT	4	
7	13811-93950	CASE, SILENCER	1	
8	13812-93900	COVER, SILENCER	1	
9	03542-05169	SCREW	3	
10	13125-91D00	GASKET, CARBURETOR	1	
11	12485-93900	PIECE, INLET CASE	1	
12	13633-93900	LEVER, CHOKE	1	
13	09148-06008	NUT	1	
14	01550-06907	BOLT	2	
15	09160-06066	WASHER (6.5X20X1.6)	2	
16	01421-06307	STUD BOLT	2	
17	08316-10067	NUT	2	

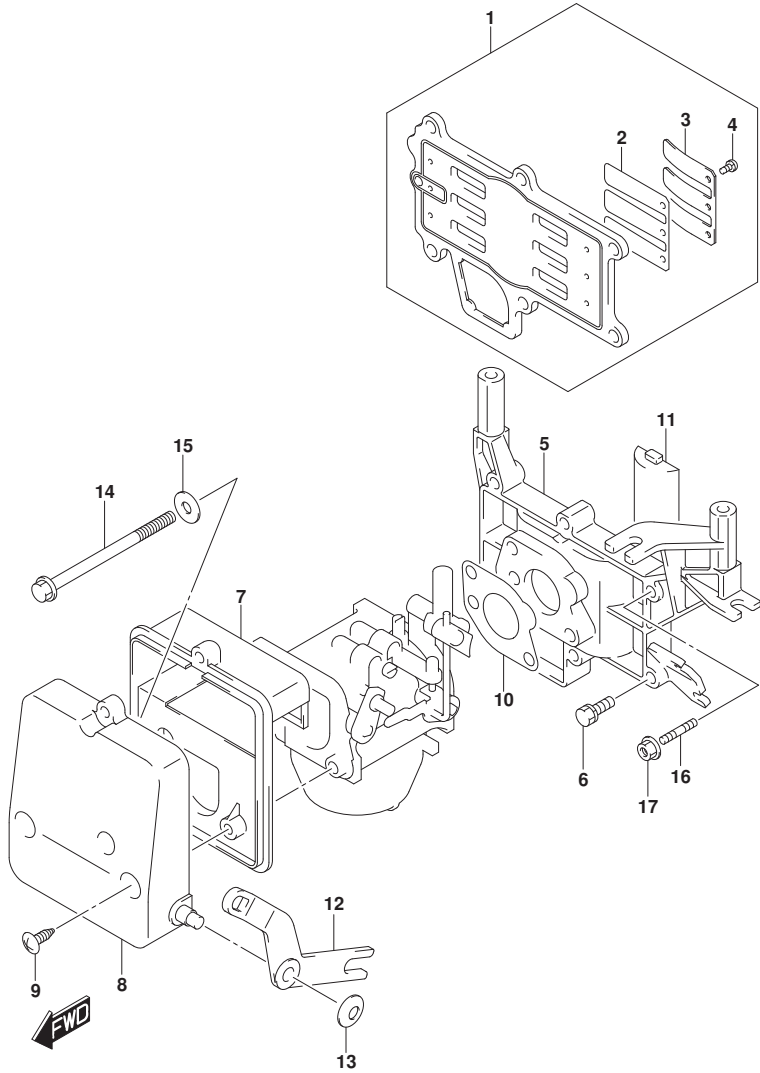


FIG.125C

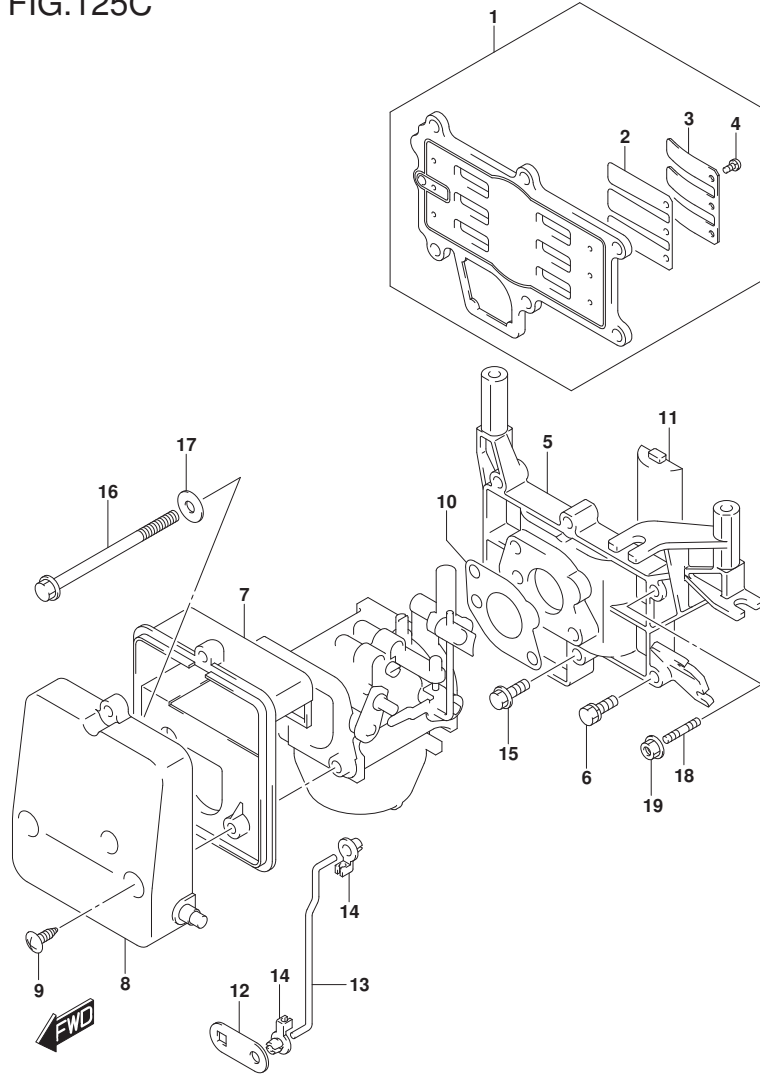


FIG.125C (1-C-5) INLET CASE (DT9.9AK P40)

REF NO.	PART NO.	DESCRIPTION	Q'TY	REMARKS
1	13150-90L20	REED VALVE ASSY	1	
2	13153-90L00	.REED VALVE	2	
3	13152-90L20	.STOPPER, REED VALVE	2	
4	02112-3306A	.SCREW	6	
5	12481-90L00	CASE, INLET	1	
6	01550-06357	BOLT	4	
7	13811-93950	CASE, SILENCER	1	
8	13812-93900	COVER, SILENCER	1	
9	03542-05169	SCREW	3	
10	13125-91D00	GASKET, CARBURETOR	1	
11	12485-93900	PIECE, INLET CASE	1	
12	13633-93950	LEVER, CHOKE	1	
13	13634-93952	ROD, CHOKE LEVER	1	
14	13635-93950	CONNECTOR, CHOKE	2	
15	01550-05127	BOLT	1	
16	01550-06907	BOLT	2	
17	09160-06066	WASHER (6.5X20X1.6)	2	
18	01421-06307	STUD BOLT	2	
19	08316-10067	NUT	2	

FIG.125D

FIG.125D (1-C-6) INLET CASE (DT9.9AK P36)

REF NO.	PART NO.	DESCRIPTION	Q'TY	REMARKS
1	13150-90L20	REED VALVE ASSY	1	
2	13153-90L00	.REED VALVE	2	
3	13152-90L20	.STOPPER, REED VALVE	2	
4	02112-3306A	.SCREW	6	
5	12481-90L00	CASE, INLET	1	
6	01550-06357	BOLT	4	
7	13811-93950	CASE, SILENCER	1	
8	13812-93900	COVER, SILENCER	1	
9	03542-05169	SCREW	3	
10	13125-91D00	GASKET, CARBURETOR	1	
11	12485-93900	PIECE, INLET CASE	1	
12	13633-93950	LEVER, CHOKE	1	
13	13634-93952	ROD, CHOKE LEVER	1	
14	13635-93950	CONNECTOR, CHOKE	2	
15	01550-05127	BOLT	1	
16	01550-06907	BOLT	2	
17	09160-06066	WASHER (6.5X20X1.6)	2	
18	01421-06307	STUD BOLT	2	
19	08316-10067	NUT	2	

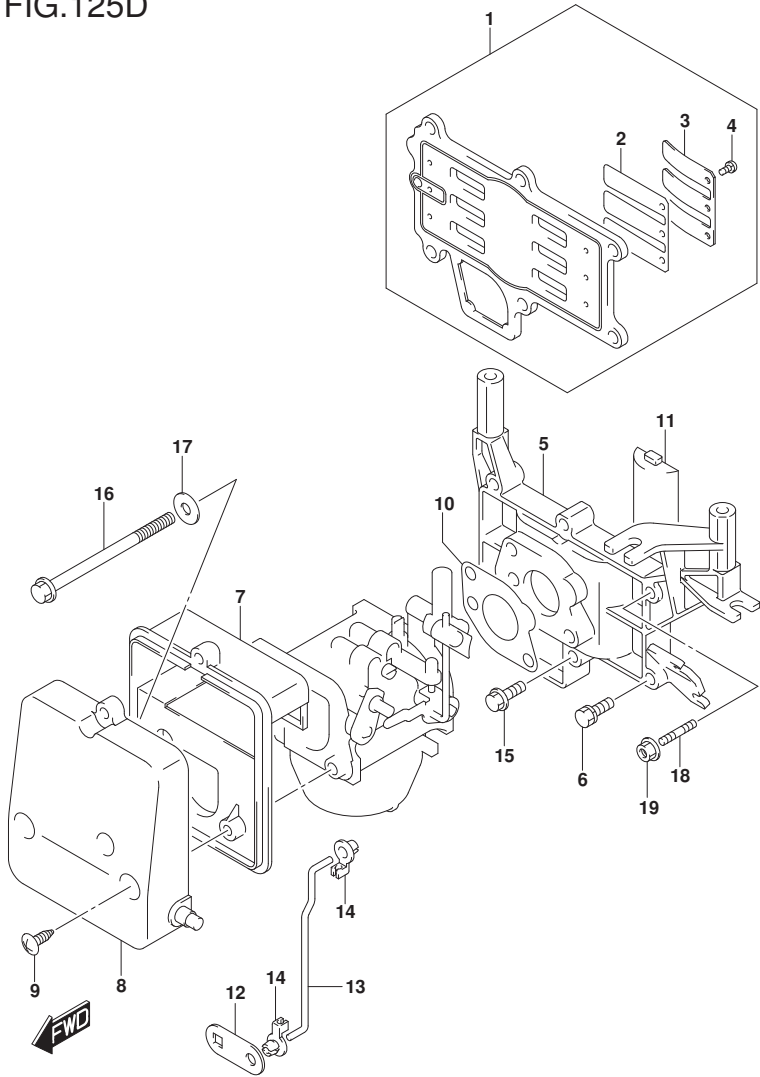


FIG.125E

FIG.125E (1-C-7) INLET CASE (DT15A P40)

REF NO.	PART NO.	DESCRIPTION	Q'TY	REMARKS
1	13150-90L00	REED VALVE ASSY	1	
2	13153-90L00	.REED VALVE	2	
3	13152-90L00	.STOPPER, REED VALVE	2	
4	02112-3306A	.SCREW	6	
5	12481-90L00	CASE, INLET	1	
6	01550-06357	BOLT	4	
7	13811-93950	CASE, SILENCER	1	
8	13812-93900	COVER, SILENCER	1	
9	03542-05169	SCREW	3	
10	13125-91D00	GASKET, CARBURETOR	1	
11	12485-93900	PIECE, INLET CASE	1	
12	13633-93900	LEVER, CHOKE	1	
13	09148-06008	NUT	1	
14	01550-06907	BOLT	2	
15	09160-06066	WASHER (6.5X20X1.6)	2	
16	01421-06307	STUD BOLT	2	
17	08316-10067	NUT	2	

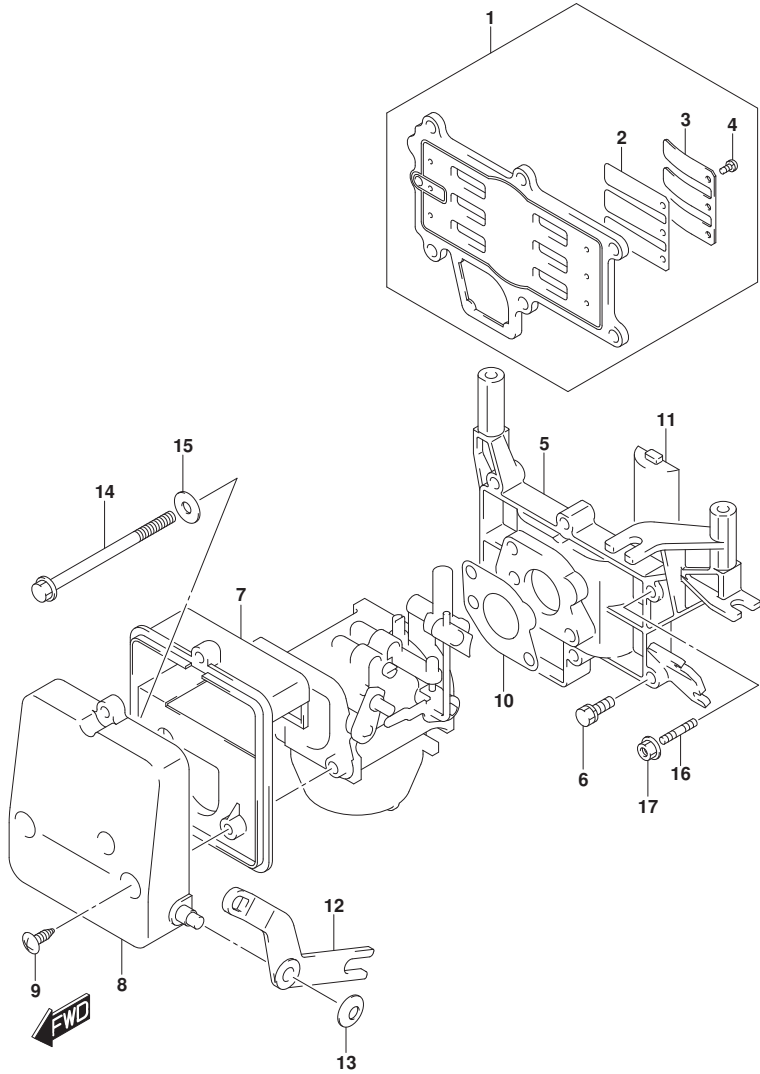


FIG.125F

FIG.125F (1-C-8) INLET CASE (DT15A P36)

REF NO.	PART NO.	DESCRIPTION	Q'TY	REMARKS
1	13150-90L00	REED VALVE ASSY	1	
2	13153-90L00	.REED VALVE	2	
3	13152-90L00	.STOPPER, REED VALVE	2	
4	02112-3306A	.SCREW	6	
5	12481-90L00	CASE, INLET	1	
6	01550-06357	BOLT	4	
7	13811-93950	CASE, SILENCER	1	
8	13812-93900	COVER, SILENCER	1	
9	03542-05169	SCREW	3	
10	13125-91D00	GASKET, CARBURETOR	1	
11	12485-93900	PIECE, INLET CASE	1	
12	13633-93900	LEVER, CHOKE	1	
13	09148-06008	NUT	1	
14	01550-06907	BOLT	2	
15	09160-06066	WASHER (6.5X20X1.6)	2	
16	01421-06307	STUD BOLT	2	
17	08316-10067	NUT	2	

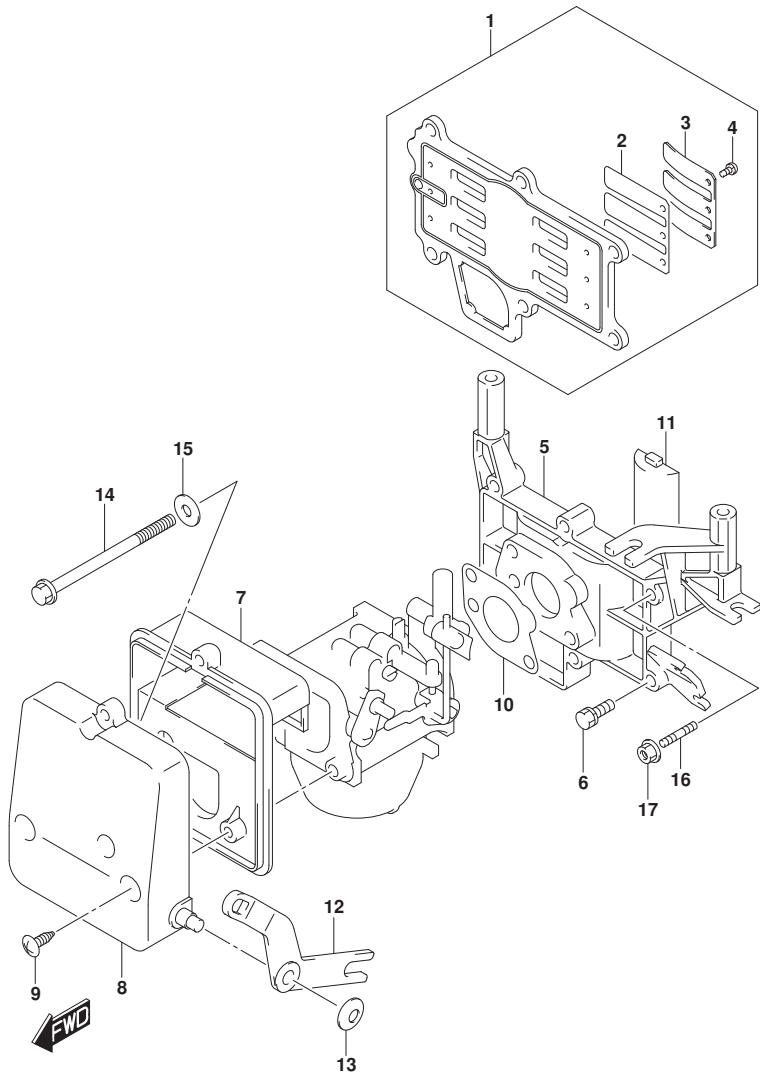


FIG.125G

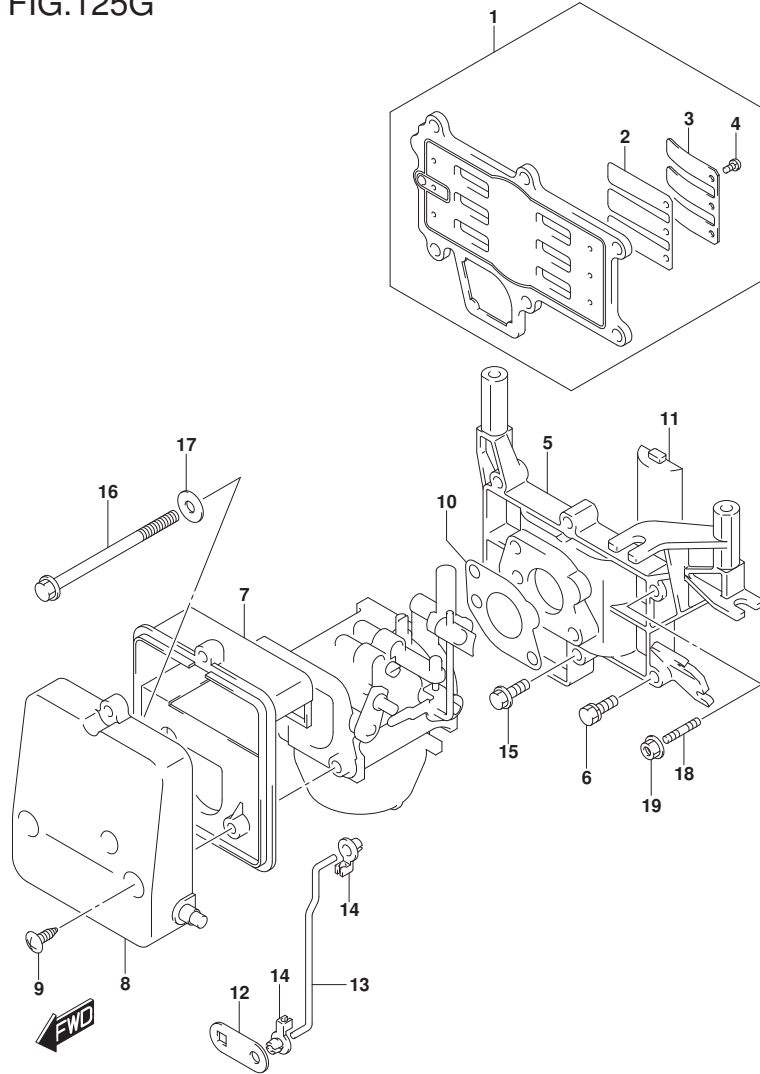


FIG.125G (1-C-9) INLET CASE (DT15AK P36)

REF NO.	PART NO.	DESCRIPTION	Q'TY	REMARKS
1	13150-90L00	REED VALVE ASSY	1	
2	13153-90L00	.REED VALVE	2	
3	13152-90L00	.STOPPER, REED VALVE	2	
4	02112-3306A	.SCREW	6	
5	12481-90L00	CASE, INLET	1	
6	01550-06357	BOLT	4	
7	13811-93950	CASE, SILENCER	1	
8	13812-93900	COVER, SILENCER	1	
9	03542-05169	SCREW	3	
10	13125-91D00	GASKET, CARBURETOR	1	
11	12485-93900	PIECE, INLET CASE	1	
12	13633-93950	LEVER, CHOKE	1	
13	13634-93952	ROD, CHOKE LEVER	1	
14	13635-93950	CONNECTOR, CHOKE	2	
15	01550-05127	BOLT	1	
16	01550-06907	BOLT	2	
17	09160-06066	WASHER (6.5X20X1.6)	2	
18	01421-06307	STUD BOLT	2	
19	08316-10067	NUT	2	

FIG.128A

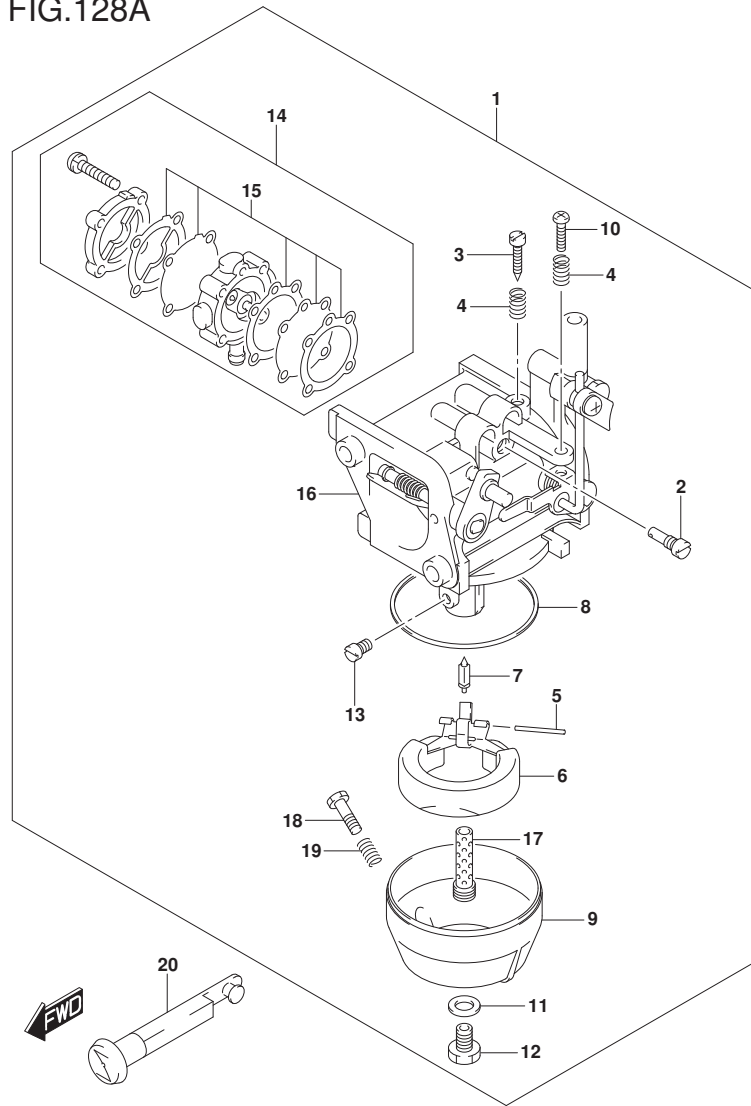


FIG.128A (1-C-10) CARBURETOR (DT9.9A P40)

REF NO.	PART NO.	DESCRIPTION	Q'TY	REMARKS
1	13200-91D21	CARBURETOR ASSY	1	
2	09492-57003	.JET,PILOT (57.5)	1	
3	13661-93900	.SCREW, PILOT	1	
4	13268-96111	.SPRING, THROTTLE	2	
5	13254-98100	.PIN, FLOAT	1	
6	13250-98110	.FLOAT	1	
7	13371-98100	.NEEDLE ASSY	1	
8	13251-98100	.GASKET, FLOAT CHAMBER	1	
9	13245-98110	.CHAMBER, FLOAT	1	
10	13267-93900	.SCREW, THROTTLE STOP	1	
11	13343-98100	.GASKET	1	
12	13613-98100	.BOLT	1	
13	09491-25014	.JET, MAIN (125)	1	
14	15100-93911	.PUMP ASSY, SET	1	
15	15170-93911	..DIAPHRAGM SET	1	
16	13521-93910	.RING	1	
17	13235-91D00	.NOZZLE, MAIN	1	
18	13616-93900	.ADJUSTER	1	
19	13268-96111	.SPRING	1	
20	13631-93910	KNOB, CHOKE LEVER	1	

FIG.128B

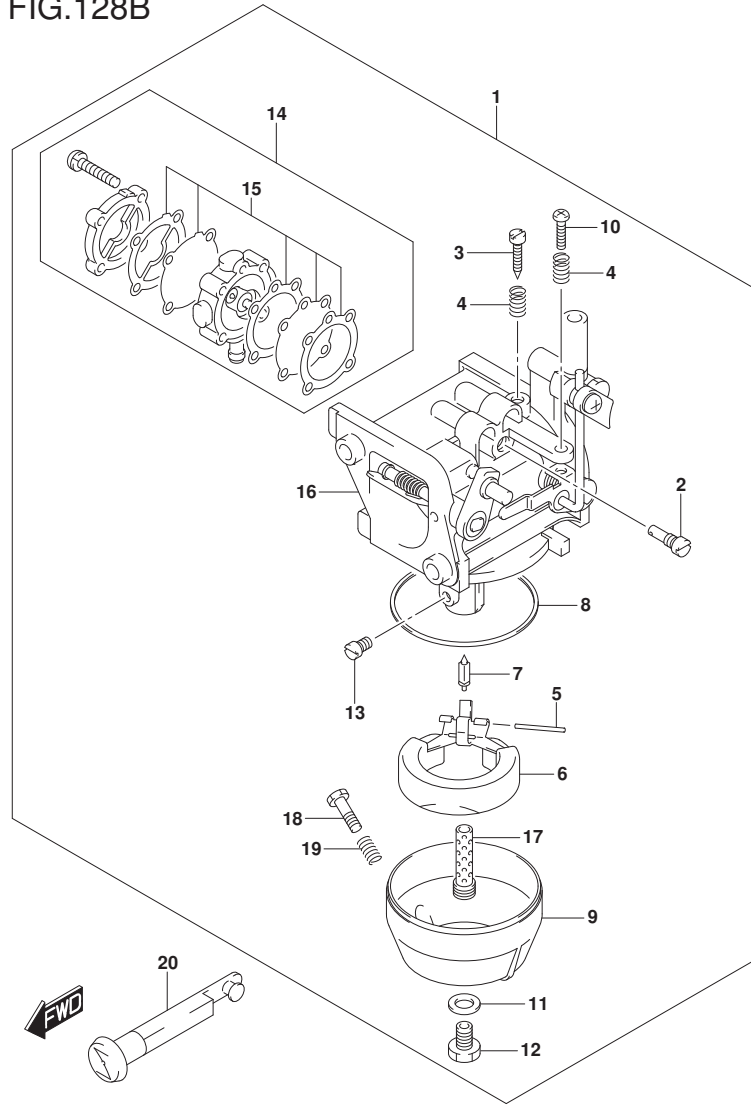


FIG.128B (1-C-11) CARBURETOR (DT9.9A P36)

REF NO.	PART NO.	DESCRIPTION	Q'TY	REMARKS
1	13200-91D21	CARBURETOR ASSY	1	
2	09492-57003	.JET,PILOT (57.5)	1	
3	13661-93900	.SCREW, PILOT	1	
4	13268-96111	.SPRING, THROTTLE	2	
5	13254-98100	.PIN, FLOAT	1	
6	13250-98110	.FLOAT	1	
7	13371-98100	.NEEDLE ASSY	1	
8	13251-98100	.GASKET, FLOAT CHAMBER	1	
9	13245-98110	.CHAMBER, FLOAT	1	
10	13267-93900	.SCREW, THROTTLE STOP	1	
11	13343-98100	.GASKET	1	
12	13613-98100	.BOLT	1	
13	09491-25014	.JET, MAIN (125)	1	
14	15100-93911	.PUMP ASSY, SET	1	
15	15170-93911	.DIAPHRAGM SET	1	
16	13521-93910	.RING	1	
17	13235-91D00	.NOZZLE, MAIN	1	
18	13616-93900	.ADJUSTER	1	
19	13268-96111	.SPRING	1	
20	13631-93910	KNOB, CHOKE LEVER	1	

FIG.128C

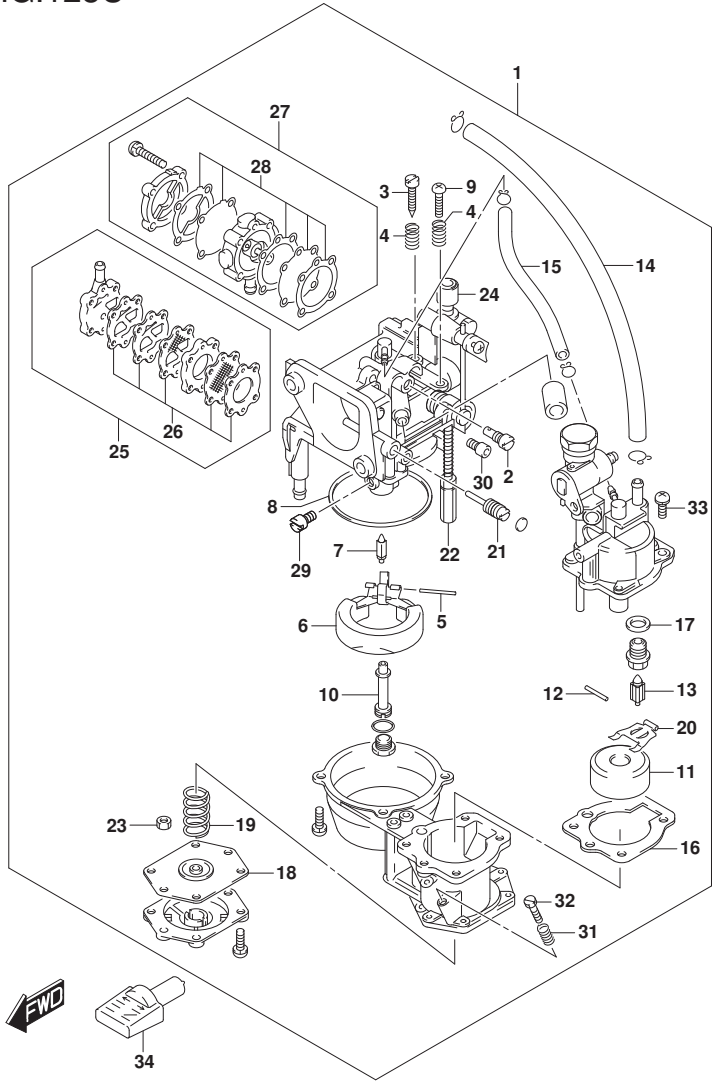


FIG.128C (1-C-12) CARBURETOR (DT9.9AK P40)

REF NO.	PART NO.	DESCRIPTION	Q'TY	REMARKS
1	13200-939H1	CARBURETOR ASSY	1	
2	09492-55009	.JET,PILOT (55)	1	
3	13661-93900	.SCREW, PILOT	1	
4	13268-96111	.SPRING, THROTTLE	2	
5	13254-98100	.PIN, FLOAT	1	
6	13250-98110	.FLOAT	1	
7	13371-98100	.NEEDLE	1	
8	13251-98100	.GASKET, FLOAT CHAMBER	1	
9	13267-93900	.SCREW, THROTTLE STOP	1	
10	13235-93950	.NOZZLE	1	
11	13270-94350	.FLOAT	1	
12	13254-98410	.PIN	1	
13	13370-94350	.VALVE ASSY, NEEDLE	1	
14	09355-45855-600	.HOSE (4.5X8.5X600)	1	
15	13652-93950	.HOSE	1	
16	13265-93950	.GASKET	1	
17	13392-58600	.PACKING	1	
18	13450-93950	.MEMBRANE ASSY	1	
19	13441-94350	.SPRING	1	
20	13282-94350	.ARM	1	
21	13443-94350	.VALVE ASSY	1	
22	13599-95211	.NUT	1	
23	13599-95210	.NUT	1	
24	13521-93910	.RING	1	
25	15100-93951	.PUMP ASSY, FUEL	1	FOR GASOLINE
26	15170-93951	.DIAPHRAGM SET	1	FOR GASOLINE
27	15100-93911	.PUMP ASSY, FUEL	1	FOR KEROSENE
28	15170-93911	.DIAPHRAGM SET	1	FOR KEROSENE
29	09491-20025	.JET, MAIN (102.5)	1	
30	09493-32003	.JET AIR (1.6)	1	
31	13268-96111	.SPRING	2	
32	13616-93900	.ADJUSTER	1	
33	13249-93900	.SCREW	8	
34	13631-93960	KNOB, CHOKE LEVER	1	

FIG.128D

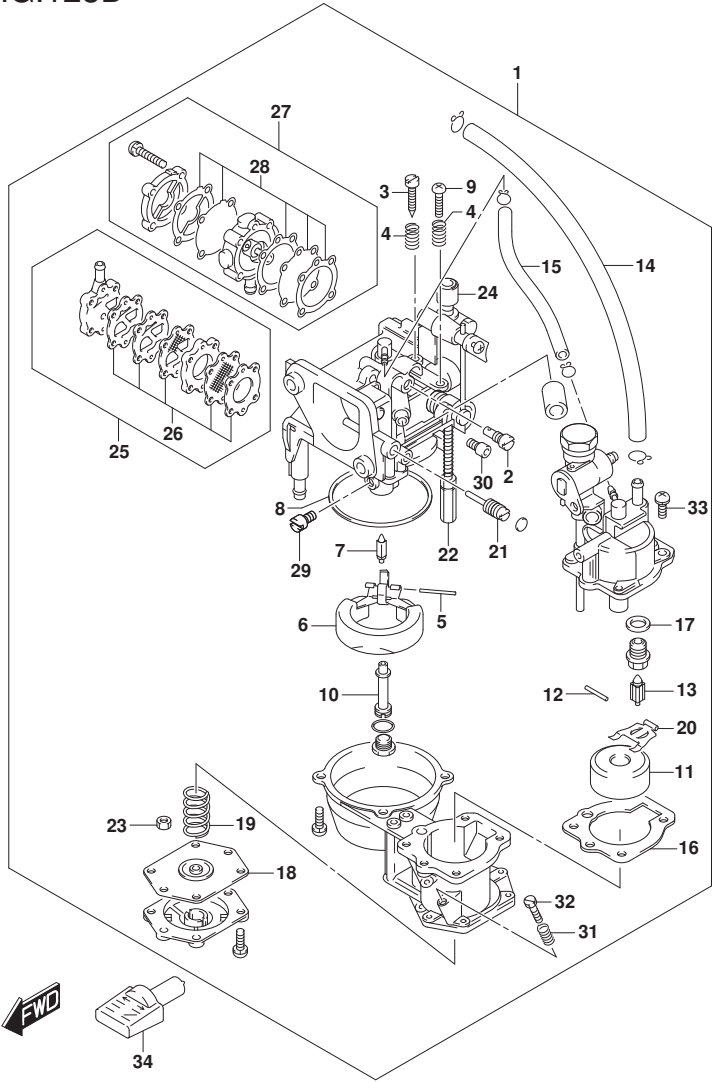


FIG.128D (1-C-13) CARBURETOR (DT9.9AK P36)

REF NO.	PART NO.	DESCRIPTION	Q'TY	REMARKS
1	13200-939B1	CARBURETOR ASSY	1	
2	09492-40010	.JET,PILOT (40)	1	
3	13661-93900	.SCREW, PILOT	1	
4	13268-96111	.SPRING, THROTTLE	2	
5	13254-98100	.PIN, FLOAT	1	
6	13250-98110	.FLOAT	1	
7	13371-98100	.NEEDLE	1	
8	13251-98100	.GASKET, FLOAT CHAMBER	1	
9	13267-93900	.SCREW, THROTTLE STOP	1	
10	13235-93950	.NOZZLE	1	
11	13270-94350	.FLOAT	1	
12	13254-98410	.PIN	1	
13	13370-94350	.VALVE ASSY, NEEDLE	1	
14	09355-45855-600	.HOSE (4.5X8.5X600)	1	
15	13652-93950	.HOSE	1	
16	13265-93950	.GASKET	1	
17	13392-58600	.PACKING	1	
18	13450-93950	.MEMBRANE ASSY	1	
19	13441-94350	.SPRING	1	
20	13282-94350	.ARM	1	
21	13443-94350	.VALVE ASSY	1	
22	13599-95211	.NUT	1	
23	13599-95210	.NUT	1	
24	13521-93910	.RING	1	
25	15100-93951	.PUMP ASSY, FUEL	1	FOR GASOLINE
26	15170-93951	..DIAPHRAGM SET	1	FOR GASOLINE
27	15100-93911	.PUMP ASSY, FUEL	1	FOR KEROSENE
28	15170-93911	..DIAPHRAGM SET	1	FOR KEROSENE
29	09491-75008	.JET, MAIN (75)	1	
30	09493-30004	.JET, PILOT AIR (1.5)	1	
31	13268-96111	.SPRING	2	
32	13616-93900	.ADJUSTER	1	
33	13249-93900	.SCREW	8	
34	13631-93960	KNOB, CHOKE LEVER	1	

FIG.128E

FIG.128E (1-C-14) CARBURETOR (DT15A P40)

REF NO.	PART NO.	DESCRIPTION	Q'TY	REMARKS
1	13200-91D21	CARBURETOR ASSY	1	
2	09492-57003	.JET,PILOT (57.5)	1	
3	13661-93900	.SCREW, PILOT	1	
4	13268-96111	.SPRING, THROTTLE	2	
5	13254-98100	.PIN, FLOAT	1	
6	13250-98110	.FLOAT	1	
7	13371-98100	.NEEDLE ASSY	1	
8	13251-98100	.GASKET, FLOAT CHAMBER	1	
9	13245-98110	.CHAMBER, FLOAT	1	
10	13267-93900	.SCREW, THROTTLE STOP	1	
11	13343-98100	.GASKET	1	
12	13613-98100	.BOLT	1	
13	09491-25014	.JET, MAIN (125)	1	
14	15100-93911	.PUMP ASSY, SET	1	
15	15170-93911	.DIAPHRAGM SET	1	
16	13521-93910	.RING	1	
17	13235-91D00	.NOZZLE, MAIN	1	
18	13616-93900	.ADJUSTER	1	
19	13268-96111	.SPRING	1	
20	13631-93910	KNOB, CHOKE LEVER	1	

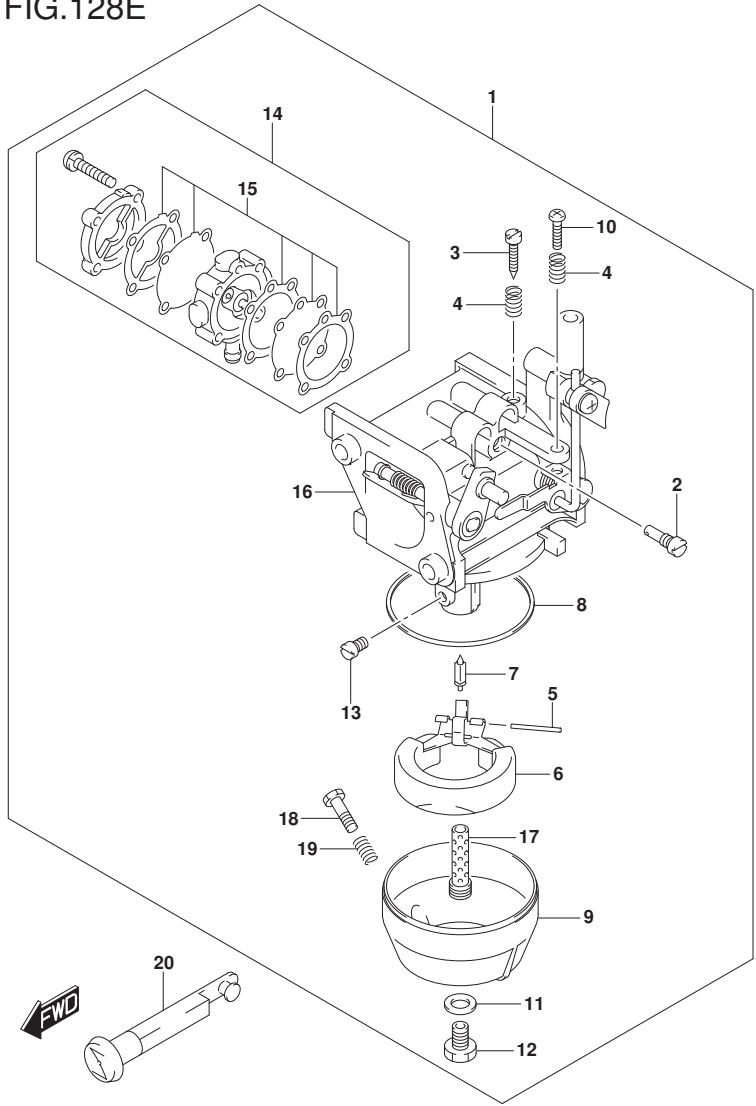


FIG.128F

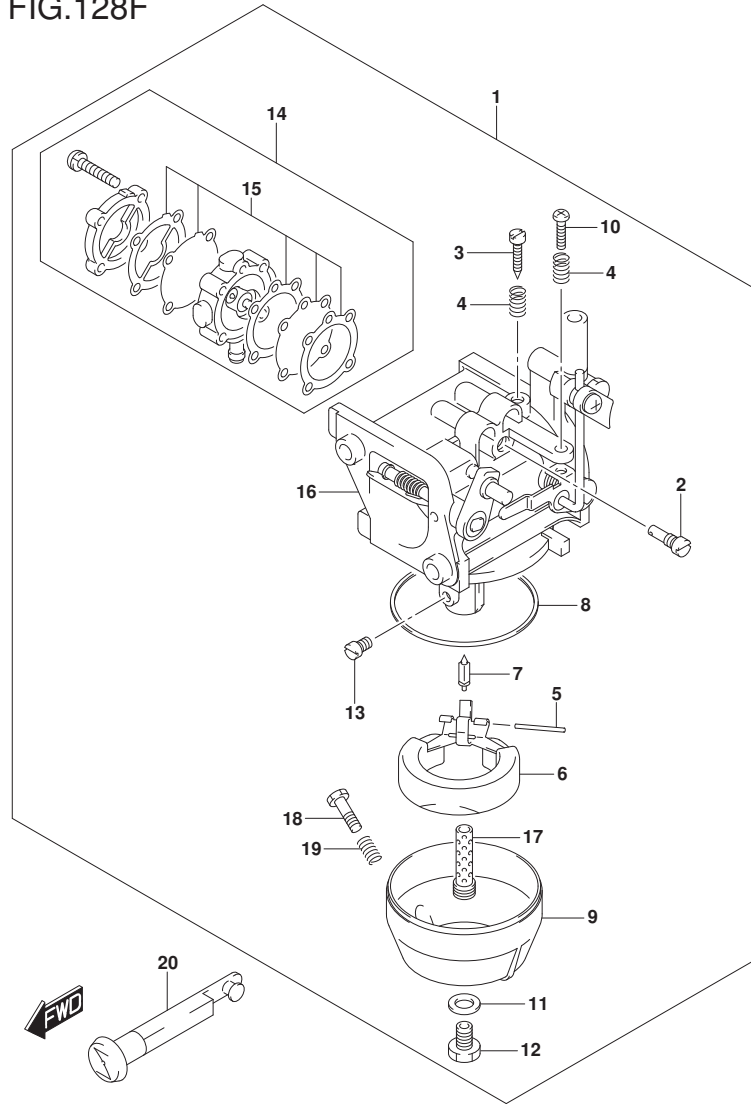


FIG.128F (1-C-15) CARBURETOR (DT15A P36)

REF NO.	PART NO.	DESCRIPTION	Q'TY	REMARKS
1	13200-91D21	CARBURETOR ASSY	1	
2	09492-57003	.JET,PILOT (57.5)	1	
3	13661-93900	.SCREW, PILOT	1	
4	13268-96111	.SPRING, THROTTLE	2	
5	13254-98100	.PIN, FLOAT	1	
6	13250-98110	.FLOAT	1	
7	13371-98100	.NEEDLE ASSY	1	
8	13251-98100	.GASKET, FLOAT CHAMBER	1	
9	13245-98110	.CHAMBER, FLOAT	1	
10	13267-93900	.SCREW, THROTTLE STOP	1	
11	13343-98100	.GASKET	1	
12	13613-98100	.BOLT	1	
13	09491-25014	.JET, MAIN (125)	1	
14	15100-93911	.PUMP ASSY, SET	1	
15	15170-93911	.DIAPHRAGM SET	1	
16	13521-93910	.RING	1	
17	13235-91D00	.NOZZLE, MAIN	1	
18	13616-93900	.ADJUSTER	1	
19	13268-96111	.SPRING	1	
20	13631-93910	KNOB, CHOKE LEVER	1	

FIG.128G

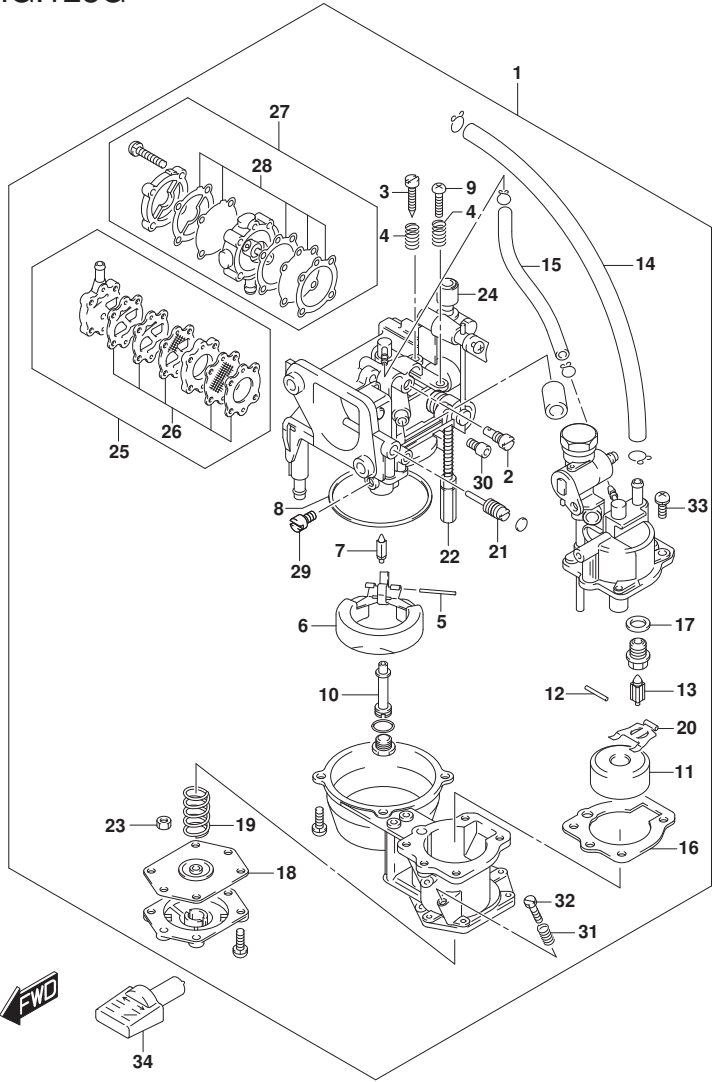


FIG.128G (1-D-2) CARBURETOR (DT15AK P36)

REF NO.	PART NO.	DESCRIPTION	Q'TY	REMARKS
1	13200-939C1	CARBURETOR ASSY	1	
2	09492-50008	.JET,PILOT (50)	1	
3	13661-93900	.SCREW, PILOT	1	
4	13268-96111	.SPRING, THROTTLE	2	
5	13254-98100	.PIN, FLOAT	1	
6	13250-98110	.FLOAT	1	
7	13371-98100	.NEEDLE	1	
8	13251-98100	.GASKET, FLOAT CHAMBER	1	
9	13267-93900	.SCREW, THROTTLE STOP	1	
10	13235-93950	.NOZZLE	1	
11	13270-94350	.FLOAT	1	
12	13254-98410	.PIN	1	
13	13370-94350	.VALVE ASSY, NEEDLE	1	
14	09355-45855-600	.HOSE (4.5X8.5X600)	1	
15	13652-93950	.HOSE	1	
16	13265-93950	.GASKET	1	
17	13392-58600	.PACKING	1	
18	13450-93950	.MEMBRANE ASSY	1	
19	13441-94350	.SPRING	1	
20	13282-94350	.ARM	1	
21	13443-94350	.VALVE ASSY	1	
22	13599-95211	.NUT	1	
23	13599-95210	.NUT	1	
24	13521-93910	.RING	1	
25	15100-93951	.PUMP ASSY, FUEL	1	FOR GASOLINE
26	15170-93951	..DIAPHRAGM SET	1	FOR GASOLINE
27	15100-93911	.PUMP ASSY, FUEL	1	FOR KEROSENE
28	15170-93911	..DIAPHRAGM SET	1	FOR KEROSENE
29	09491-20019	.JET, MAIN (#100)	1	
30	09493-32003	.JET AIR (1.6)	1	
31	13268-96111	.SPRING	2	
32	13616-93900	.ADJUSTER	1	
33	13249-93900	.SCREW	8	
34	13631-93960	KNOB, CHOKE LEVER	1	

FIG.141A

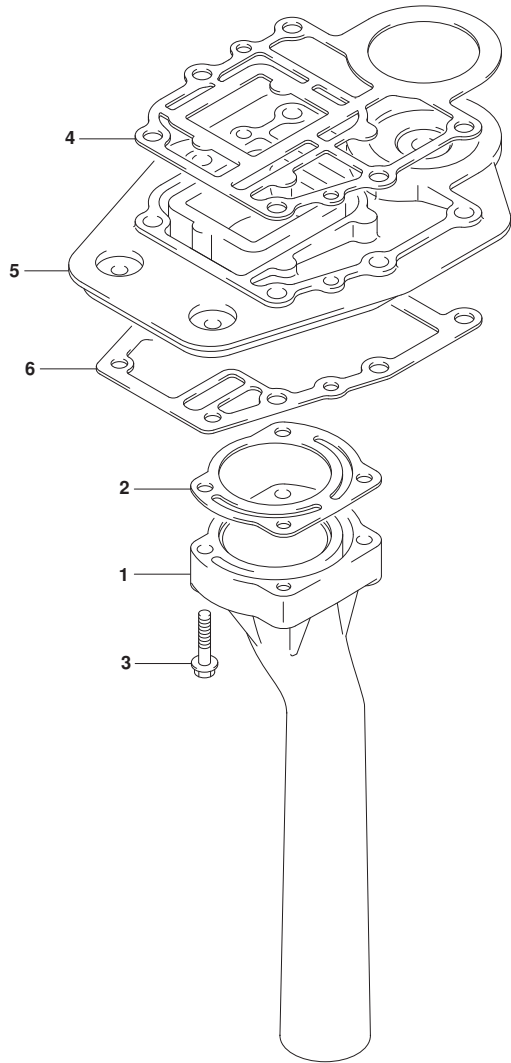


FIG.141A (1-D-3) EXHAUST TUBE (DT9.9A P40)

REF NO.	PART NO.	DESCRIPTION	Q'TY	REMARKS
1	14211-90L00	TUBE, EXHAUST	1	
2	14213-93910	GASKET, EXHAUST TUBE	1	
3	09116-06232	BOLT (6X30)	4	
4	11433-90L00	GASKET, UNDER OIL SEAL HOUSING	1	
5	11431-95L00	HOUSING, UNDER OIL SEAL	1	
6-1	52113-95L00	GASKET, DRIVE SHAFT HOUSING	1	W/TRANSOM(S)
6-2	52113-93910	GASKET, DRIVE SHAFT HOUSING	1	W/TRANSOM(L)

FIG.141B

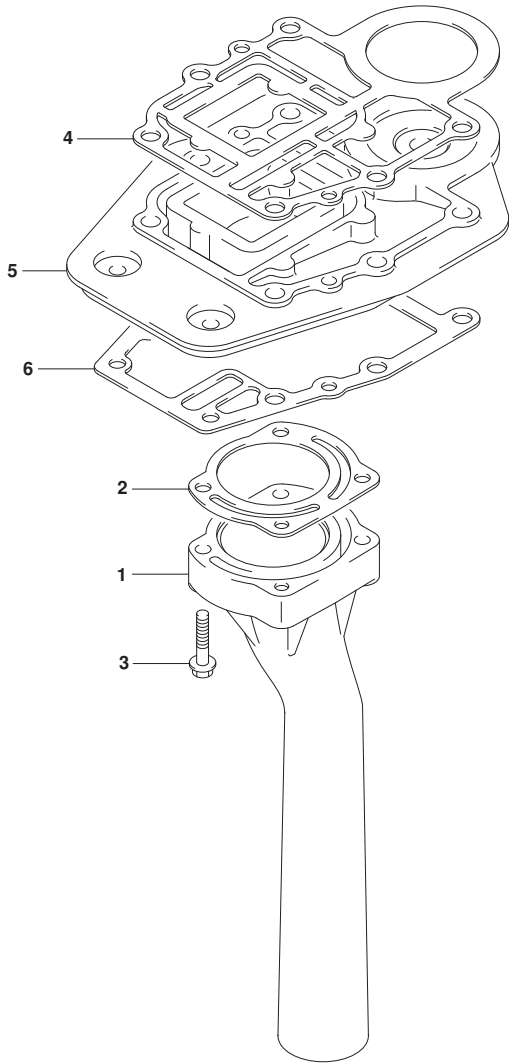


FIG.141B (1-D-4) EXHAUST TUBE (DT9.9A P36)

REF NO.	PART NO.	DESCRIPTION	Q'TY	REMARKS
1	14211-90L00	TUBE, EXHAUST	1	
2	14213-93910	GASKET, EXHAUST TUBE	1	
3	09116-06232	BOLT (6X30)	4	
4	11433-90L00	GASKET, UNDER OIL SEAL HOUSING	1	
5	11431-95L00	HOUSING, UNDER OIL SEAL	1	
6-1	52113-95L00	GASKET, DRIVE SHAFT HOUSING	1	W/TRANSOM(S)
6-2	52113-93910	GASKET, DRIVE SHAFT HOUSING	1	W/TRANSOM(L)

FIG.141C

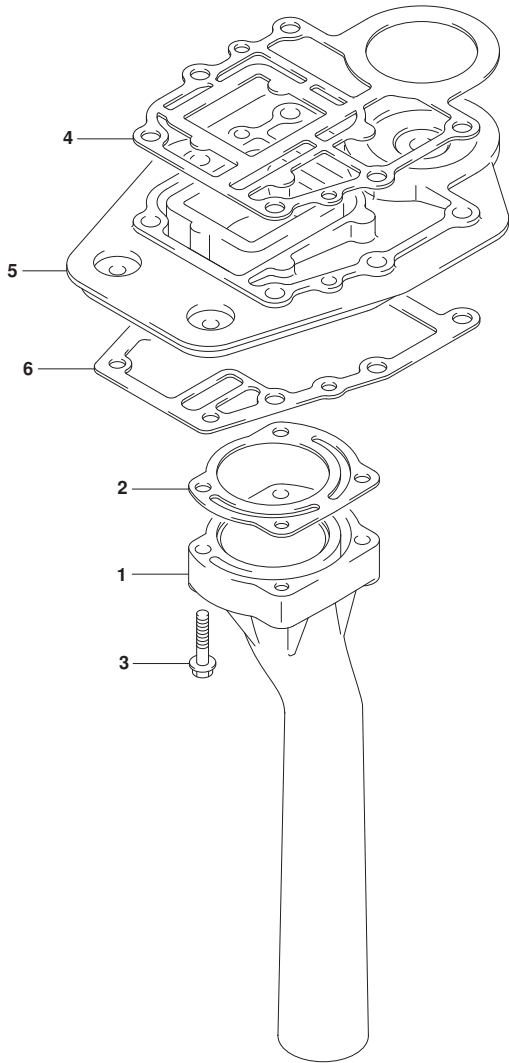


FIG.141C (1-D-5) EXHAUST TUBE (DT9.9AK P40)

REF NO.	PART NO.	DESCRIPTION	Q'TY	REMARKS
1	14211-90L00	TUBE, EXHAUST	1	
2	14213-93910	GASKET, EXHAUST TUBE	1	
3	09116-06232	BOLT (6X30)	4	
4	11433-90L00	GASKET, UNDER OIL SEAL HOUSING	1	
5	11431-95L00	HOUSING, UNDER OIL SEAL	1	
6	52113-93910	GASKET, DRIVE SHAFT HOUSING	1	

FIG.141D

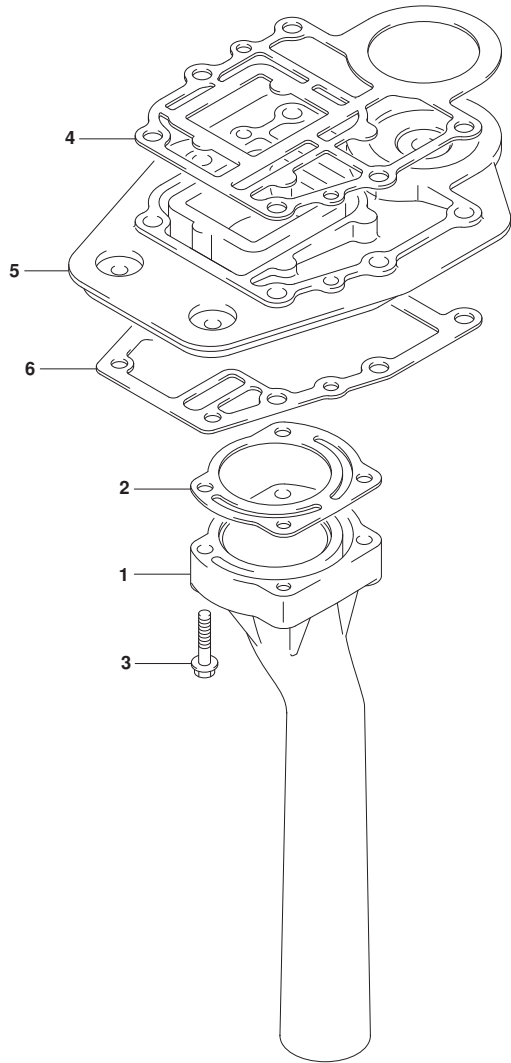


FIG.141D (1-D-6) EXHAUST TUBE (DT9.9AK P36)

REF NO.	PART NO.	DESCRIPTION	Q'TY	REMARKS
1	14211-90L00	TUBE, EXHAUST	1	
2	14213-93910	GASKET, EXHAUST TUBE	1	
3	09116-06232	BOLT (6X30)	4	
4	11433-90L00	GASKET, UNDER OIL SEAL HOUSING	1	
5	11431-95L00	HOUSING, UNDER OIL SEAL	1	
6-1	52113-95L00	GASKET, DRIVE SHAFT HOUSING	1	W/TRANSOM(S)
6-2	52113-93910	GASKET, DRIVE SHAFT HOUSING	1	W/TRANSOM(L)

FIG.141E

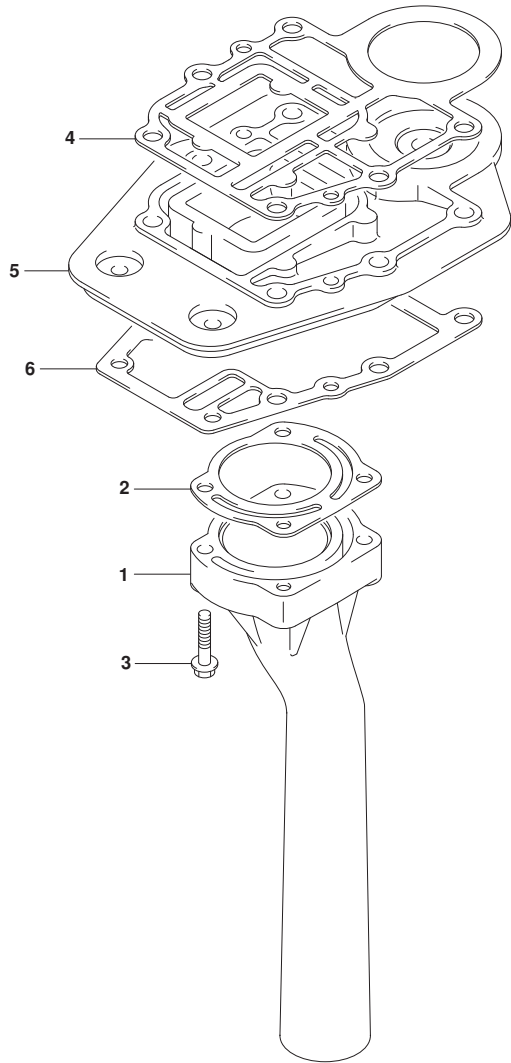


FIG.141E (1-D-7) EXHAUST TUBE (DT15A P40)

REF NO.	PART NO.	DESCRIPTION	Q'TY	REMARKS
1	14211-90L00	TUBE, EXHAUST	1	
2	14213-93910	GASKET, EXHAUST TUBE	1	
3	09116-06232	BOLT (6X30)	4	
4	11433-90L00	GASKET, UNDER OIL SEAL HOUSING	1	
5	11431-95L00	HOUSING, UNDER OIL SEAL	1	
6-1	52113-95L00	GASKET, DRIVE SHAFT HOUSING	1	W/TRANSOM(S)
6-2	52113-93910	GASKET, DRIVE SHAFT HOUSING	1	W/TRANSOM(L)

FIG.141F

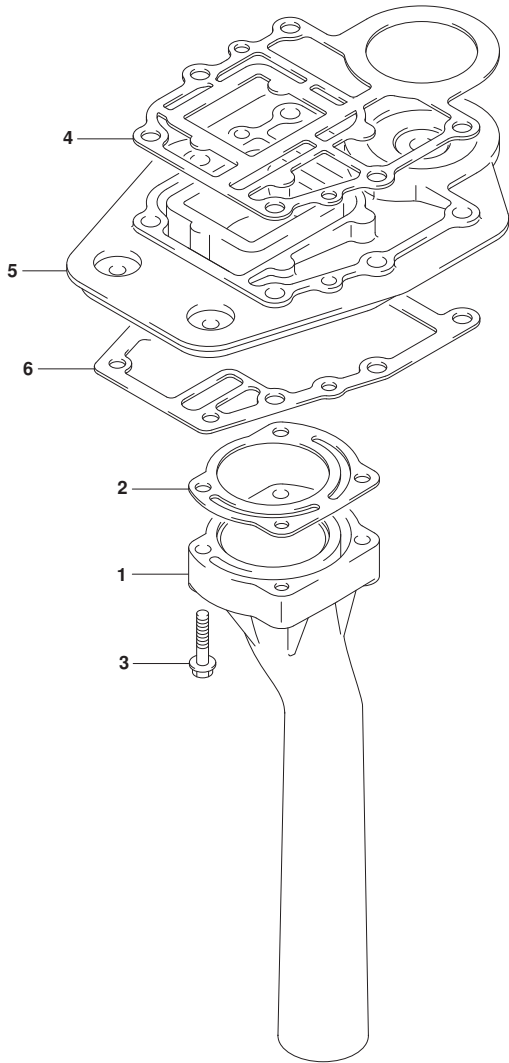


FIG.141F (1-D-8) EXHAUST TUBE (DT15A P36)

REF NO.	PART NO.	DESCRIPTION	Q'TY	REMARKS
1	14211-90L00	TUBE, EXHAUST	1	
2	14213-93910	GASKET, EXHAUST TUBE	1	
3	09116-06232	BOLT (6X30)	4	
4	11433-90L00	GASKET, UNDER OIL SEAL HOUSING	1	
5	11431-95L00	HOUSING, UNDER OIL SEAL	1	
6-1	52113-95L00	GASKET, DRIVE SHAFT HOUSING	1	W/TRANSOM(S)
6-2	52113-93910	GASKET, DRIVE SHAFT HOUSING	1	W/TRANSOM(L)

FIG.141G

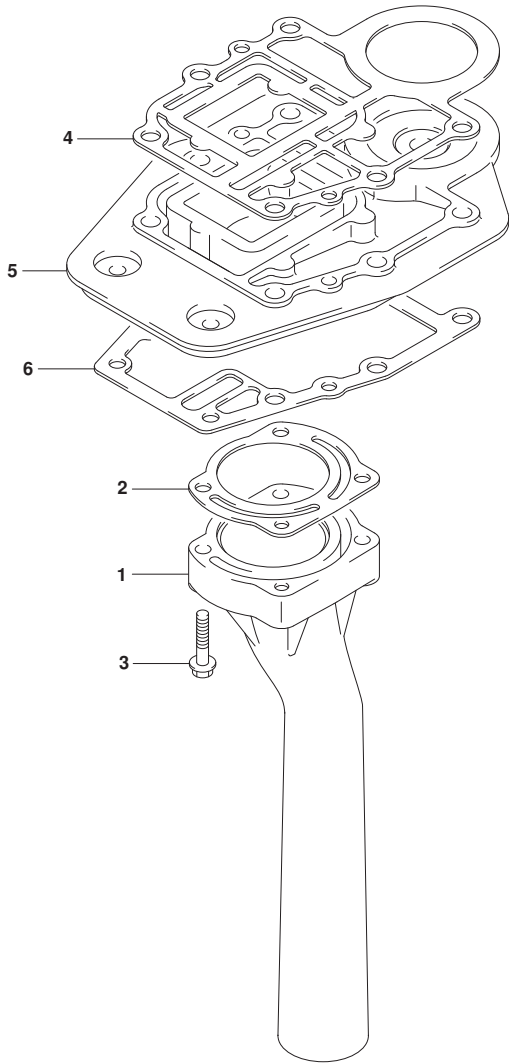


FIG.141G (1-D-9) EXHAUST TUBE (DT15AK P36)

REF NO.	PART NO.	DESCRIPTION	Q'TY	REMARKS
1	14211-90L00	TUBE, EXHAUST	1	
2	14213-93910	GASKET, EXHAUST TUBE	1	
3	09116-06232	BOLT (6X30)	4	
4	11433-90L00	GASKET, UNDER OIL SEAL HOUSING	1	
5	11431-95L00	HOUSING, UNDER OIL SEAL	1	
6-1	52113-95L00	GASKET, DRIVE SHAFT HOUSING	1	W/TRANSOM(S)
6-2	52113-93910	GASKET, DRIVE SHAFT HOUSING	1	W/TRANSOM(L)

FIG.146A

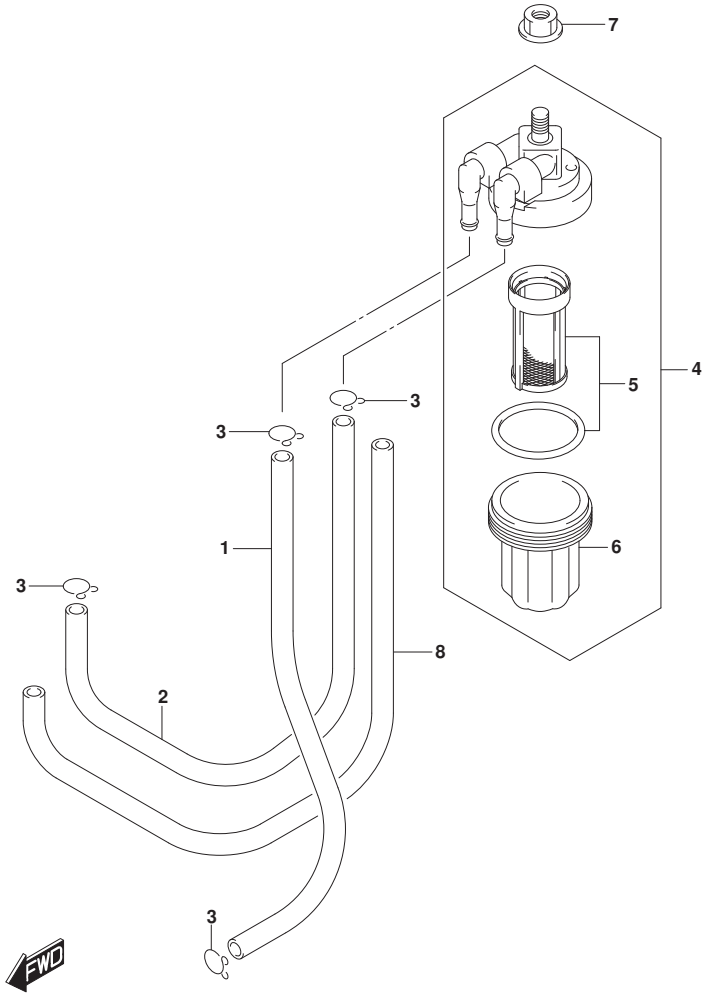


FIG.146A (1-D-10) FUEL PUMP (DT9.9A P40)

REF NO.	PART NO.	DESCRIPTION	Q'TY	REMARKS
1	15211-91J00-125	HOSE, FUEL GAS (CONN TO FILTER)	1	
2	15211-91J00-270	HOSE, FUEL GAS (FILTER TO PUMP)	1	
3	09401-08410	CLIP	4	
4	15410-94400	FILTER ASSY, FUEL	1	
5	15430-87D10	.ELEMENT SET	1	
6	15413-87D10	.CUP	1	
7	08316-10087	NUT	1	
8	18498-94JL0-230	PROTECTOR,FUEL HOSE	1	

FIG.146B

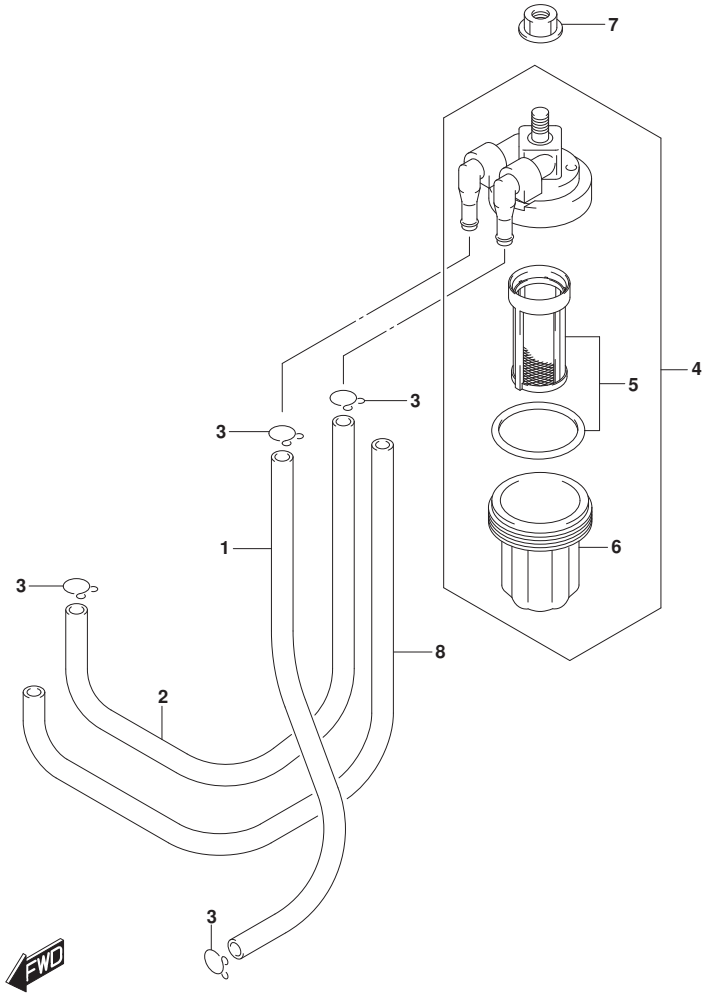
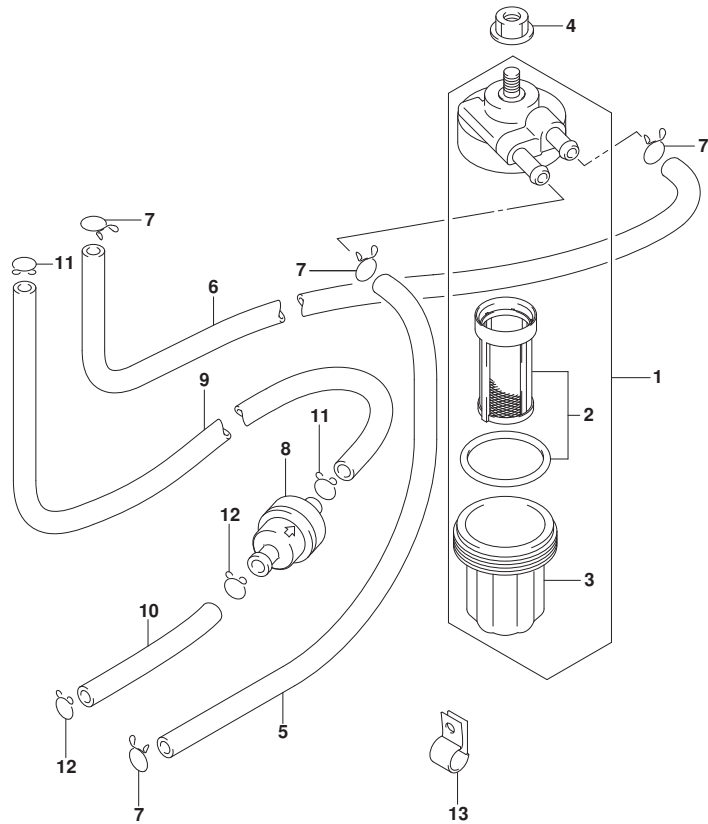


FIG.146B (1-D-11) FUEL PUMP (DT9.9A P36)

REF NO.	PART NO.	DESCRIPTION	Q'TY	REMARKS
1	15211-91J00-125	HOSE, FUEL GAS (CONN TO FILTER)	1	
2	15211-91J00-270	HOSE, FUEL GAS (FILTER TO PUMP)	1	
3	09401-08410	CLIP	4	
4	15410-94400	FILTER ASSY, FUEL	1	
5	15430-87D10	.ELEMENT SET	1	
6	15413-87D10	.CUP	1	
7	08316-10087	NUT	1	
8	18498-94JL0-230	PROTECTOR,FUEL HOSE	1	

FIG.146C

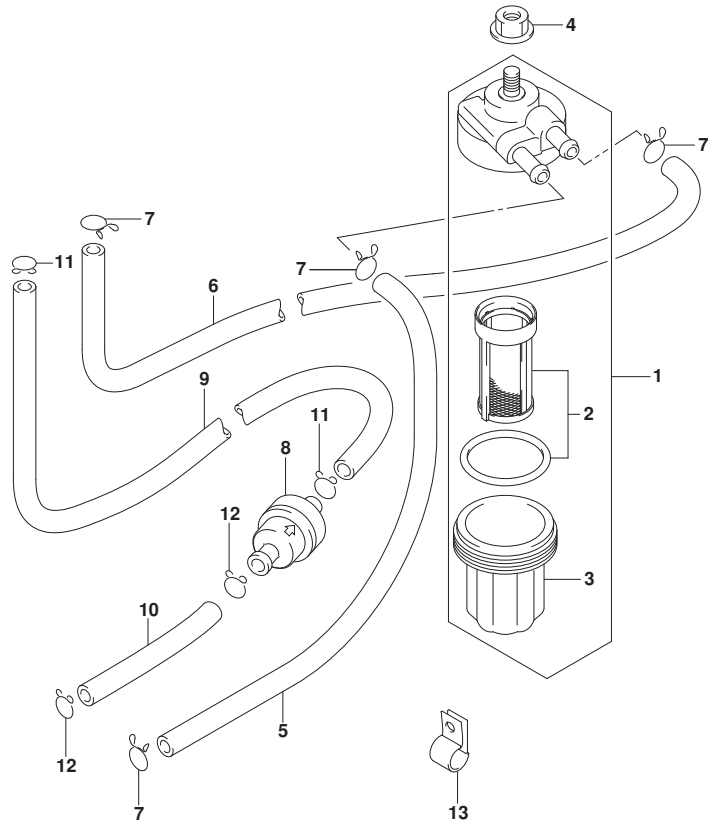
FIG.146C (1-D-12) FUEL PUMP (DT9.9AK P40)



REF NO.	PART NO.	DESCRIPTION	Q'TY	REMARKS
1	15410-94400	FILTER ASSY, FUEL	1	FOR KEROSENE
2	15430-87D10	.ELEMENT SET	1	
3	15413-87D10	.CUP	1	
4	08316-10087	NUT	1	
5	09355-50108-130	HOSE (5X10X130)	1	FOR KEROSENE CONN TO FILTER
6	09355-50108-250	HOSE (5X10X250)	1	FOR KEROSENE FILTER TO PUMP
7	59412-91J00	CLIP, FUEL HOSE	4	FOR KEROSENE
8	15410-94350	FILTER, FUEL	1	FOR GASOLINE
9	09355-50108-110	HOSE, WATER INSP	1	FOR GASOLINE
10	09352-70113-600	HOSE (7X11X600)	1	L:600->60 FOR GASOLINE
11	59412-91J00	CLIP	2	FOR GASOLINE
12	09401-11403	CLIP	2	FOR GASOLINE
13	09403-13408	CLAMP	1	FOR KEROSENE

FIG.146D

FIG.146D (1-D-13) FUEL PUMP (DT9.9AK P36)



REF NO.	PART NO.	DESCRIPTION	Q'TY	REMARKS
1	15410-94400	FILTER ASSY, FUEL	1	FOR KEROSENE
2	15430-87D10	.ELEMENT SET	1	
3	15413-87D10	.CUP	1	
4	08316-10087	NUT	1	
5	09355-50108-130	HOSE (5X10X130)	1	FOR KEROSENE CONN TO FILTER
6	09355-50108-250	HOSE (5X10X250)	1	FOR KEROSENE FILTER TO PUMP
7	59412-91J00	CLIP, FUEL HOSE	4	FOR KEROSENE
8	15410-94350	FILTER, FUEL	1	FOR GASOLINE
9	09355-50108-110	HOSE, WATER INSP	1	FOR GASOLINE
10	09352-70113-600	HOSE (7X11X600)	1	L:600->60 FOR GASOLINE
11	59412-91J00	CLIP	2	FOR GASOLINE
12	09401-11403	CLIP	2	FOR GASOLINE
13	09403-13408	CLAMP	1	FOR KEROSENE

FIG.146E

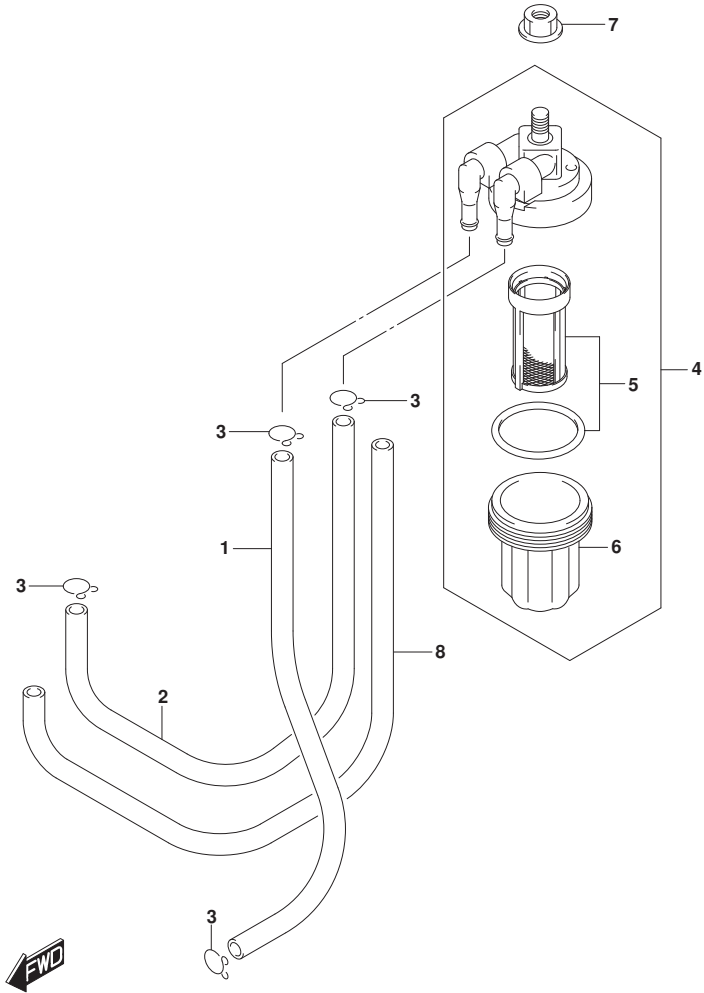


FIG.146E (1-D-14) FUEL PUMP (DT15A P40)

REF NO.	PART NO.	DESCRIPTION	Q'TY	REMARKS
1	15211-91J00-125	HOSE, FUEL GAS (CONN TO FILTER)	1	
2	15211-91J00-270	HOSE, FUEL GAS (FILTER TO PUMP)	1	
3	09401-08410	CLIP	4	
4	15410-94400	FILTER ASSY, FUEL	1	
5	15430-87D10	.ELEMENT SET	1	
6	15413-87D10	.CUP	1	
7	08316-10087	NUT	1	
8	18498-94JL0-230	PROTECTOR,FUEL HOSE	1	

FIG.146F

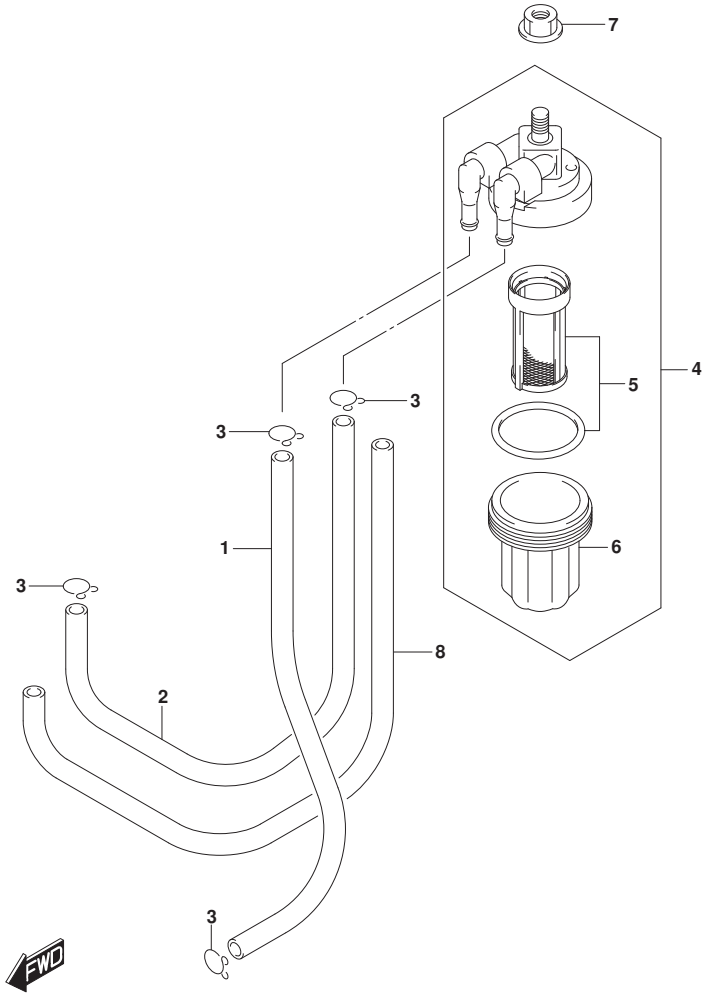
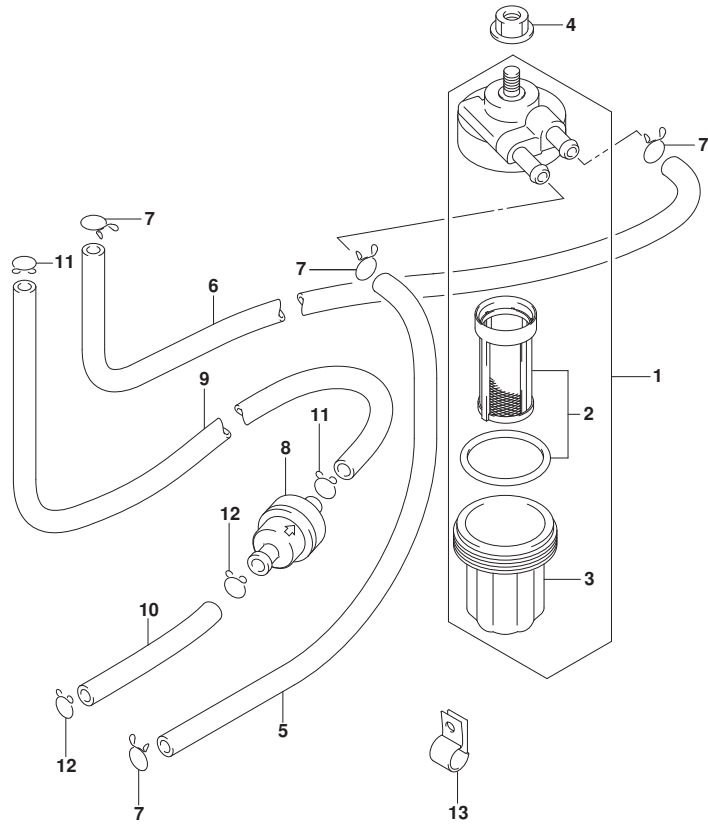


FIG.146F (1-D-15) FUEL PUMP (DT15A P36)

REF NO.	PART NO.	DESCRIPTION	Q'TY	REMARKS
1	15211-91J00-125	HOSE, FUEL GAS (CONN TO FILTER)	1	
2	15211-91J00-270	HOSE, FUEL GAS (FILTER TO PUMP)	1	
3	09401-08410	CLIP	4	
4	15410-94400	FILTER ASSY, FUEL	1	
5	15430-87D10	.ELEMENT SET	1	
6	15413-87D10	.CUP	1	
7	08316-10087	NUT	1	
8	18498-94JL0-230	PROTECTOR,FUEL HOSE	1	

FIG.146G

FIG.146G (1-E-2) FUEL PUMP (DT15AK P36)



REF NO.	PART NO.	DESCRIPTION	Q'TY	REMARKS
1	15410-94400	FILTER ASSY, FUEL	1	FOR KEROSENE
2	15430-87D10	.ELEMENT SET	1	
3	15413-87D10	.CUP	1	
4	08316-10087	NUT	1	
5	09355-50108-130	HOSE (5X10X130)	1	FOR KEROSENE CONN TO FILTER
6	09355-50108-250	HOSE (5X10X250)	1	FOR KEROSENE FILTER TO PUMP
7	59412-91J00	CLIP, FUEL HOSE	4	FOR KEROSENE
8	15410-94350	FILTER, FUEL	1	FOR GASOLINE
9	09355-50108-110	HOSE, WATER INSP	1	FOR GASOLINE
10	09352-70113-600	HOSE (7X11X600)	1	L:600->60
11	59412-91J00	CLIP	2	FOR GASOLINE
12	09401-11403	CLIP	2	FOR GASOLINE
13	09403-13408	CLAMP	1	FOR KEROSENE

FIG.160A

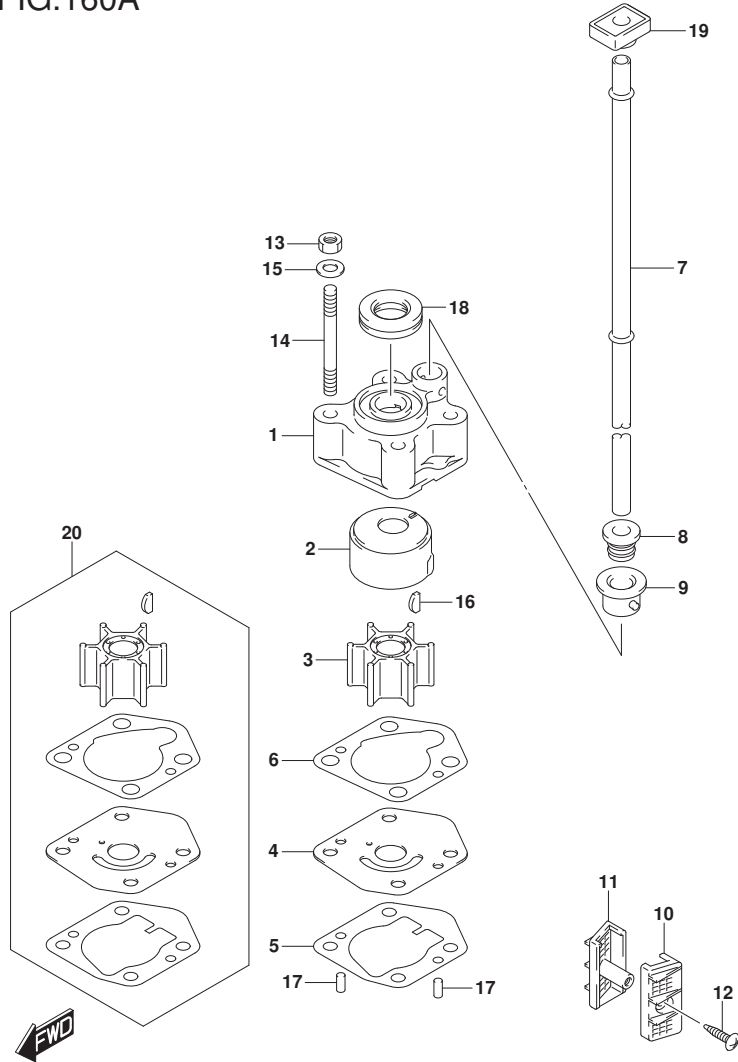


FIG.160A (1-E-3) WATER PUMP (DT9.9A P40)

REF NO.	PART NO.	DESCRIPTION	Q'TY	REMARKS
1	17411-94J00	CASE, WATER PUMP	1	
2	17413-94J10	SLEEVE, WATER PUMP CASE	1	
3	17461-939M0	IMPELLER, WATER PUMP	1	
4	17471-99J10	PANEL, PUMP CASE UNDER	1	
5	17472-90L00	GASKET, PUMP CASE PANEL	1	
6	17473-94J00	GASKET, WATER PUMP CASE	1	
7-1	17561-90L10	TUBE, WATER (S)	1	W/TRANSOM(S)
7-2	17561-90L00	TUBE, WATER (L)	1	W/TRANSOM(L)
8	17563-94J00	GROMMET, WATER TUBE	1	
9	17564-93900	BUSH, WATER PUMP CASE	1	
10	17631-99J20	FILTER, WATER PORT SIDE	1	
11	17632-99J30	FILTER, WATER STBD SIDE	1	
12	03141-0416A	SCREW	1	
13	29141-93J00	NUT, WATER PUMP CASE	4	
14	09108-06141	STUD BOLT	4	
15	09160-06082	WASHER (6.5X13X1.0)	4	
16	09420-03009	KEY	1	
17	09202-04008	PIN (4X9)	2	
18	17417-93910	GROMMET, PUMP CASE	1	
19	17563-93900	RUBBER, WATER TUBE, UPPER	1	
20	17400-90L01	KIT, WATER PUMP REPAIR	1	OPT

FIG.160B

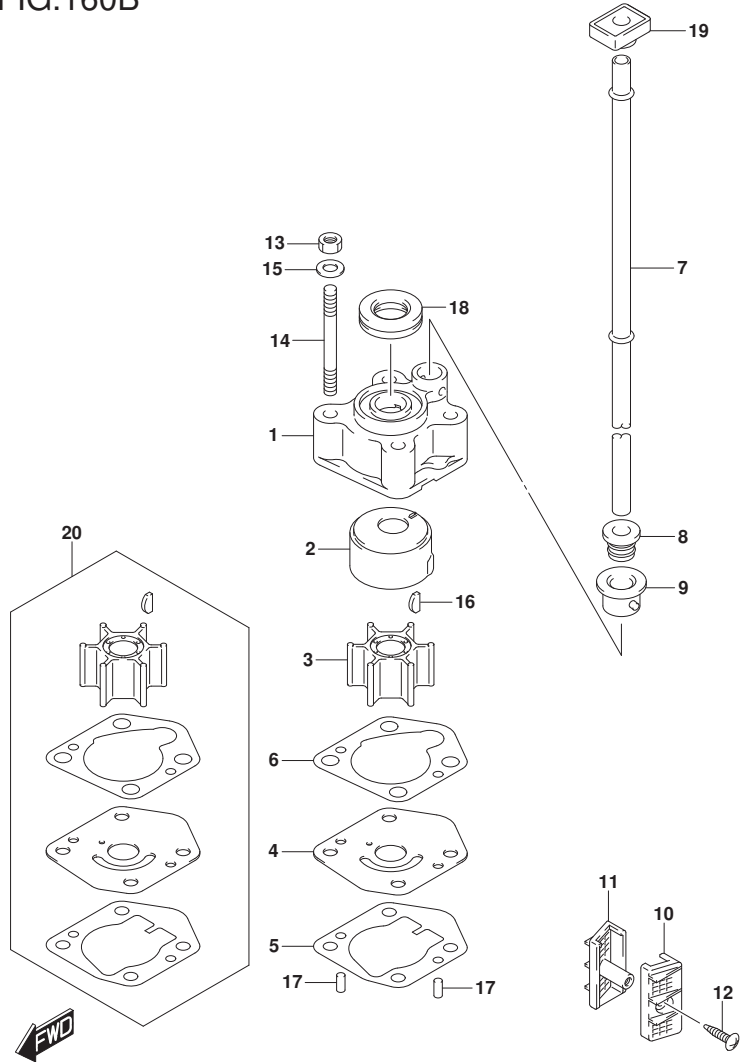


FIG.160B (1-E-4) WATER PUMP (DT9.9A P36)

REF NO.	PART NO.	DESCRIPTION	Q'TY	REMARKS
1	17411-94J00	CASE, WATER PUMP	1	
2	17413-94J10	SLEEVE, WATER PUMP CASE	1	
3	17461-939M0	IMPELLER, WATER PUMP	1	
4	17471-99J10	PANEL, PUMP CASE UNDER	1	
5	17472-90L00	GASKET, PUMP CASE PANEL	1	
6	17473-94J00	GASKET, WATER PUMP CASE	1	
7-1	17561-90L10	TUBE, WATER (S)	1	W/TRANSOM(S)
7-2	17561-90L00	TUBE, WATER (L)	1	W/TRANSOM(L)
8	17563-94J00	GROMMET, WATER TUBE	1	
9	17564-93900	BUSH, WATER PUMP CASE	1	
10	17631-99J20	FILTER, WATER PORT SIDE	1	
11	17632-99J30	FILTER, WATER STBD SIDE	1	
12	03141-0416A	SCREW	1	
13	29141-93J00	NUT, WATER PUMP CASE	4	
14	09108-06141	STUD BOLT	4	
15	09160-06082	WASHER (6.5X13X1.0)	4	
16	09420-03009	KEY	1	
17	09202-04008	PIN (4X9)	2	
18	17417-93910	GROMMET, PUMP CASE	1	
19	17563-93900	RUBBER, WATER TUBE, UPPER	1	
20	17400-90L01	KIT, WATER PUMP REPAIR	1	OPT

FIG.160C

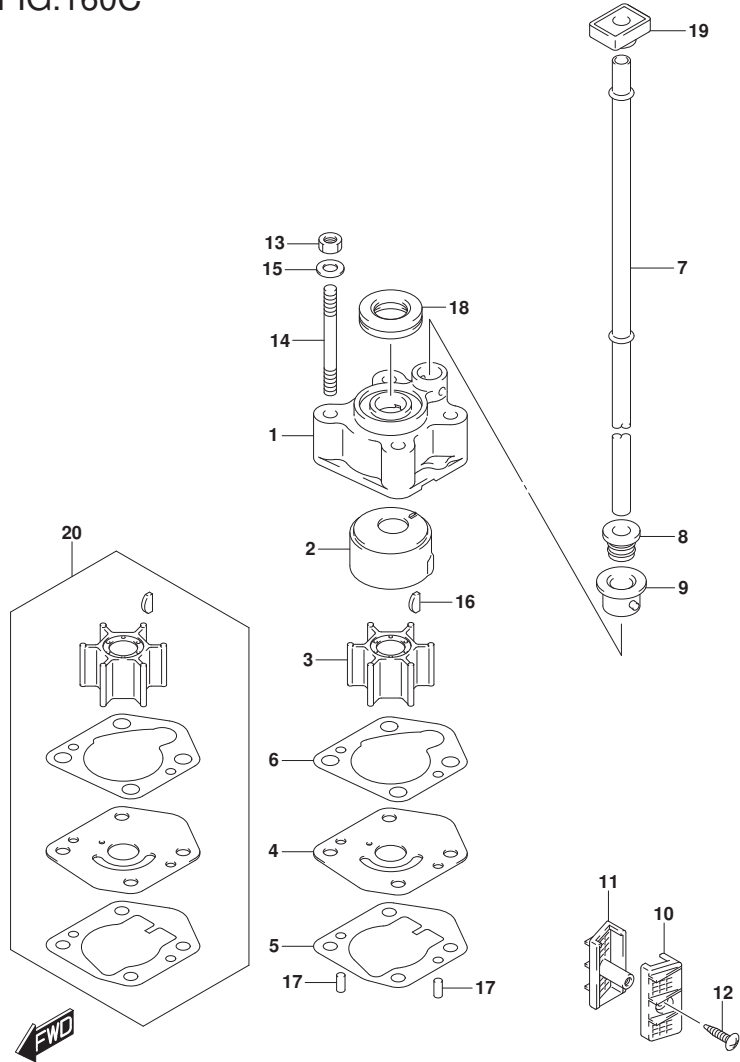


FIG.160C (1-E-5) WATER PUMP (DT9.9AK P40)

REF NO.	PART NO.	DESCRIPTION	Q'TY	REMARKS
1	17411-94J00	CASE, WATER PUMP	1	
2	17413-94J10	SLEEVE, WATER PUMP CASE	1	
3	17461-939M0	IMPELLER, WATER PUMP	1	
4	17471-99J10	PANEL, PUMP CASE UNDER	1	
5	17472-90L00	GASKET, PUMP CASE PANEL	1	
6	17473-94J00	GASKET, WATER PUMP CASE	1	
7	17561-90L00	TUBE, WATER (L)	1	W/TRANSOM(L)
8	17563-94J00	GROMMET, WATER TUBE	1	
9	17564-93900	BUSH, WATER PUMP CASE	1	
10	17631-99J20	FILTER, WATER PORT SIDE	1	
11	17632-99J30	FILTER, WATER STBD SIDE	1	
12	03141-0416A	SCREW	1	
13	29141-93J00	NUT, WATER PUMP CASE	4	
14	09108-06141	STUD BOLT	4	
15	09160-06082	WASHER (6.5X13X1.0)	4	
16	09420-03009	KEY	1	
17	09202-04008	PIN (4X9)	2	
18	17417-93910	GROMMET, PUMP CASE	1	
19	17563-93900	RUBBER, WATER TUBE, UPPER	1	
20	17400-90L01	KIT, WATER PUMP REPAIR	1	OPT

FIG.160D

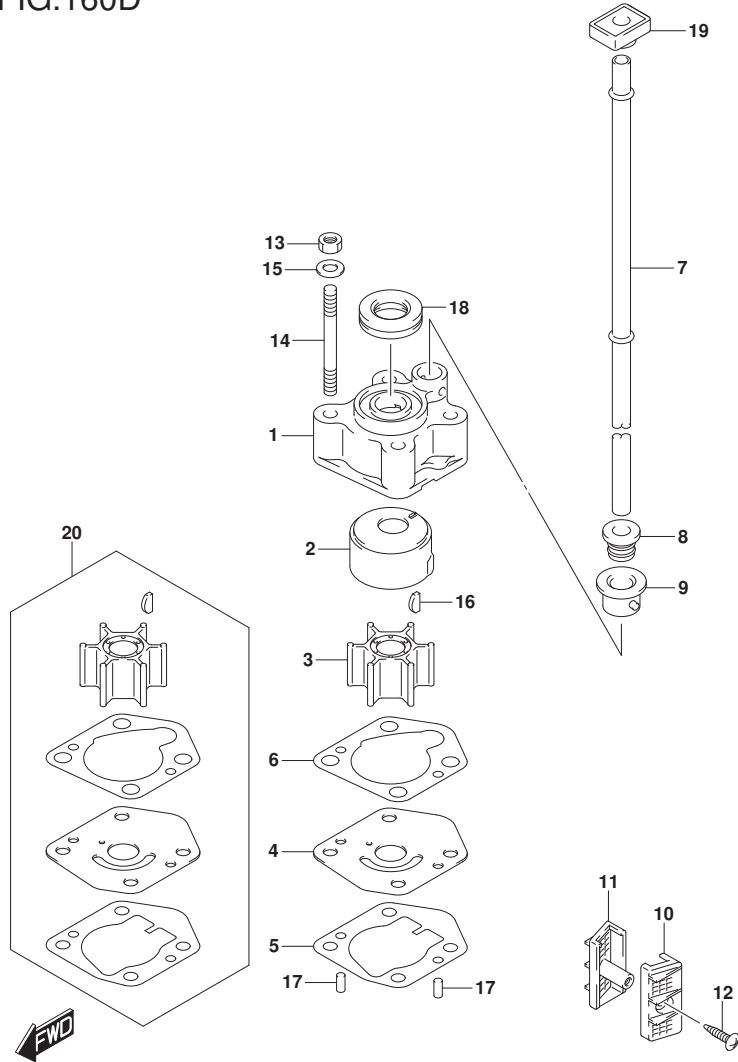


FIG.160D (1-E-6) WATER PUMP (DT9.9AK P36)

REF NO.	PART NO.	DESCRIPTION	Q'TY	REMARKS
1	17411-94J00	CASE, WATER PUMP	1	
2	17413-94J10	SLEEVE, WATER PUMP CASE	1	
3	17461-939M0	IMPELLER, WATER PUMP	1	
4	17471-99J10	PANEL, PUMP CASE UNDER	1	
5	17472-90L00	GASKET, PUMP CASE PANEL	1	
6	17473-94J00	GASKET, WATER PUMP CASE	1	
7-1	17561-90L10	TUBE, WATER (S)	1	W/TRANSOM(S)
7-2	17561-90L00	TUBE, WATER (L)	1	W/TRANSOM(L)
8	17563-94J00	GROMMET, WATER TUBE	1	
9	17564-93900	BUSH, WATER PUMP CASE	1	
10	17631-99J20	FILTER, WATER PORT SIDE	1	
11	17632-99J30	FILTER, WATER STBD SIDE	1	
12	03141-0416A	SCREW	1	
13	29141-93J00	NUT, WATER PUMP CASE	4	
14	09108-06141	STUD BOLT	4	
15	09160-06082	WASHER (6.5X13X1.0)	4	
16	09420-03009	KEY	1	
17	09202-04008	PIN (4X9)	2	
18	17417-93910	GROMMET, PUMP CASE	1	
19	17563-93900	RUBBER, WATER TUBE, UPPER	1	
20	17400-90L01	KIT, WATER PUMP REPAIR	1	OPT

FIG.160E

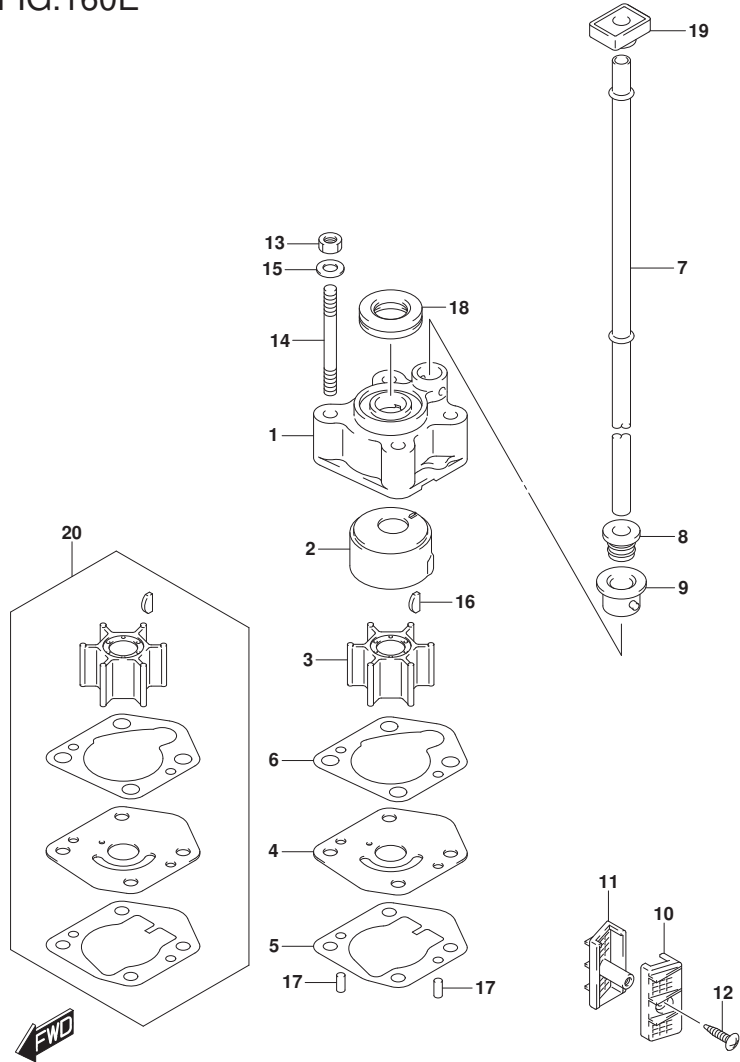


FIG.160E (1-E-7) WATER PUMP (DT15A P40)

REF NO.	PART NO.	DESCRIPTION	Q'TY	REMARKS
1	17411-94J00	CASE, WATER PUMP	1	
2	17413-94J10	SLEEVE, WATER PUMP CASE	1	
3	17461-939M0	IMPELLER, WATER PUMP	1	
4	17471-99J10	PANEL, PUMP CASE UNDER	1	
5	17472-90L00	GASKET, PUMP CASE PANEL	1	
6	17473-94J00	GASKET, WATER PUMP CASE	1	
7-1	17561-90L10	TUBE, WATER (S)	1	W/TRANSOM(S)
7-2	17561-90L00	TUBE, WATER (L)	1	W/TRANSOM(L)
8	17563-94J00	GROMMET, WATER TUBE	1	
9	17564-93900	BUSH, WATER PUMP CASE	1	
10	17631-99J20	FILTER, WATER PORT SIDE	1	
11	17632-99J30	FILTER, WATER STBD SIDE	1	
12	03141-0416A	SCREW	1	
13	29141-93J00	NUT, WATER PUMP CASE	4	
14	09108-06141	STUD BOLT	4	
15	09160-06082	WASHER (6.5X13X1.0)	4	
16	09420-03009	KEY	1	
17	09202-04008	PIN (4X9)	2	
18	17417-93910	GROMMET, PUMP CASE	1	
19	17563-93900	RUBBER, WATER TUBE, UPPER	1	
20	17400-90L01	KIT, WATER PUMP REPAIR	1	OPT

FIG.160F

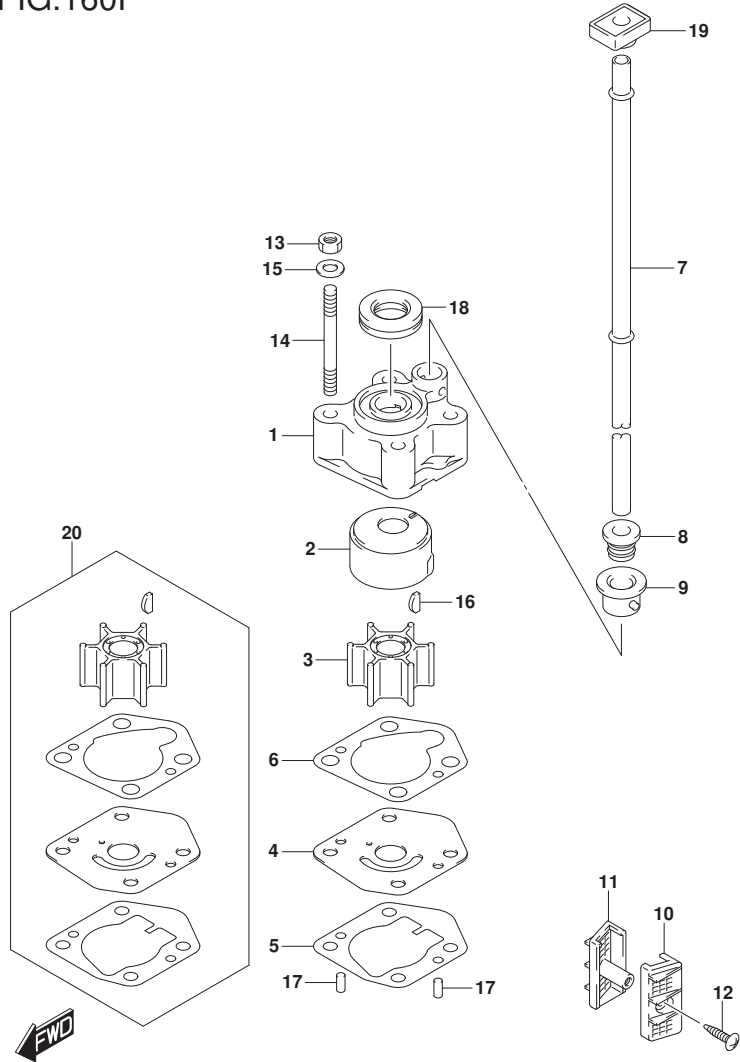


FIG.160F (1-E-8) WATER PUMP (DT15A P36)

REF NO.	PART NO.	DESCRIPTION	Q'TY	REMARKS
1	17411-94J00	CASE, WATER PUMP	1	
2	17413-94J10	SLEEVE, WATER PUMP CASE	1	
3	17461-939M0	IMPELLER, WATER PUMP	1	
4	17471-99J10	PANEL, PUMP CASE UNDER	1	
5	17472-90L00	GASKET, PUMP CASE PANEL	1	
6	17473-94J00	GASKET, WATER PUMP CASE	1	
7-1	17561-90L10	TUBE, WATER (S)	1	W/TRANSOM(S)
7-2	17561-90L00	TUBE, WATER (L)	1	W/TRANSOM(L)
8	17563-94J00	GROMMET, WATER TUBE	1	
9	17564-93900	BUSH, WATER PUMP CASE	1	
10	17631-99J20	FILTER, WATER PORT SIDE	1	
11	17632-99J30	FILTER, WATER STBD SIDE	1	
12	03141-0416A	SCREW	1	
13	29141-93J00	NUT, WATER PUMP CASE	4	
14	09108-06141	STUD BOLT	4	
15	09160-06082	WASHER (6.5X13X1.0)	4	
16	09420-03009	KEY	1	
17	09202-04008	PIN (4X9)	2	
18	17417-93910	GROMMET, PUMP CASE	1	
19	17563-93900	RUBBER, WATER TUBE, UPPER	1	
20	17400-90L01	KIT, WATER PUMP REPAIR	1	OPT

FIG.160G

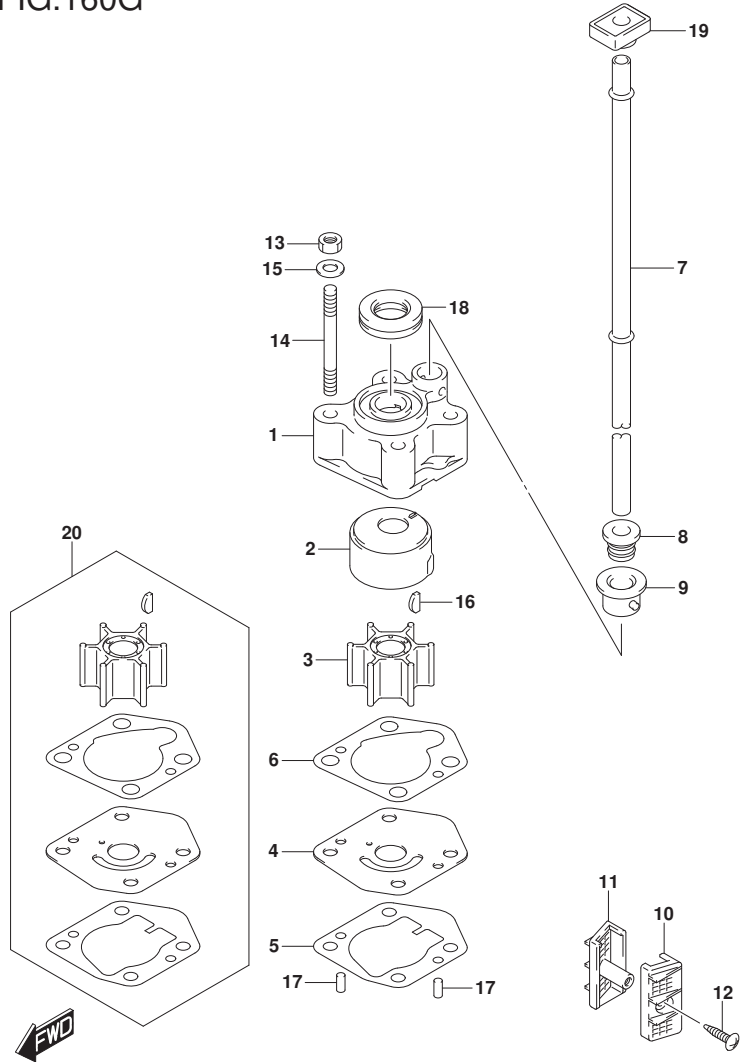


FIG.160G (1-E-9) WATER PUMP (DT15AK P36)

REF NO.	PART NO.	DESCRIPTION	Q'TY	REMARKS
1	17411-94J00	CASE, WATER PUMP	1	
2	17413-94J10	SLEEVE, WATER PUMP CASE	1	
3	17461-939M0	IMPELLER, WATER PUMP	1	
4	17471-99J10	PANEL, PUMP CASE UNDER	1	
5	17472-90L00	GASKET, PUMP CASE PANEL	1	
6	17473-94J00	GASKET, WATER PUMP CASE	1	
7-1	17561-90L10	TUBE, WATER (S)	1	W/TRANSOM(S)
7-2	17561-90L00	TUBE, WATER (L)	1	W/TRANSOM(L)
8	17563-94J00	GROMMET, WATER TUBE	1	
9	17564-93900	BUSH, WATER PUMP CASE	1	
10	17631-99J20	FILTER, WATER PORT SIDE	1	
11	17632-99J30	FILTER, WATER STBD SIDE	1	
12	03141-0416A	SCREW	1	
13	29141-93J00	NUT, WATER PUMP CASE	4	
14	09108-06141	STUD BOLT	4	
15	09160-06082	WASHER (6.5X13X1.0)	4	
16	09420-03009	KEY	1	
17	09202-04008	PIN (4X9)	2	
18	17417-93910	GROMMET, PUMP CASE	1	
19	17563-93900	RUBBER, WATER TUBE, UPPER	1	
20	17400-90L01	KIT, WATER PUMP REPAIR	1	OPT

FIG.166A

FIG.166A (1-E-10) THROTTLE CONTROL (DT9.9A P40)

REF NO.	PART NO.	DESCRIPTION	Q'TY	REMARKS
1	19121-90L01	LEVER, THROTTLE	1	
2	19141-90L00	CAM, THROTTLE	1	
3	19811-95L00	LIMITER, THROTTLE	1	
4	19812-95L00	STOPPER, THROTTLE LIMITER	1	
5	09205-02006	SPRING PIN (2X12)	1	
6	09385-04003	CLIP	1	
7	09160-06066	WASHER (6.5X20X1.6)	1	
8	01550-06127	BOLT	1	
9	01550-05167	BOLT	2	
10	02112-05207	SCREW	1	
11	08322-01057	WASHER	1	
12	19132-94501	CONNECTOR	1	
13	09119-05010	PIVOT	2	
14	08310-00057	NUT	1	
15	08310-00057	NUT	1	

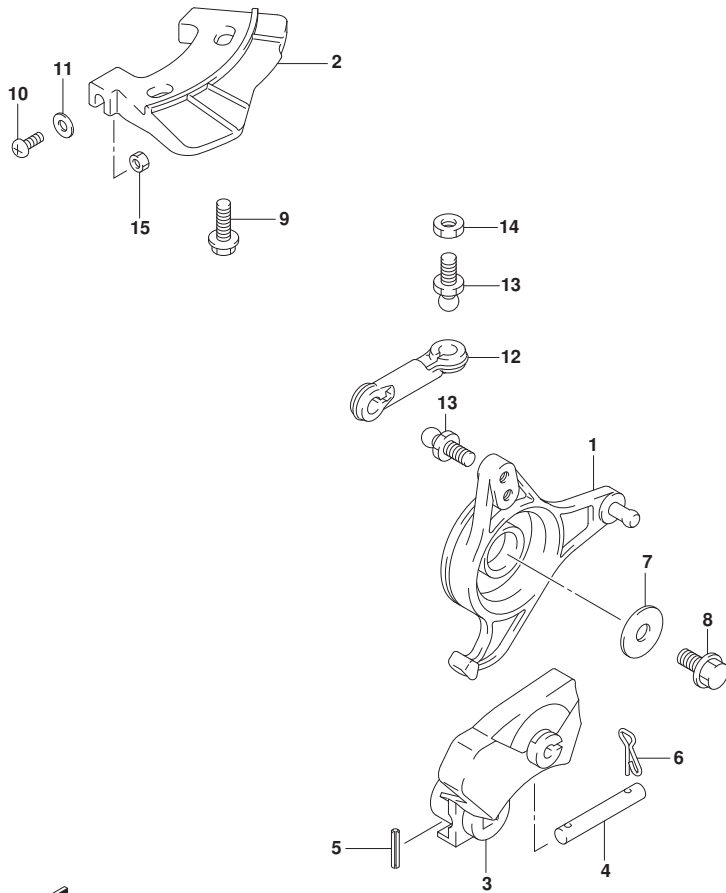


FIG.166B

FIG.166B (1-E-11) THROTTLE CONTROL (DT9.9A P36)

REF NO.	PART NO.	DESCRIPTION	Q'TY	REMARKS
1	19121-90L01	LEVER, THROTTLE	1	
2	19141-90L00	CAM, THROTTLE	1	
3	19811-95L00	LIMITER, THROTTLE	1	
4	19812-95L00	STOPPER, THROTTLE LIMITER	1	
5	09205-02006	SPRING PIN (2X12)	1	
6	09385-04003	CLIP	1	
7	09160-06066	WASHER (6.5X20X1.6)	1	
8	01550-06127	BOLT	1	
9	01550-05167	BOLT	2	
10	02112-05207	SCREW	1	
11	08322-01057	WASHER	1	
12	19132-94501	CONNECTOR	1	
13	09119-05010	PIVOT	2	
14	08310-00057	NUT	1	
15	08310-00057	NUT	1	

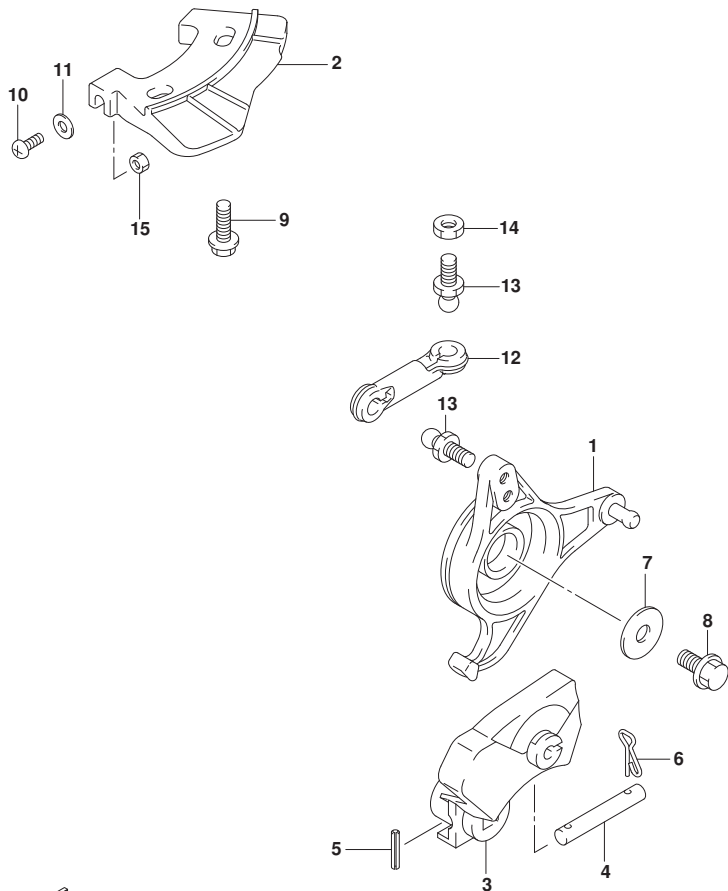


FIG.166C

FIG.166C (1-E-12) THROTTLE CONTROL (DT9.9AK P40)

REF NO.	PART NO.	DESCRIPTION	Q'TY	REMARKS
1	19121-90L01	LEVER, THROTTLE	1	
2	19141-93960	CAM, THROTTLE	1	
3	19811-95L00	LIMITER, THROTTLE	1	
4	19812-95L00	STOPPER, THROTTLE LIMITER	1	
5	09205-02006	SPRING PIN (2X12)	1	
6	09385-04003	CLIP	1	
7	09160-06066	WASHER (6.5X20X1.6)	1	
8	01550-06127	BOLT	1	
9	01550-05167	BOLT	2	
10	19132-95500	CONNECTOR	1	
11	09119-05010	PIVOT	2	
12	08310-00057	NUT	1	

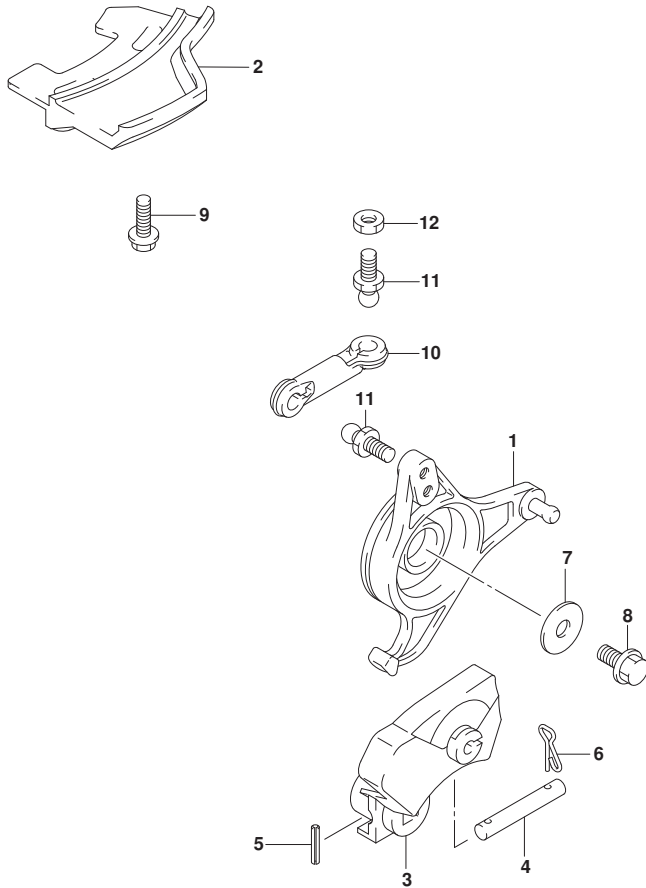


FIG.166D

FIG.166D (1-E-13) THROTTLE CONTROL (DT9.9AK P36)

REF NO.	PART NO.	DESCRIPTION	Q'TY	REMARKS
1	19121-90L01	LEVER, THROTTLE	1	
2	19141-93960	CAM, THROTTLE	1	
3	19811-95L00	LIMITER, THROTTLE	1	
4	19812-95L00	STOPPER, THROTTLE LIMITER	1	
5	09205-02006	SPRING PIN (2X12)	1	
6	09385-04003	CLIP	1	
7	09160-06066	WASHER (6.5X20X1.6)	1	
8	01550-06127	BOLT	1	
9	01550-05167	BOLT	2	
10	19132-95500	CONNECTOR	1	
11	09119-05010	PIVOT	2	
12	08310-00057	NUT	1	

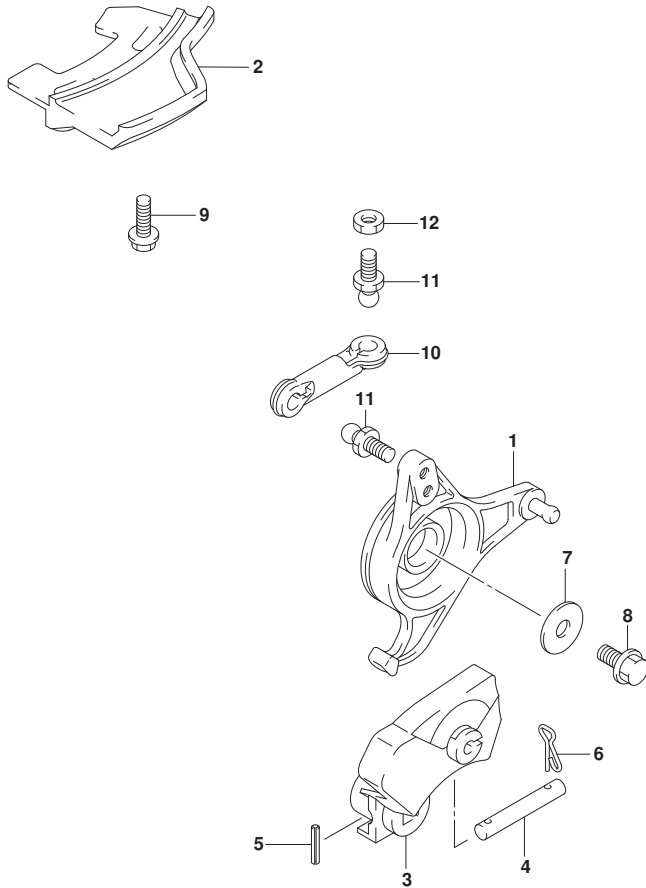


FIG.166E

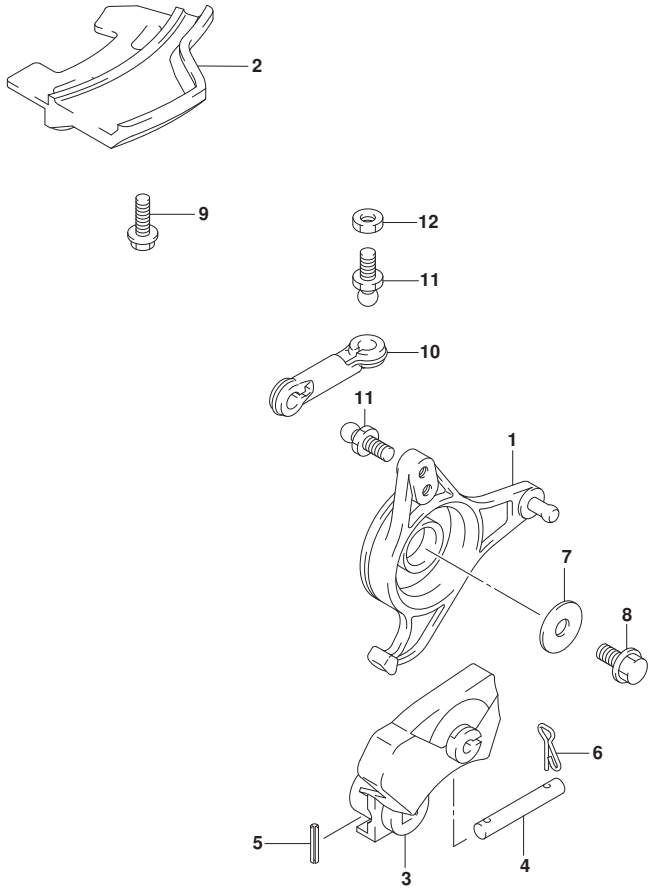


FIG.166E (1-E-14) THROTTLE CONTROL (DT15A P40)

REF NO.	PART NO.	DESCRIPTION	Q'TY	REMARKS
1	19121-90L01	LEVER, THROTTLE	1	
2	19141-90L00	CAM, THROTTLE	1	
3	19811-95L00	LIMITER, THROTTLE	1	
4	19812-95L00	STOPPER, THROTTLE LIMITER	1	
5	09205-02006	SPRING PIN (2X12)	1	
6	09385-04003	CLIP	1	
7	09160-06066	WASHER (6.5X20X1.6)	1	
8	01550-06127	BOLT	1	
9	01550-05167	BOLT	2	
10	19132-94501	CONNECTOR	1	
11	09119-05010	PIVOT	2	
12	08310-00057	NUT	1	



FIG.166F

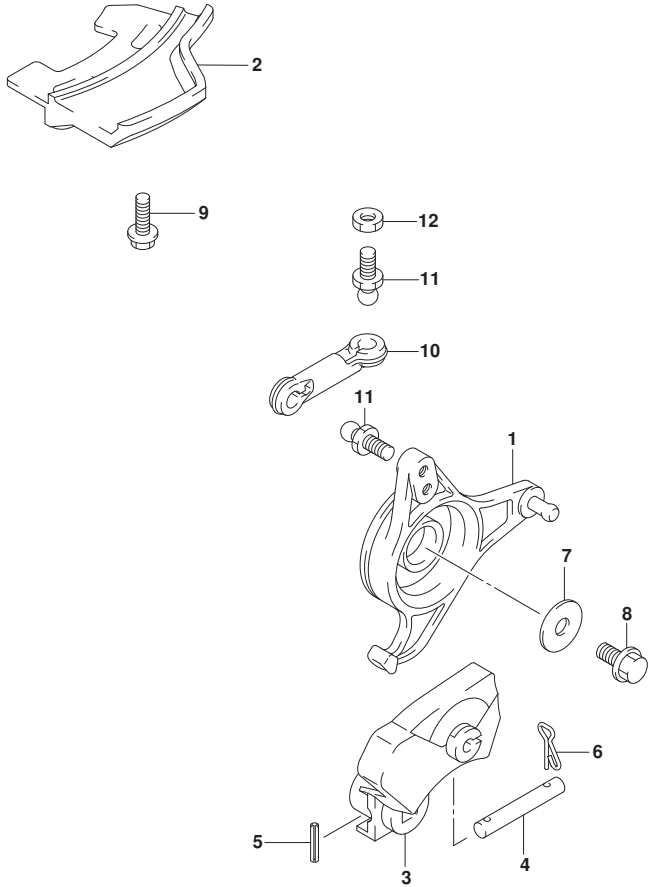


FIG.166F (1-E-15) THROTTLE CONTROL (DT15A P36)

REF NO.	PART NO.	DESCRIPTION	Q'TY	REMARKS
1	19121-90L01	LEVER, THROTTLE	1	
2	19141-90L00	CAM, THROTTLE	1	
3	19811-95L00	LIMITER, THROTTLE	1	
4	19812-95L00	STOPPER, THROTTLE LIMITER	1	
5	09205-02006	SPRING PIN (2X12)	1	
6	09385-04003	CLIP	1	
7	09160-06066	WASHER (6.5X20X1.6)	1	
8	01550-06127	BOLT	1	
9	01550-05167	BOLT	2	
10	19132-94501	CONNECTOR	1	
11	09119-05010	PIVOT	2	
12	08310-00057	NUT	1	

FIG.166G

FIG.166G (1-F-2) THROTTLE CONTROL (DT15AK P36)

REF NO.	PART NO.	DESCRIPTION	Q'TY	REMARKS
1	19121-90L01	LEVER, THROTTLE	1	
2	19141-93960	CAM, THROTTLE	1	
3	19811-95L00	LIMITER, THROTTLE	1	
4	19812-95L00	STOPPER, THROTTLE LIMITER	1	
5	09205-02006	SPRING PIN (2X12)	1	
6	09385-04003	CLIP	1	
7	09160-06066	WASHER (6.5X20X1.6)	1	
8	01550-06127	BOLT	1	
9	01550-05167	BOLT	2	
10	19132-95500	CONNECTOR	1	
11	09119-05010	PIVOT	2	
12	08310-00057	NUT	1	

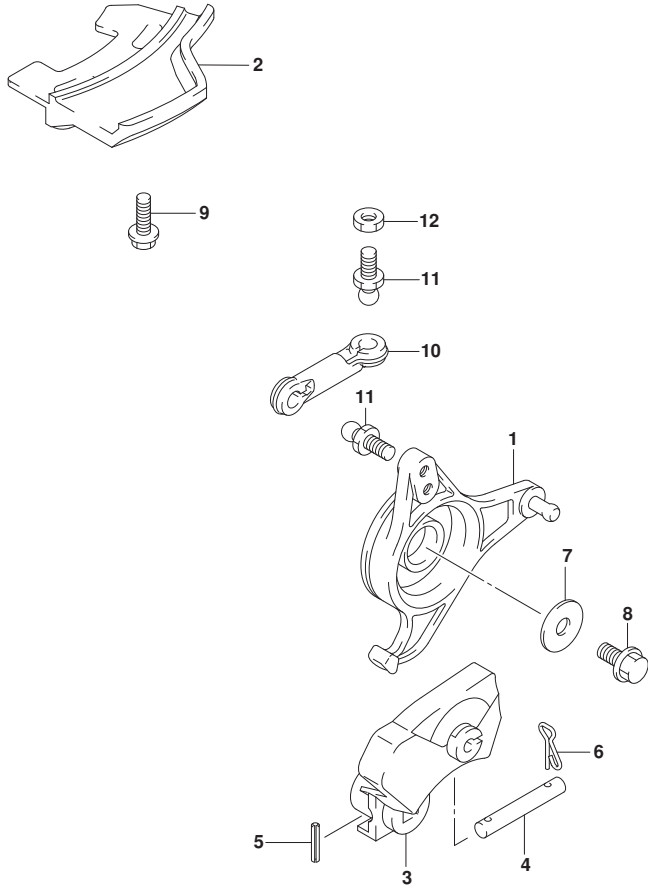


FIG.167A

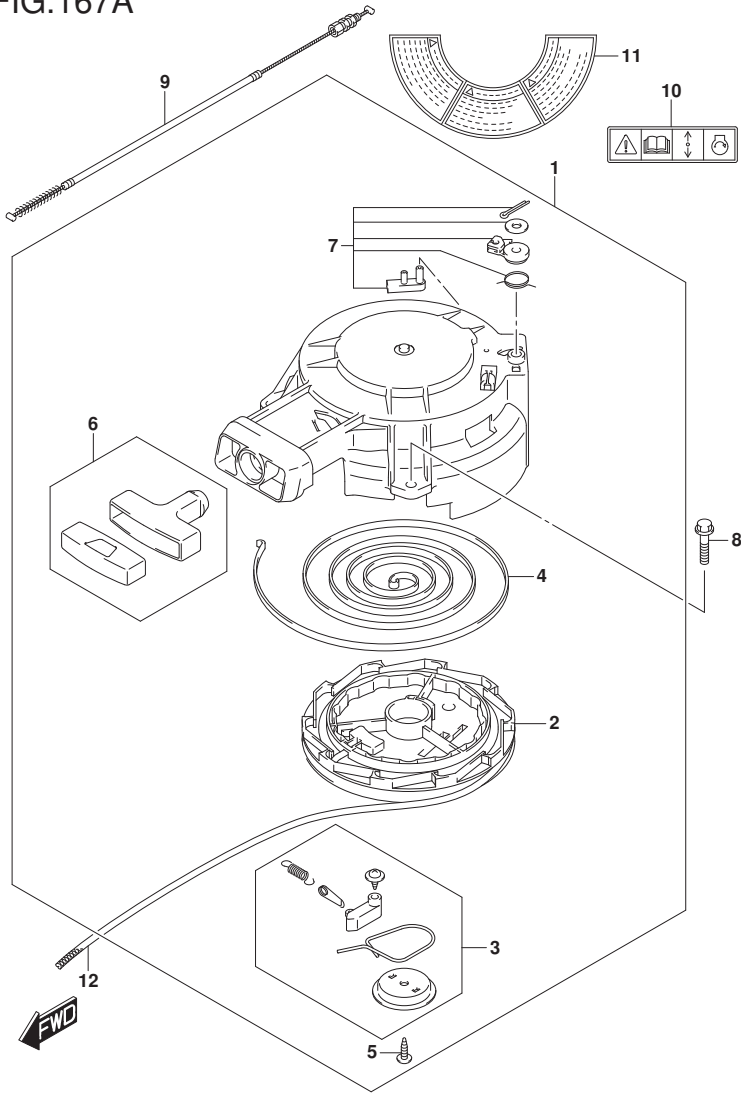


FIG.167A (1-F-3) RECOIL STARTER

REF NO.	PART NO.	DESCRIPTION	Q'TY	REMARKS
1	18100-90L10	STARTER ASSY, RECOIL	1	
2	18121-94JL0	.REEL	1	
3	18130-93E01	.RATCHET SET	1	
4	18142-93E00	.SPRING, SPIRAL	1	
5	18132-89L00	.SCREW, TAPPING	1	
6	18210-95L00	.GRIP ASSY	1	
7	18280-93E00	.NSI SET	1	
8	01550-06207	BOLT	3	
9	18290-90L00	CABLE ASSY, NSI	1	
10	69711-93E10	LABEL (S.I.G.P.)	1	
11	61472-94J00	LABEL, RECOIL STARTER	1	
12	99000-81159-50M	ROPE	1	OPT L:50000->1500

FIG.208A

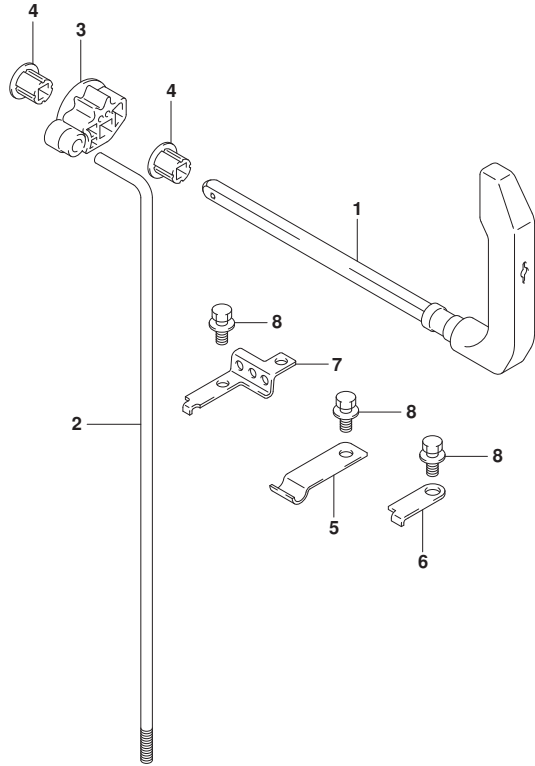


FIG.208A (1-F-4) CLUTCH LEVER (DT9.9A P40)

REF NO.	PART NO.	DESCRIPTION	Q'TY	REMARKS
1	21110-90L01	LEVER, CLUTCH	1	
2	23111-95L00	ROD, CLUTCH	1	
3	23211-95L00	ARM, CLUTCH ROD	1	
4	21221-95L00	BUSH, CLUTCH LEVER	2	
5	23213-95L00	SPRING, NOTCH PLATE	1	
6	21126-92D00	HOLDER, CLUTCH SHAFT	1	
7	21126-95L00	HOLDER, CLUTCH SHAFT	1	
8	09116-06225	BOLT (6X15)	3	

FIG.208B

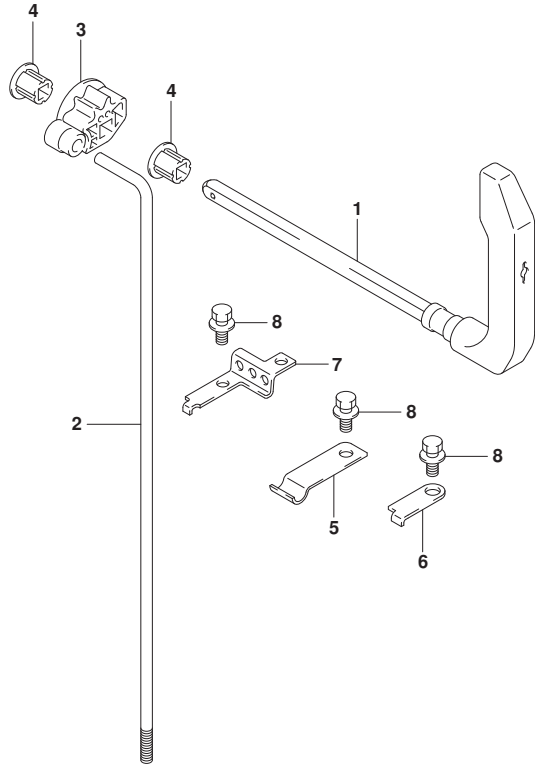


FIG.208B (1-F-5) CLUTCH LEVER (DT9.9A P36)

REF NO.	PART NO.	DESCRIPTION	Q'TY	REMARKS
1	21110-90L01	LEVER, CLUTCH	1	
2	23111-95L00	ROD, CLUTCH	1	
3	23211-95L00	ARM, CLUTCH ROD	1	
4	21221-95L00	BUSH, CLUTCH LEVER	2	
5	23213-95L00	SPRING, NOTCH PLATE	1	
6	21126-92D00	HOLDER, CLUTCH SHAFT	1	
7	21126-95L00	HOLDER, CLUTCH SHAFT	1	
8	09116-06225	BOLT (6X15)	3	

FIG.208C

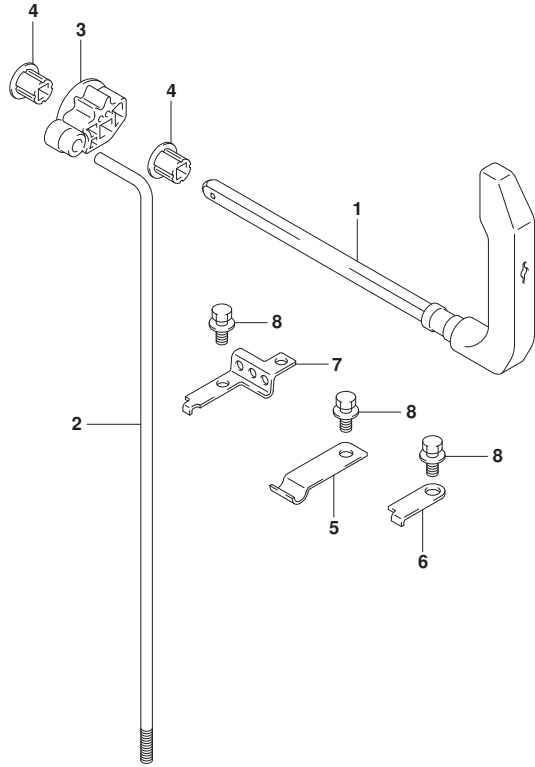


FIG.208C (1-F-6) CLUTCH LEVER (DT9.9AK P40)

REF NO.	PART NO.	DESCRIPTION	Q'TY	REMARKS
1	21110-90L01	LEVER, CLUTCH	1	
2	23111-95L00	ROD, CLUTCH	1	
3	23211-95L00	ARM, CLUTCH ROD	1	
4	21221-95L00	BUSH, CLUTCH LEVER	2	
5	23213-95L00	SPRING, NOTCH PLATE	1	
6	21126-92D00	HOLDER, CLUTCH SHAFT	1	
7	21126-95L00	HOLDER, CLUTCH SHAFT	1	
8	09116-06225	BOLT (6X15)	3	

FIG.208D

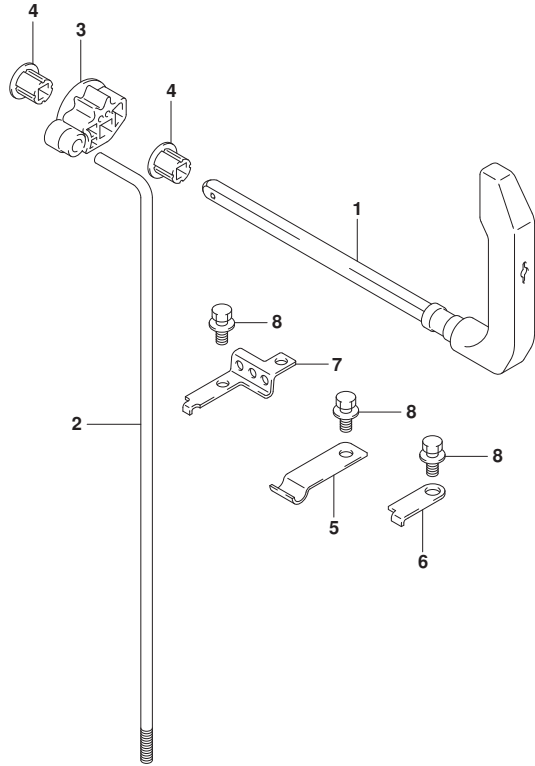


FIG.208D (1-F-7) CLUTCH LEVER (DT9.9AK P36)

REF NO.	PART NO.	DESCRIPTION	Q'TY	REMARKS
1	21110-90L01	LEVER, CLUTCH	1	
2	23111-95L00	ROD, CLUTCH	1	
3	23211-95L00	ARM, CLUTCH ROD	1	
4	21221-95L00	BUSH, CLUTCH LEVER	2	
5	23213-95L00	SPRING, NOTCH PLATE	1	
6	21126-92D00	HOLDER, CLUTCH SHAFT	1	
7	21126-95L00	HOLDER, CLUTCH SHAFT	1	
8	09116-06225	BOLT (6X15)	3	

FIG.208E

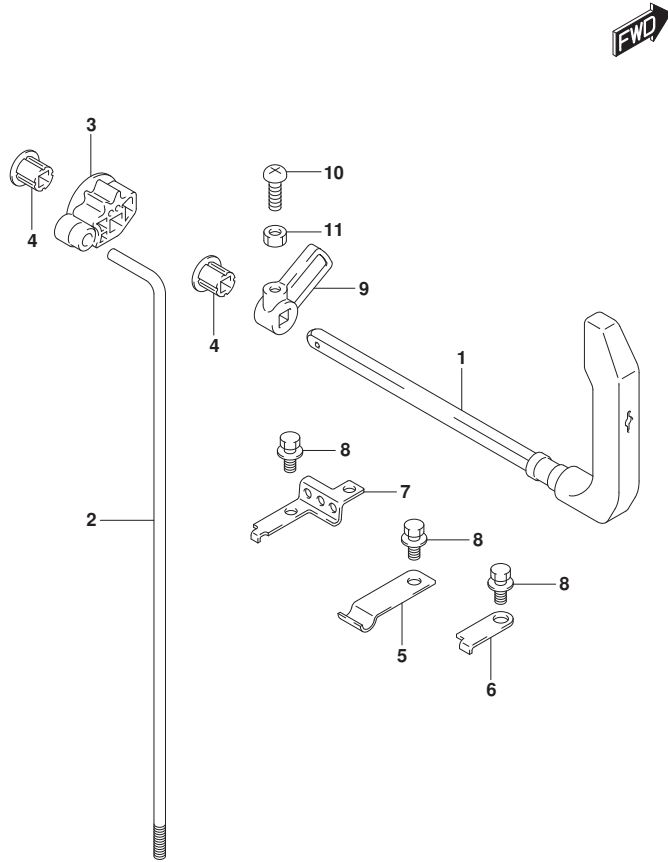


FIG.208E (1-F-8) CLUTCH LEVER (DT15A P40)

REF NO.	PART NO.	DESCRIPTION	Q'TY	REMARKS
1	21110-90L01	LEVER, CLUTCH	1	
2	23111-95L00	ROD, CLUTCH	1	
3	23211-95L00	ARM, CLUTCH ROD	1	
4	21221-95L00	BUSH, CLUTCH LEVER	2	
5	23213-95L00	SPRING, NOTCH PLATE	1	
6	21126-92D00	HOLDER, CLUTCH SHAFT	1	
7	21126-95L00	HOLDER, CLUTCH SHAFT	1	
8	09116-06225	BOLT (6X15)	3	
9	21313-93900	ARM, ELECTRICAL NSI	1	ELECTRIC STARTER
10	02112-05167	SCREW	1	ELECTRIC STARTER
11	08310-00057	NUT	1	ELECTRIC STARTER

FIG.208F

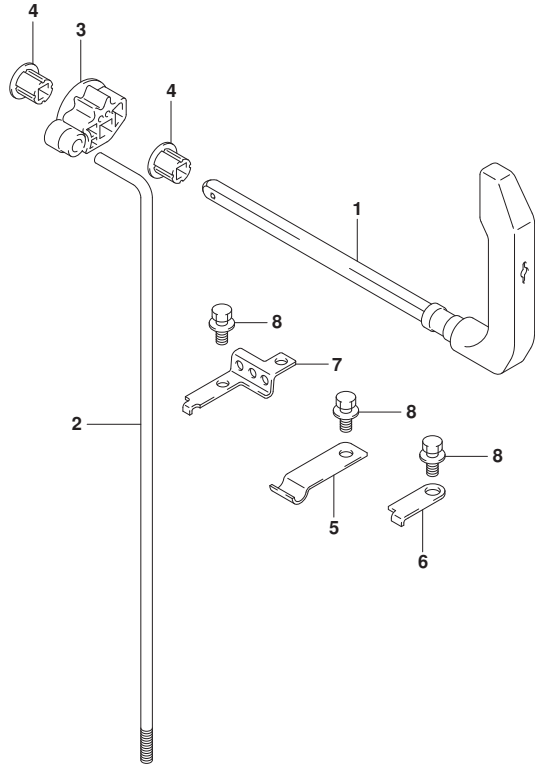


FIG.208F (1-F-9) CLUTCH LEVER (DT15A P36)

REF NO.	PART NO.	DESCRIPTION	Q'TY	REMARKS
1	21110-90L01	LEVER, CLUTCH	1	
2	23111-95L00	ROD, CLUTCH	1	
3	23211-95L00	ARM, CLUTCH ROD	1	
4	21221-95L00	BUSH, CLUTCH LEVER	2	
5	23213-95L00	SPRING, NOTCH PLATE	1	
6	21126-92D00	HOLDER, CLUTCH SHAFT	1	
7	21126-95L00	HOLDER, CLUTCH SHAFT	1	
8	09116-06225	BOLT (6X15)	3	

FIG.208G

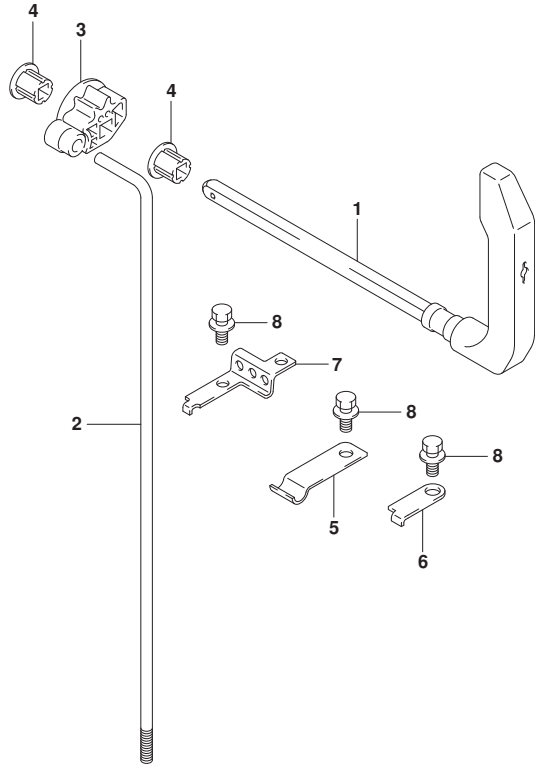


FIG.208G (1-F-10) CLUTCH LEVER (DT15AK P36)

REF NO.	PART NO.	DESCRIPTION	Q'TY	REMARKS
1	21110-90L01	LEVER, CLUTCH	1	
2	23111-95L00	ROD, CLUTCH	1	
3	23211-95L00	ARM, CLUTCH ROD	1	
4	21221-95L00	BUSH, CLUTCH LEVER	2	
5	23213-95L00	SPRING, NOTCH PLATE	1	
6	21126-92D00	HOLDER, CLUTCH SHAFT	1	
7	21126-95L00	HOLDER, CLUTCH SHAFT	1	
8	09116-06225	BOLT (6X15)	3	

FIG.210A

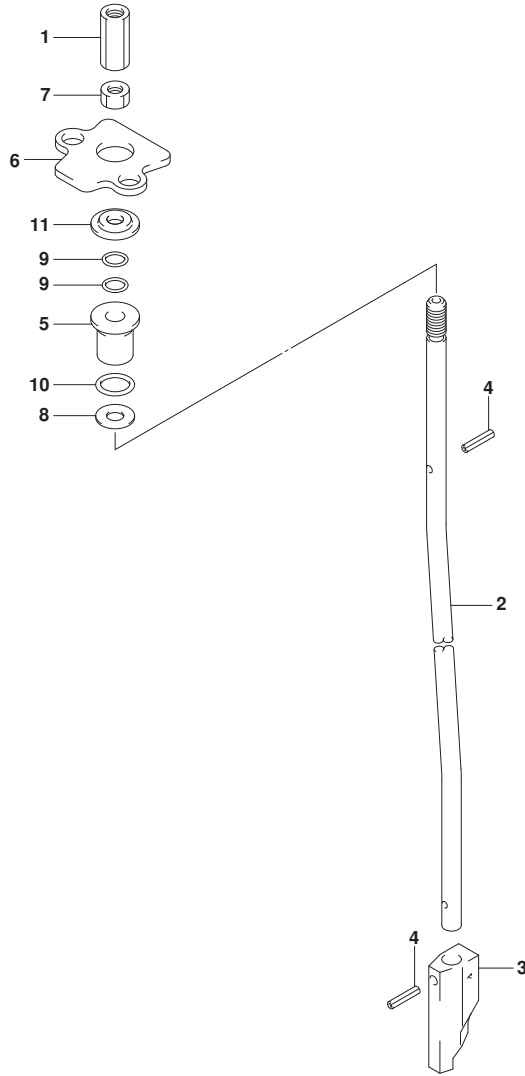


FIG.210A (1-F-11) SHIFT ROD (DT9.9A P40)

REF NO.	PART NO.	DESCRIPTION	Q'TY	REMARKS
1	23311-95J00	CONNECTOR, CLUTCH ROD	1	
2-1	25111-90L01	ROD, SHIFT (S)	1	TRANSOM (S)
2-2	25111-90L11	ROD, SHIFT (L)	1	TRANSOM (L)
3	25311-99J00	CAM, SHIFT	1	
4	09205-02004	SPRING PIN (2.5X12)	2	
5	25211-99JL0	GUIDE, SHIFT ROD	1	
6	25215-90L00	STOPPER, SHIFT ROD GUIDE	1	
7	29141-93J00	NUT, CLUTCH ROD (M6)	1	
8	09160-06082	WASHER (6.5X13X1.0)	1	
9	09280-06012	O RING (D:1.7,ID:5.8)	2	
10	09280-09012	O RING (D:2.3,ID:9)	1	
11	09289-06L02	DUST SEAL (5X17X3.5)	1	

FIG.210C

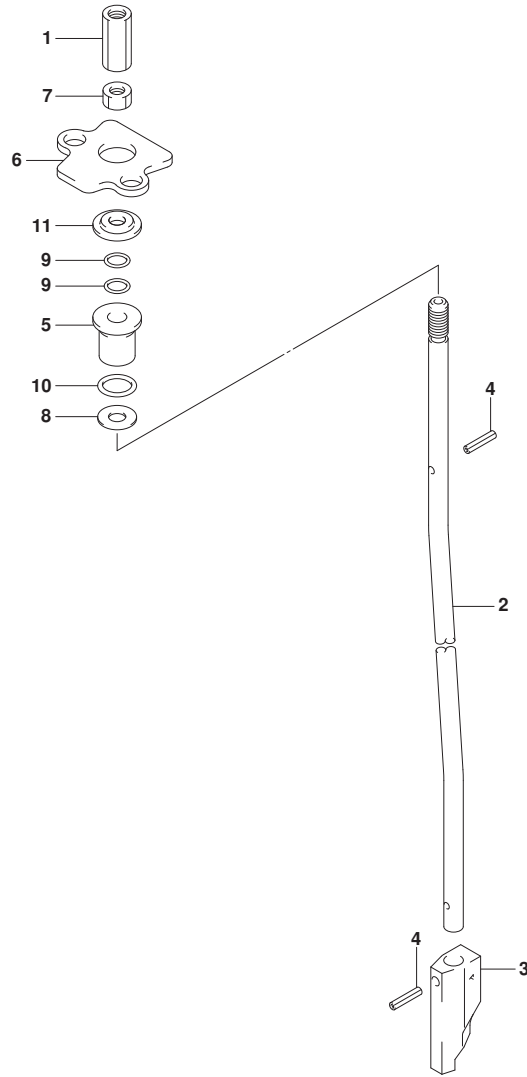


FIG.210C (1-F-13) SHIFT ROD (DT9.9AK P40)

REF NO.	PART NO.	DESCRIPTION	Q'TY	REMARKS
1	23311-95J00	CONNECTOR, CLUTCH ROD	1	
2	25111-90L11	ROD, SHIFT (L)	1	
3	25311-99J00	CAM, SHIFT	1	
4	09205-02004	SPRING PIN (2.5X12)	2	
5	25211-99JL0	GUIDE, SHIFT ROD	1	
6	25215-90L00	STOPPER, SHIFT ROD GUIDE	1	
7	29141-93J00	NUT, CLUTCH ROD (M6)	1	
8	09160-06082	WASHER (6.5X13X1.0)	1	
9	09280-06012	O RING (D:1.7,ID:5.8)	2	
10	09280-09012	O RING (D:2.3,ID:9)	1	
11	09289-06L02	DUST SEAL (5X17X3.5)	1	

FIG.210D

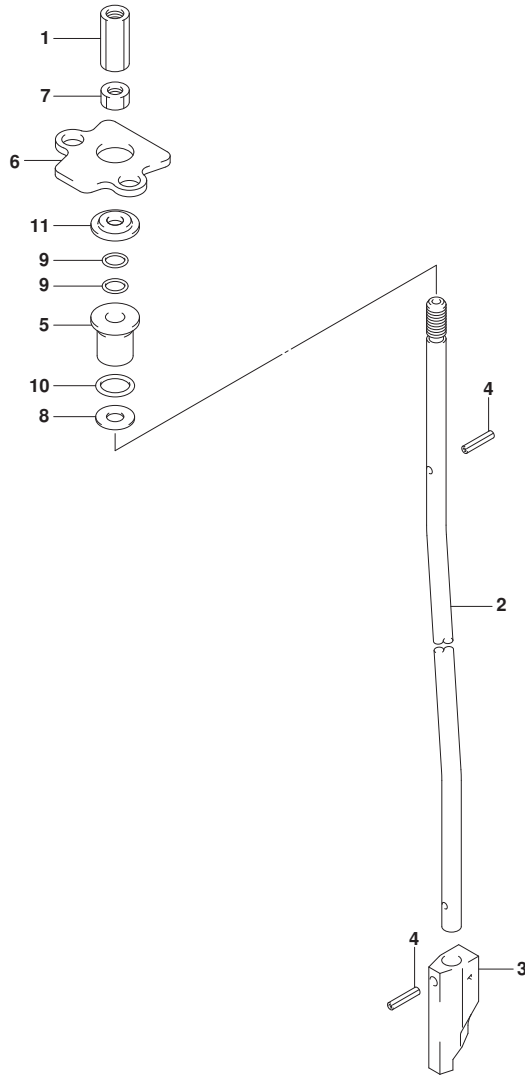


FIG.210D (1-F-14) SHIFT ROD (DT9.9AK P36)

REF NO.	PART NO.	DESCRIPTION	Q'TY	REMARKS
1	23311-95J00	CONNECTOR, CLUTCH ROD	1	
2-1	25111-90L01	ROD, SHIFT (S)	1	TRANSOM (S)
2-2	25111-90L11	ROD, SHIFT (L)	1	TRANSOM (L)
3	25311-99J00	CAM, SHIFT	1	
4	09205-02004	SPRING PIN (2.5X12)	2	
5	25211-99JL0	GUIDE, SHIFT ROD	1	
6	25215-90L00	STOPPER, SHIFT ROD GUIDE	1	
7	29141-93J00	NUT, CLUTCH ROD (M6)	1	
8	09160-06082	WASHER (6.5X13X1.0)	1	
9	09280-06012	O RING (D:1.7,ID:5.8)	2	
10	09280-09012	O RING (D:2.3,ID:9)	1	
11	09289-06L02	DUST SEAL (5X17X3.5)	1	

FIG.210F

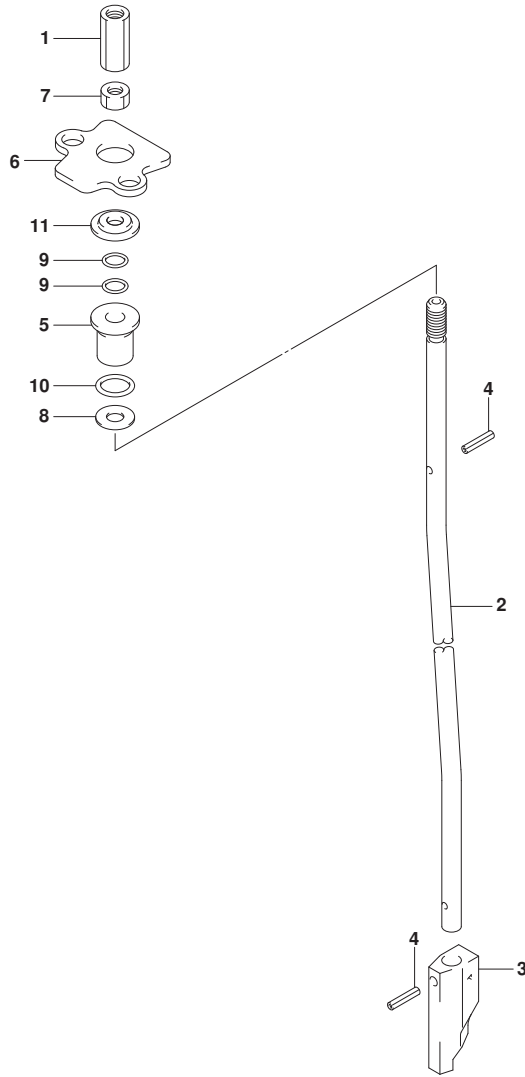


FIG.210F (1-G-2) SHIFT ROD (DT15A P36)

REF NO.	PART NO.	DESCRIPTION	Q'TY	REMARKS
1	23311-95J00	CONNECTOR, CLUTCH ROD	1	
2-1	25111-90L01	ROD, SHIFT (S)	1	TRANSOM (S)
2-2	25111-90L11	ROD, SHIFT (L)	1	TRANSOM (L)
3	25311-99J00	CAM, SHIFT	1	
4	09205-02004	SPRING PIN (2.5X12)	2	
5	25211-99JL0	GUIDE, SHIFT ROD	1	
6	25215-90L00	STOPPER, SHIFT ROD GUIDE	1	
7	29141-93J00	NUT, CLUTCH ROD (M6)	1	
8	09160-06082	WASHER (6.5X13X1.0)	1	
9	09280-06012	O RING (D:1.7,ID:5.8)	2	
10	09280-09012	O RING (D:2.3,ID:9)	1	
11	09289-06L02	DUST SEAL (5X17X3.5)	1	

FIG.210G

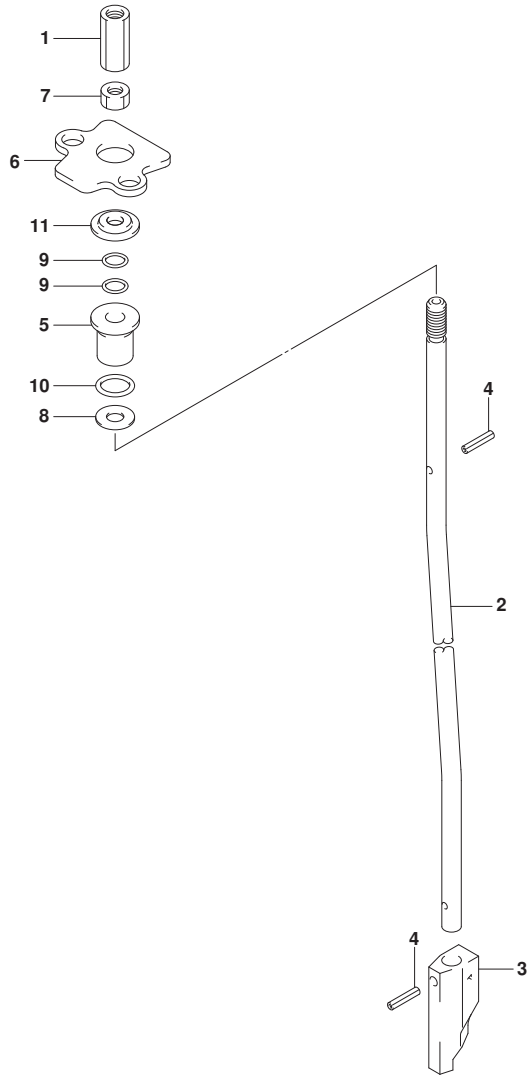
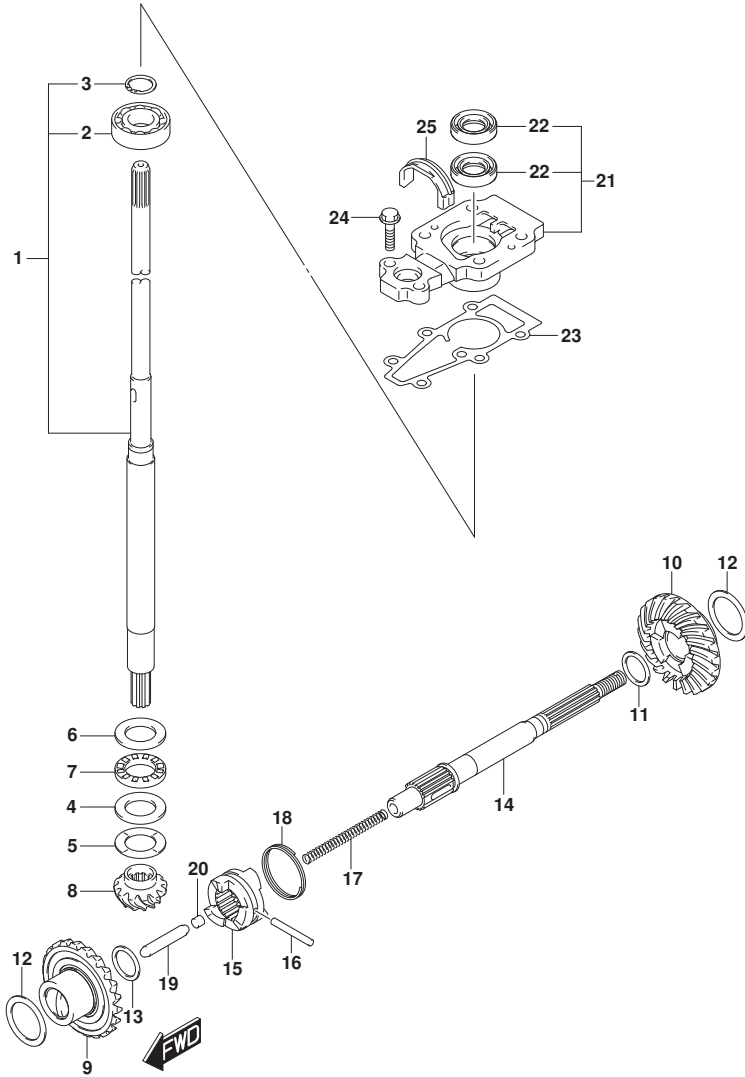


FIG.210G (1-G-3) SHIFT ROD (DT15AK P36)

REF NO.	PART NO.	DESCRIPTION	Q'TY	REMARKS
1	23311-95J00	CONNECTOR, CLUTCH ROD	1	
2-1	25111-90L01	ROD, SHIFT (S)	1	TRANSOM (S)
2-2	25111-90L11	ROD, SHIFT (L)	1	TRANSOM (L)
3	25311-99J00	CAM, SHIFT	1	
4	09205-02004	SPRING PIN (2.5X12)	2	
5	25211-99JL0	GUIDE, SHIFT ROD	1	
6	25215-90L00	STOPPER, SHIFT ROD GUIDE	1	
7	29141-93J00	NUT, CLUTCH ROD (M6)	1	
8	09160-06082	WASHER (6.5X13X1.0)	1	
9	09280-06012	O RING (D:1.7,ID:5.8)	2	
10	09280-09012	O RING (D:2.3,ID:9)	1	
11	09289-06L02	DUST SEAL (5X17X3.5)	1	

FIG.220A



DT9.9A_15A_P40_015_220A
TRANSMISSION

FIG.220A (1-G-4) TRANSMISSION (DT9.9A P40)

REF NO.	PART NO.	DESCRIPTION	Q'TY	REMARKS
1-1	57100-90L40	SHAFT ASSY, DRIVE (S)	1	W/TRANSOM(S)
1-2	57100-90L30	SHAFT ASSY, DRIVE (L)	1	W/TRANSOM(L)
2	08110-60020	.BEARING	1	
3	09380-15001	.SNAP RING	1	
4	09160-20027	WASHER (20X35X2.75)	1	
5-1	09181-20251	SHIM (T:1.0)	1	
5-2	09160-20042	SHIM (T:1.1)	1	
5-3	09160-20043	SHIM (T:1.2)	1	
5-4	09160-20044	SHIM (T:1.3)	1	
5-5	09181-20244	SHIM (T:0.7)	1	
5-6	09181-20246	SHIM (T:0.8)	1	
5-7	09181-20248	SHIM (T:0.9)	1	
6	09160-21009	WASHER (21X35X2.75)	1	
7	09263-20L04	BEARING (20X35X4.5)	1	
8	57311-90L00	PINION	1	
9	57510-90L00	GEAR, FORWARD (NT:23)	1	
10	57521-90L00	GEAR, REVERSE (NT:23)	1	
11-1	09160-17024	WASHER (T:1.1)	1	REV
11-2	09160-17039	WASHER (T:1.2)	1	REV
11-3	09160-17025	WASHER (T:1.3)	1	REV
11-4	09160-17040	WASHER (T:1.4)	1	REV
11-5	09160-17026	WASHER (T:1.5)	1	REV
11-6	09160-17041	WASHER (T:1.6)	1	REV
11-7	09160-17027	WASHER (T:1.7)	1	REV
11-8	09160-17042	WASHER (T:1.8)	1	REV
11-9	09160-17028	WASHER (T:1.9)	1	REV
12-1	09181-25160	SHIM (T:0.7)	2	
12-2	09181-25162	SHIM (T:0.8)	2	
12-3	09181-25164	SHIM (T:0.9)	2	
12-4	09160-25040	SHIM (T:1.0)	2	
12-5	09160-25041	SHIM (T:1.1)	2	
12-6	09160-25042	SHIM (T:1.2)	2	
12-7	09181-25181	SHIM (T:1.3)	2	
13	09181-15156	SHIM (T:1.5)	1	FWD

DT9. 9A_15A_P40_015

FIG.220A

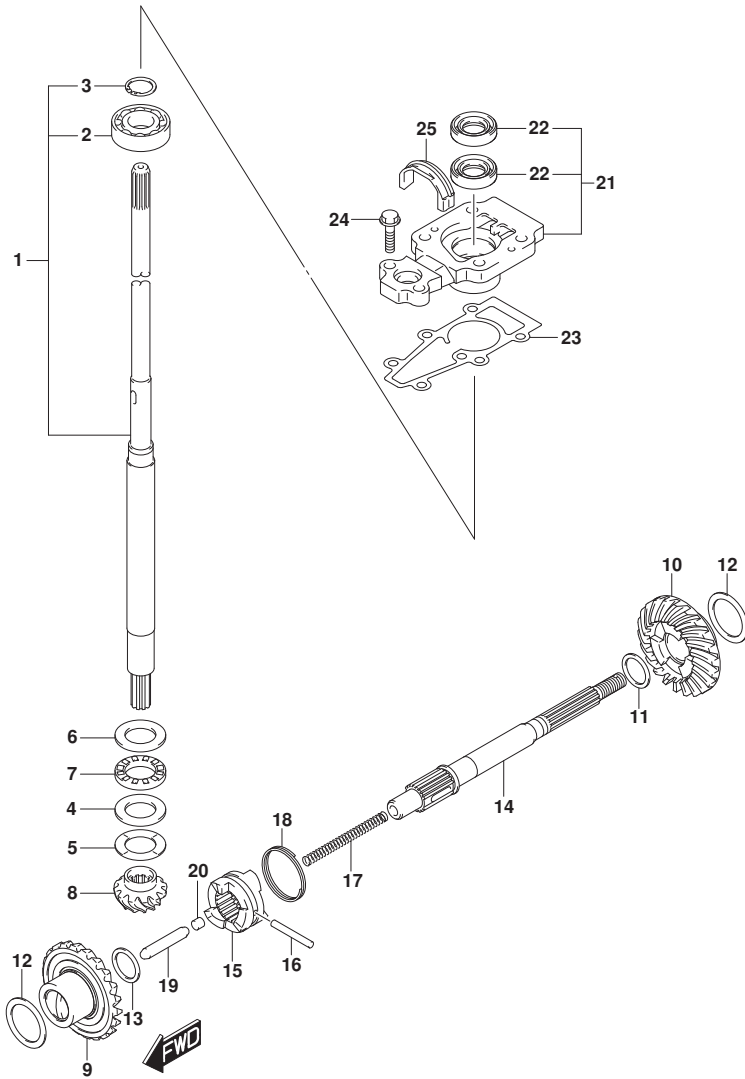


FIG.220A (1-G-5) TRANSMISSION (DT9.9A P40)

REF NO.	PART NO.	DESCRIPTION	Q'TY	REMARKS
14	57610-99JL0	SHAFT, PROPELLER	1	
15	57621-90L10	SHIFTER, CLUTCH DOG	1	
16	09202-04025	PIN (4X31)	1	
17	59441-94J00	SPRING, RETURN	1	
18	59441-99J00	SPRING, DOG	1	
19	57631-93901	ROD, PUSH	1	
20	57632-98501	PIN (6X6)	1	
21	56130-90L00	HOUSING, DRIVE SHAFT	1	
22	09282-13L01	.OIL SEAL (12.5X25X7)	2	
23	56132-99J10	GASKET, DRIVE SHAFT BRG HSG	1	
24	09116-06229	BOLT (6X25)	2	
25	55332-90L00	RUBBER, EXHAUST SEAL	1	

FIG.220B

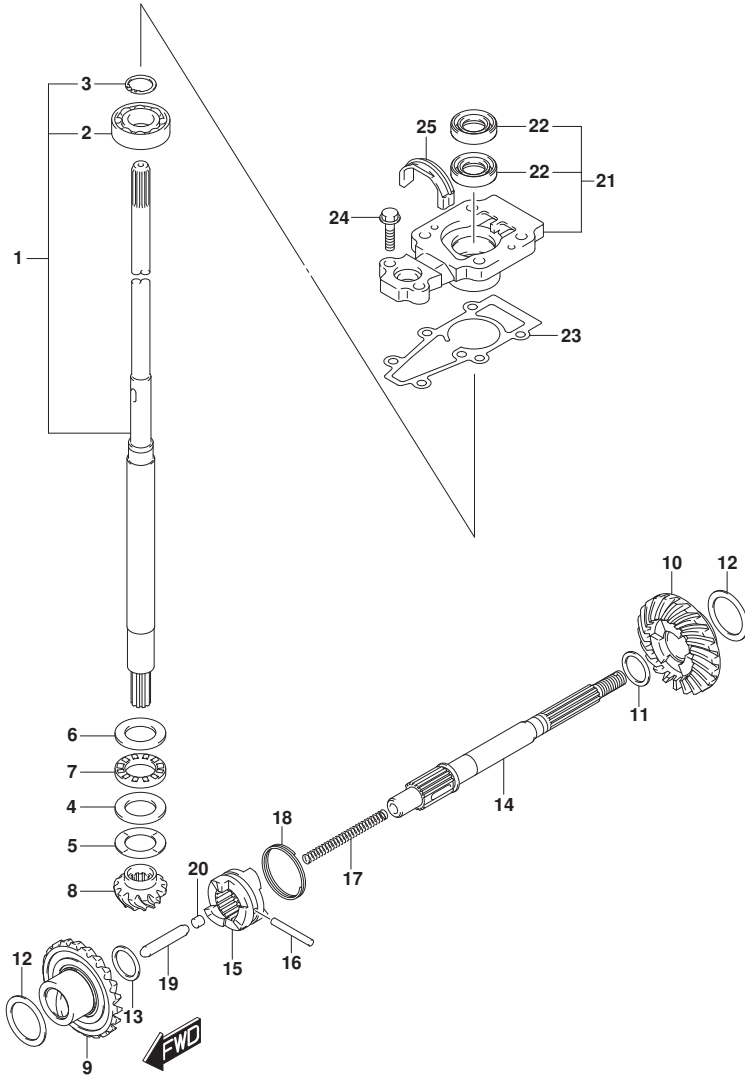


FIG.220B (1-G-6) TRANSMISSION (DT9.9A P36)

REF NO.	PART NO.	DESCRIPTION	Q'TY	REMARKS
1-1	57100-90L40	SHAFT ASSY, DRIVE (S)	1	W/TRANSOM(S)
1-2	57100-90L30	SHAFT ASSY, DRIVE (L)	1	W/TRANSOM(L)
2	08110-60020	.BEARING	1	
3	09380-15001	.SNAP RING	1	
4	09160-20027	WASHER (20X35X2.75)	1	
5-1	09181-20251	SHIM (T:1.0)	1	
5-2	09160-20042	SHIM (T:1.1)	1	
5-3	09160-20043	SHIM (T:1.2)	1	
5-4	09160-20044	SHIM (T:1.3)	1	
5-5	09181-20244	SHIM (T:0.7)	1	
5-6	09181-20246	SHIM (T:0.8)	1	
5-7	09181-20248	SHIM (T:0.9)	1	
6	09160-21009	WASHER (21X35X2.75)	1	
7	09263-20L04	BEARING (20X35X4.5)	1	
8	57311-90L00	PINION	1	
9	57510-90L00	GEAR, FORWARD (NT:23)	1	
10	57521-90L00	GEAR, REVERSE (NT:23)	1	
11-1	09160-17024	WASHER (T:1.1)	1	REV
11-2	09160-17039	WASHER (T:1.2)	1	REV
11-3	09160-17025	WASHER (T:1.3)	1	REV
11-4	09160-17040	WASHER (T:1.4)	1	REV
11-5	09160-17026	WASHER (T:1.5)	1	REV
11-6	09160-17041	WASHER (T:1.6)	1	REV
11-7	09160-17027	WASHER (T:1.7)	1	REV
11-8	09160-17042	WASHER (T:1.8)	1	REV
11-9	09160-17028	WASHER (T:1.9)	1	REV
12-1	09181-25160	SHIM (T:0.7)	2	
12-2	09181-25162	SHIM (T:0.8)	2	
12-3	09181-25164	SHIM (T:0.9)	2	
12-4	09160-25040	SHIM (T:1.0)	2	
12-5	09160-25041	SHIM (T:1.1)	2	
12-6	09160-25042	SHIM (T:1.2)	2	
12-7	09181-25181	SHIM (T:1.3)	2	
13	09181-15156	SHIM (T:1.5)	1	FWD

FIG.220B

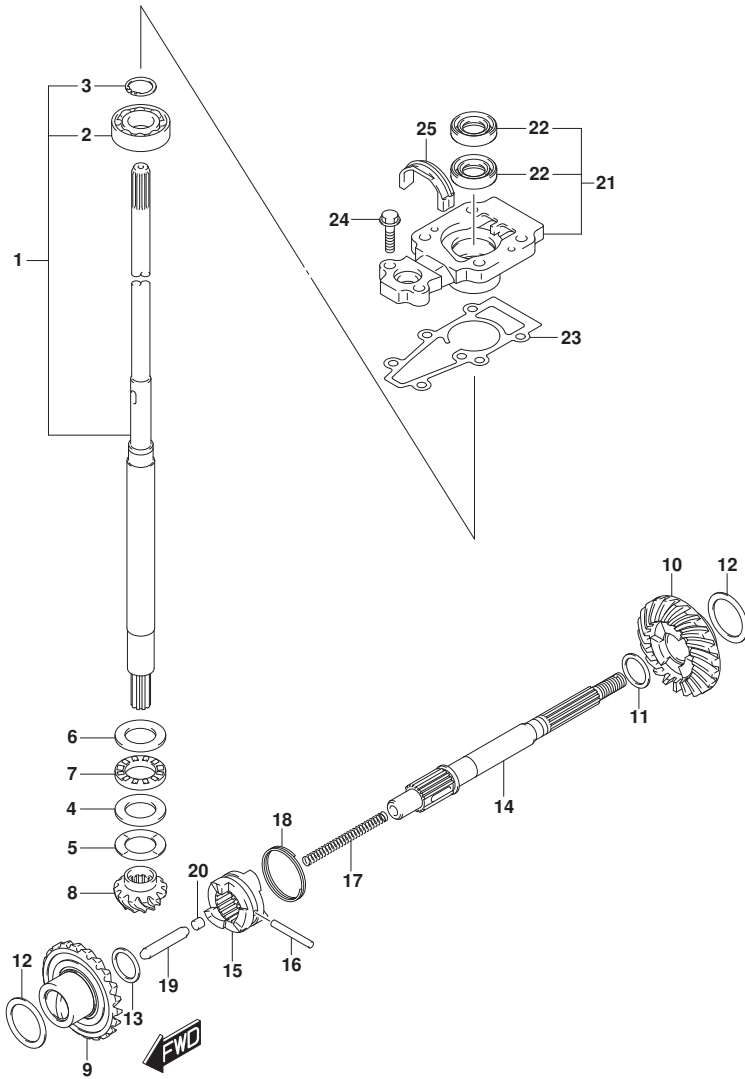
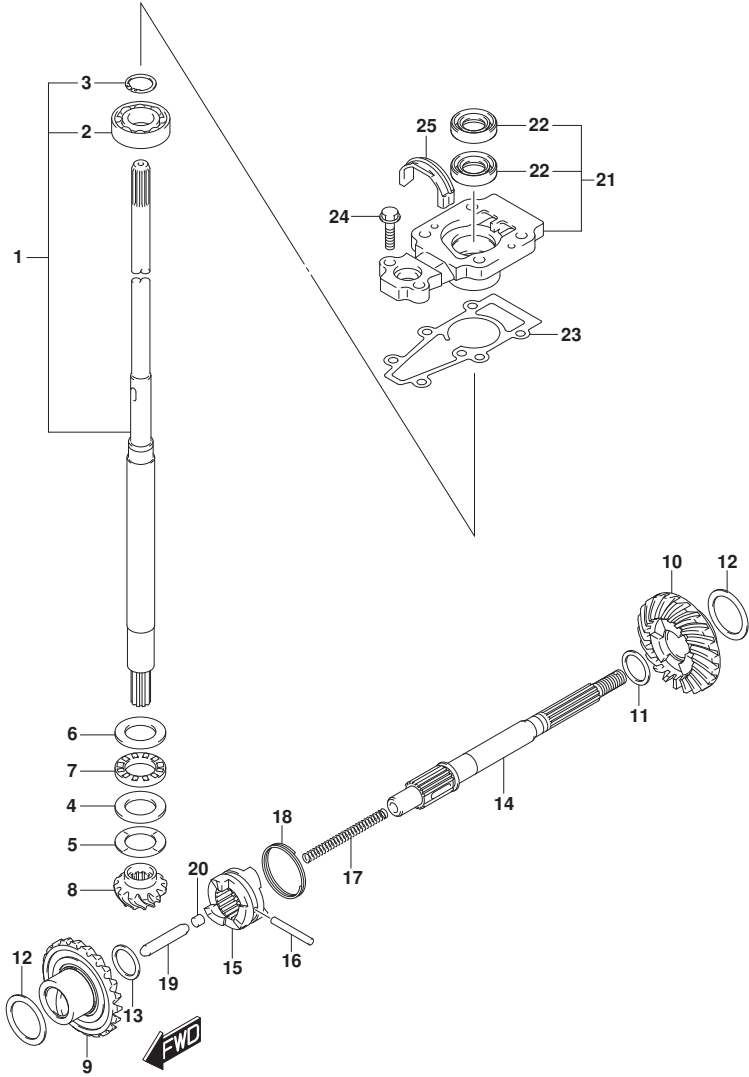


FIG.220B (1-G-7) TRANSMISSION (DT9.9A P36)

REF NO.	PART NO.	DESCRIPTION	Q'TY	REMARKS
14	57610-99JL0	SHAFT, PROPELLER	1	
15	57621-90L10	SHIFTER, CLUTCH DOG	1	
16	09202-04025	PIN (4X31)	1	
17	59441-94J00	SPRING, RETURN	1	
18	59441-99J00	SPRING, DOG	1	
19	57631-93901	ROD, PUSH	1	
20	57632-98501	PIN (6X6)	1	
21	56130-90L00	HOUSING, DRIVE SHAFT	1	
22	09282-13L01	.OIL SEAL (12.5X25X7)	2	
23	56132-99J10	GASKET, DRIVE SHAFT BRG HSG	1	
24	09116-06229	BOLT (6X25)	2	
25	55332-90L00	RUBBER, EXHAUST SEAL	1	

FIG.220C



DT9.9A_15A_P40_015_220C
TRANSMISSION

FIG.220C (1-G-8) TRANSMISSION (DT9.9AK P40)

REF NO.	PART NO.	DESCRIPTION	Q'TY	REMARKS
1	57100-90L30	SHAFT ASSY, DRIVE (L)	1	
2	08110-60020	.BEARING	1	
3	09380-15001	.SNAP RING	1	
4	09160-20027	WASHER (20X35X2.75)	1	
5-1	09181-20251	SHIM (T:1.0)	1	
5-2	09160-20042	SHIM (T:1.1)	1	
5-3	09160-20043	SHIM (T:1.2)	1	
5-4	09160-20044	SHIM (T:1.3)	1	
5-5	09181-20244	SHIM (T:0.7)	1	
5-6	09181-20246	SHIM (T:0.8)	1	
5-7	09181-20248	SHIM (T:0.9)	1	
6	09160-21009	WASHER (21X35X2.75)	1	
7	09263-20L04	BEARING (20X35X4.5)	1	
8	57311-90L00	PINION	1	
9	57510-90L00	GEAR, FORWARD (NT:23)	1	
10	57521-90L00	GEAR, REVERSE (NT:23)	1	
11-1	09160-17024	WASHER (T:1.1)	1	REV
11-2	09160-17039	WASHER (T:1.2)	1	REV
11-3	09160-17025	WASHER (T:1.3)	1	REV
11-4	09160-17040	WASHER (T:1.4)	1	REV
11-5	09160-17026	WASHER (T:1.5)	1	REV
11-6	09160-17041	WASHER (T:1.6)	1	REV
11-7	09160-17027	WASHER (T:1.7)	1	REV
11-8	09160-17042	WASHER (T:1.8)	1	REV
11-9	09160-17028	WASHER (T:1.9)	1	REV
12-1	09181-25160	SHIM (T:0.7)	2	
12-2	09181-25162	SHIM (T:0.8)	2	
12-3	09181-25164	SHIM (T:0.9)	2	
12-4	09160-25040	SHIM (T:1.0)	2	
12-5	09160-25041	SHIM (T:1.1)	2	
12-6	09160-25042	SHIM (T:1.2)	2	
12-7	09181-25181	SHIM (T:1.3)	2	
13	09181-15156	SHIM (T:1.5)	1	FWD

DT9. 9A_15A_P40_015

FIG.220C

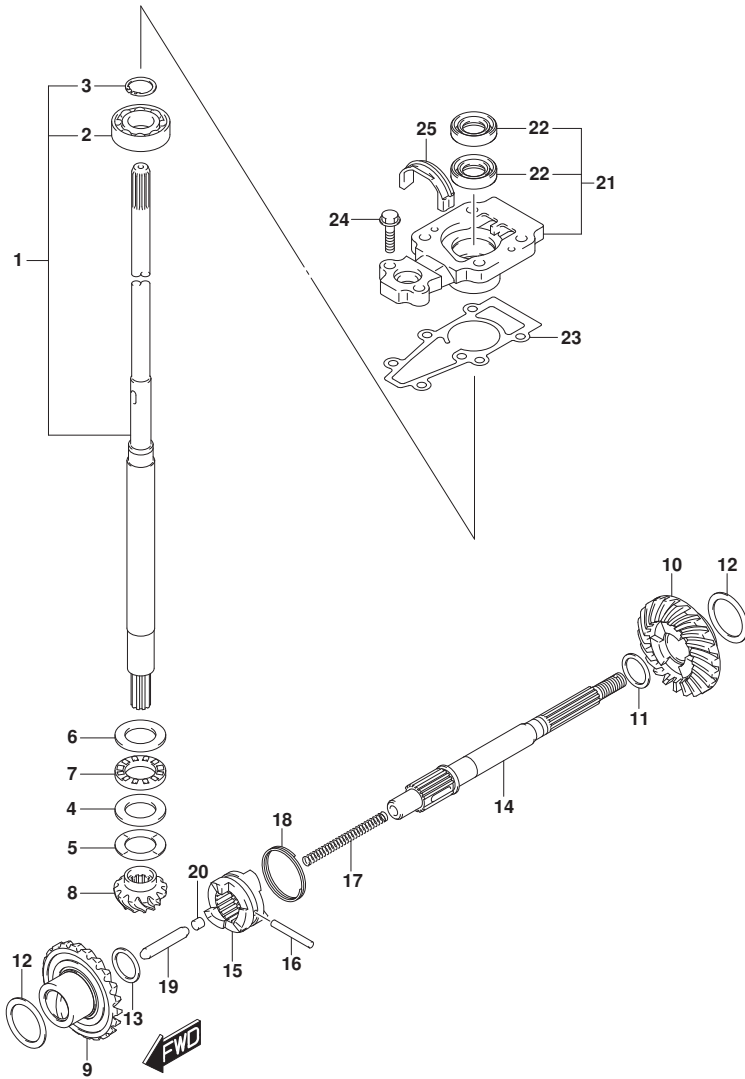
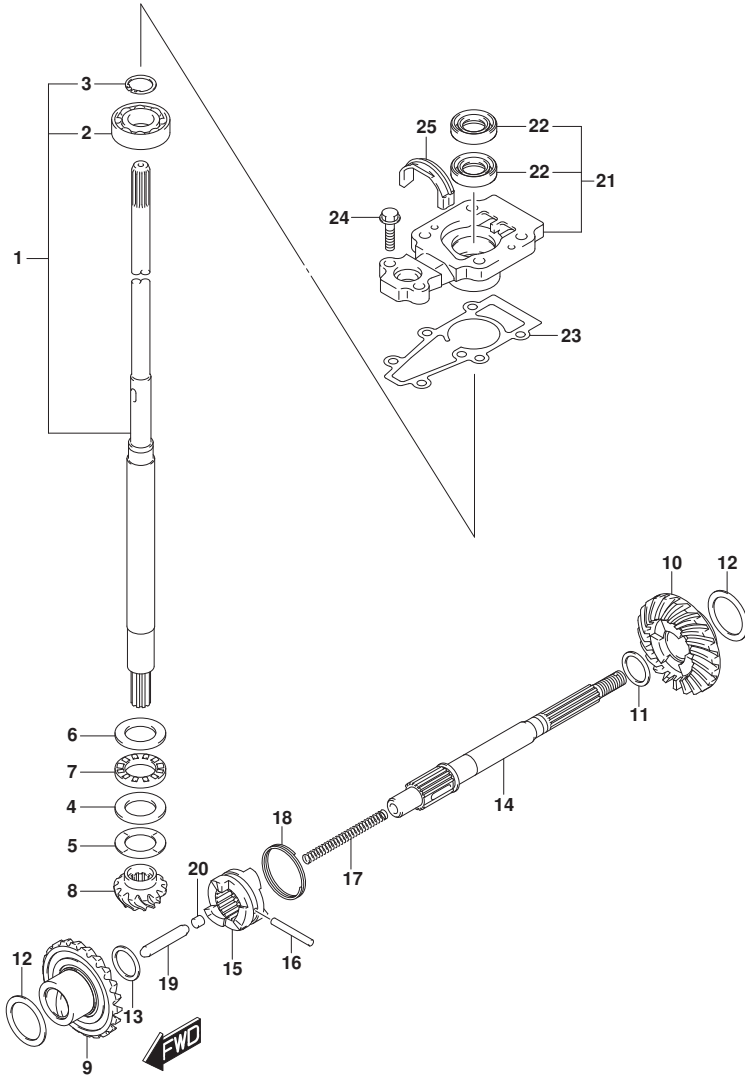


FIG.220C (1-G-9) TRANSMISSION (DT9.9AK P40)

REF NO.	PART NO.	DESCRIPTION	Q'TY	REMARKS
14	57610-99JL0	SHAFT, PROPELLER	1	
15	57621-90L10	SHIFTER, CLUTCH DOG	1	
16	09202-04025	PIN (4X31)	1	
17	59441-94J00	SPRING, RETURN	1	
18	59441-99J00	SPRING, DOG	1	
19	57631-93901	ROD, PUSH	1	
20	57632-98501	PIN (6X6)	1	
21	56130-90L00	HOUSING, DRIVE SHAFT	1	
22	09282-13L01	.OIL SEAL (12.5X25X7)	2	
23	56132-99J10	GASKET, DRIVE SHAFT BRG HSG	1	
24	09116-06229	BOLT (6X25)	2	
25	55332-90L00	RUBBER, EXHAUST SEAL	1	

FIG.220D



DT9.9A_15A_P40_015_220D
TRANSMISSION

FIG.220D (1-G-10) TRANSMISSION (DT9.9AK P36)

REF NO.	PART NO.	DESCRIPTION	Q'TY	REMARKS
1-1	57100-90L40	SHAFT ASSY, DRIVE (S)	1	W/TRANSOM(S)
1-2	57100-90L30	SHAFT ASSY, DRIVE (L)	1	W/TRANSOM(L)
2	08110-60020	.BEARING	1	
3	09380-15001	.SNAP RING	1	
4	09160-20027	WASHER (20X35X2.75)	1	
5-1	09181-20251	SHIM (T:1.0)	1	
5-2	09160-20042	SHIM (T:1.1)	1	
5-3	09160-20043	SHIM (T:1.2)	1	
5-4	09160-20044	SHIM (T:1.3)	1	
5-5	09181-20244	SHIM (T:0.7)	1	
5-6	09181-20246	SHIM (T:0.8)	1	
5-7	09181-20248	SHIM (T:0.9)	1	
6	09160-21009	WASHER (21X35X2.75)	1	
7	09263-20L04	BEARING (20X35X4.5)	1	
8	57311-90L00	PINION	1	
9	57510-90L00	GEAR, FORWARD (NT:23)	1	
10	57521-90L00	GEAR, REVERSE (NT:23)	1	
11-1	09160-17024	WASHER (T:1.1)	1	REV
11-2	09160-17039	WASHER (T:1.2)	1	REV
11-3	09160-17025	WASHER (T:1.3)	1	REV
11-4	09160-17040	WASHER (T:1.4)	1	REV
11-5	09160-17026	WASHER (T:1.5)	1	REV
11-6	09160-17041	WASHER (T:1.6)	1	REV
11-7	09160-17027	WASHER (T:1.7)	1	REV
11-8	09160-17042	WASHER (T:1.8)	1	REV
11-9	09160-17028	WASHER (T:1.9)	1	REV
12-1	09181-25160	SHIM (T:0.7)	2	
12-2	09181-25162	SHIM (T:0.8)	2	
12-3	09181-25164	SHIM (T:0.9)	2	
12-4	09160-25040	SHIM (T:1.0)	2	
12-5	09160-25041	SHIM (T:1.1)	2	
12-6	09160-25042	SHIM (T:1.2)	2	
12-7	09181-25181	SHIM (T:1.3)	2	
13	09181-15156	SHIM (T:1.5)	1	FWD

DT9. 9A_15A_P40_015

FIG.220D

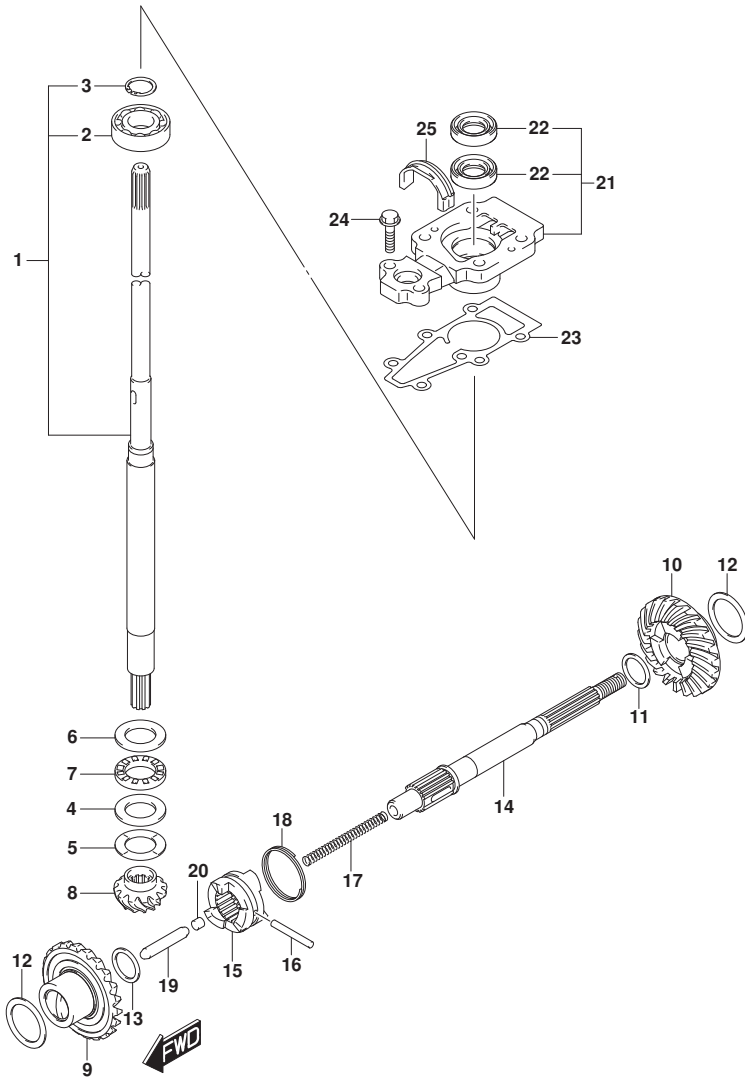
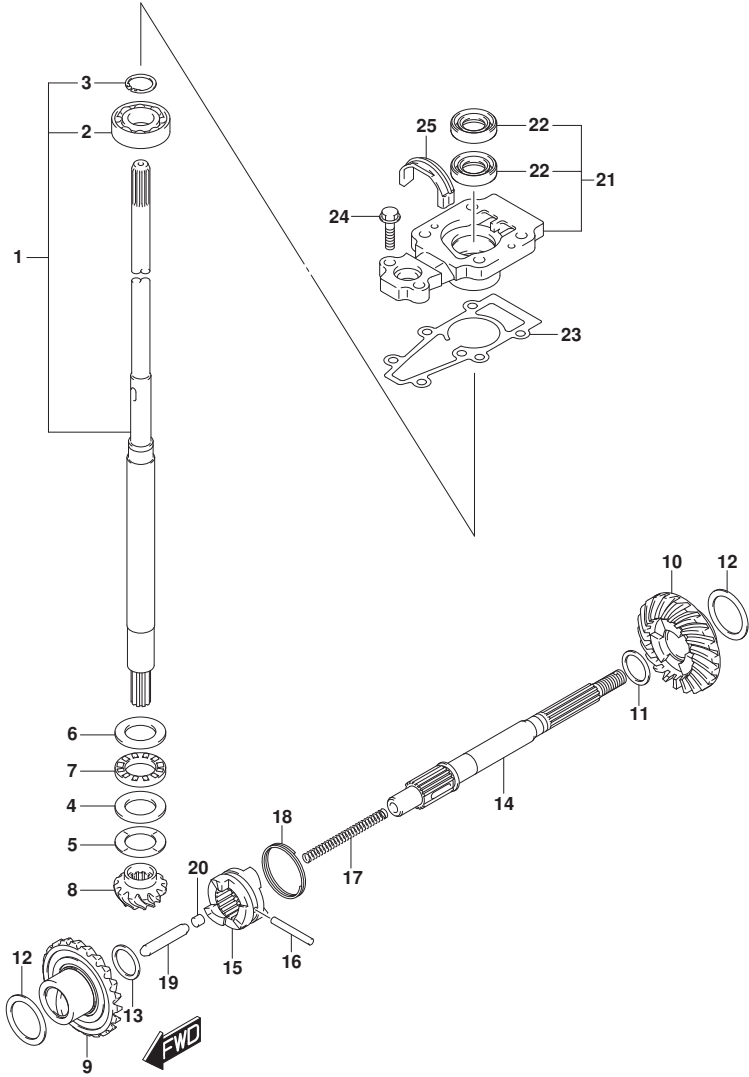


FIG.220D (1-G-11) TRANSMISSION (DT9.9AK P36)

REF NO.	PART NO.	DESCRIPTION	Q'TY	REMARKS
14	57610-99JL0	SHAFT, PROPELLER	1	
15	57621-90L10	SHIFTER, CLUTCH DOG	1	
16	09202-04025	PIN (4X31)	1	
17	59441-94J00	SPRING, RETURN	1	
18	59441-99J00	SPRING, DOG	1	
19	57631-93901	ROD, PUSH	1	
20	57632-98501	PIN (6X6)	1	
21	56130-90L00	HOUSING, DRIVE SHAFT	1	
22	09282-13L01	.OIL SEAL (12.5X25X7)	2	
23	56132-99J10	GASKET, DRIVE SHAFT BRG HSG	1	
24	09116-06229	BOLT (6X25)	2	
25	55332-90L00	RUBBER, EXHAUST SEAL	1	

FIG.220E



DT9.9A_15A_P40_015_220E
TRANSMISSION

FIG.220E (1-G-12) TRANSMISSION (DT15A P40)

REF NO.	PART NO.	DESCRIPTION	Q'TY	REMARKS
1-1	57100-90L40	SHAFT ASSY, DRIVE (S)	1	W/TRANSOM(S)
1-2	57100-90L30	SHAFT ASSY, DRIVE (L)	1	W/TRANSOM(L)
2	08110-60020	.BEARING	1	
3	09380-15001	.SNAP RING	1	
4	09160-20027	WASHER (20X35X2.75)	1	
5-1	09181-20251	SHIM (T:1.0)	1	
5-2	09160-20042	SHIM (T:1.1)	1	
5-3	09160-20043	SHIM (T:1.2)	1	
5-4	09160-20044	SHIM (T:1.3)	1	
5-5	09181-20244	SHIM (T:0.7)	1	
5-6	09181-20246	SHIM (T:0.8)	1	
5-7	09181-20248	SHIM (T:0.9)	1	
6	09160-21009	WASHER (21X35X2.75)	1	
7	09263-20L04	BEARING (20X35X4.5)	1	
8	57311-90L00	PINION	1	
9	57510-90L00	GEAR, FORWARD (NT:23)	1	
10	57521-90L00	GEAR, REVERSE (NT:23)	1	
11-1	09160-17024	WASHER (T:1.1)	1	REV
11-2	09160-17039	WASHER (T:1.2)	1	REV
11-3	09160-17025	WASHER (T:1.3)	1	REV
11-4	09160-17040	WASHER (T:1.4)	1	REV
11-5	09160-17026	WASHER (T:1.5)	1	REV
11-6	09160-17041	WASHER (T:1.6)	1	REV
11-7	09160-17027	WASHER (T:1.7)	1	REV
11-8	09160-17042	WASHER (T:1.8)	1	REV
11-9	09160-17028	WASHER (T:1.9)	1	REV
12-1	09181-25160	SHIM (T:0.7)	2	
12-2	09181-25162	SHIM (T:0.8)	2	
12-3	09181-25164	SHIM (T:0.9)	2	
12-4	09160-25040	SHIM (T:1.0)	2	
12-5	09160-25041	SHIM (T:1.1)	2	
12-6	09160-25042	SHIM (T:1.2)	2	
12-7	09181-25181	SHIM (T:1.3)	2	
13	09181-15156	SHIM (T:1.5)	1	FWD

DT9. 9A_15A_P40_015

FIG.220E

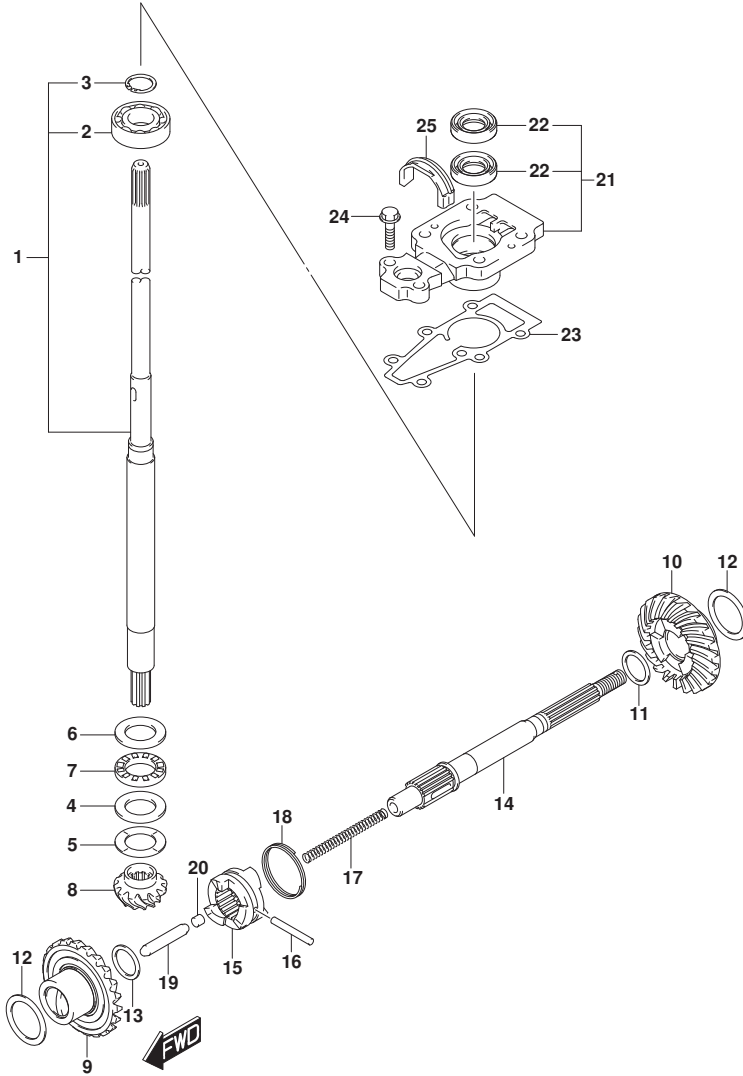


FIG.220E (1-G-13) TRANSMISSION (DT15A P40)

REF NO.	PART NO.	DESCRIPTION	Q'TY	REMARKS
14	57610-99JL0	SHAFT, PROPELLER	1	
15	57621-90L10	SHIFTER, CLUTCH DOG	1	
16	09202-04025	PIN (4X31)	1	
17	59441-94J00	SPRING, RETURN	1	
18	59441-99J00	SPRING, DOG	1	
19	57631-93901	ROD, PUSH	1	
20	57632-98501	PIN (6X6)	1	
21	56130-90L00	HOUSING, DRIVE SHAFT	1	
22	09282-13L01	.OIL SEAL (12.5X25X7)	2	
23	56132-99J10	GASKET, DRIVE SHAFT BRG HSG	1	
24	09116-06229	BOLT (6X25)	2	
25	55332-90L00	RUBBER, EXHAUST SEAL	1	

FIG.220F

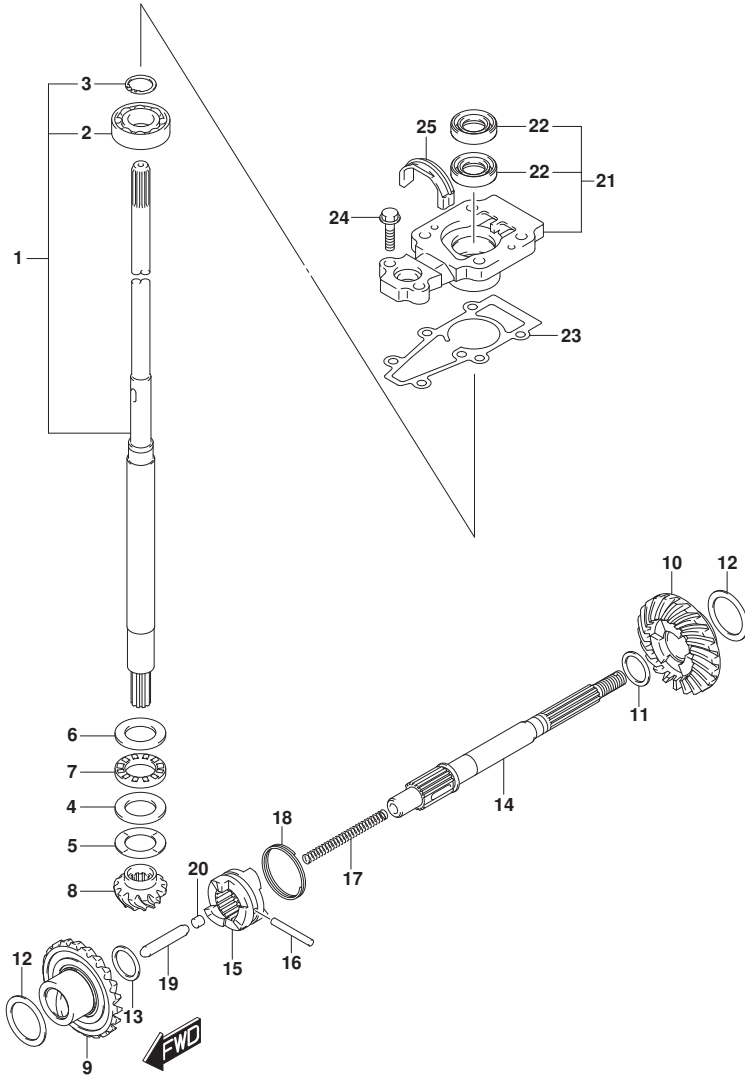


FIG.220F (1-G-14) TRANSMISSION (DT15A P36)

REF NO.	PART NO.	DESCRIPTION	Q'TY	REMARKS
1-1	57100-90L40	SHAFT ASSY, DRIVE (S)	1	W/TRANSOM(S)
1-2	57100-90L30	SHAFT ASSY, DRIVE (L)	1	W/TRANSOM(L)
2	08110-60020	.BEARING	1	
3	09380-15001	.SNAP RING	1	
4	09160-20027	WASHER (20X35X2.75)	1	
5-1	09181-20251	SHIM (T:1.0)	1	
5-2	09160-20042	SHIM (T:1.1)	1	
5-3	09160-20043	SHIM (T:1.2)	1	
5-4	09160-20044	SHIM (T:1.3)	1	
5-5	09181-20244	SHIM (T:0.7)	1	
5-6	09181-20246	SHIM (T:0.8)	1	
5-7	09181-20248	SHIM (T:0.9)	1	
6	09160-21009	WASHER (21X35X2.75)	1	
7	09263-20L04	BEARING (20X35X4.5)	1	
8	57311-90L00	PINION	1	
9	57510-90L00	GEAR, FORWARD (NT:23)	1	
10	57521-90L00	GEAR, REVERSE (NT:23)	1	
11-1	09160-17024	WASHER (T:1.1)	1	REV
11-2	09160-17039	WASHER (T:1.2)	1	REV
11-3	09160-17025	WASHER (T:1.3)	1	REV
11-4	09160-17040	WASHER (T:1.4)	1	REV
11-5	09160-17026	WASHER (T:1.5)	1	REV
11-6	09160-17041	WASHER (T:1.6)	1	REV
11-7	09160-17027	WASHER (T:1.7)	1	REV
11-8	09160-17042	WASHER (T:1.8)	1	REV
11-9	09160-17028	WASHER (T:1.9)	1	REV
12-1	09181-25160	SHIM (T:0.7)	2	
12-2	09181-25162	SHIM (T:0.8)	2	
12-3	09181-25164	SHIM (T:0.9)	2	
12-4	09160-25040	SHIM (T:1.0)	2	
12-5	09160-25041	SHIM (T:1.1)	2	
12-6	09160-25042	SHIM (T:1.2)	2	
12-7	09181-25181	SHIM (T:1.3)	2	
13	09181-15156	SHIM (T:1.5)	1	FWD

FIG.220F

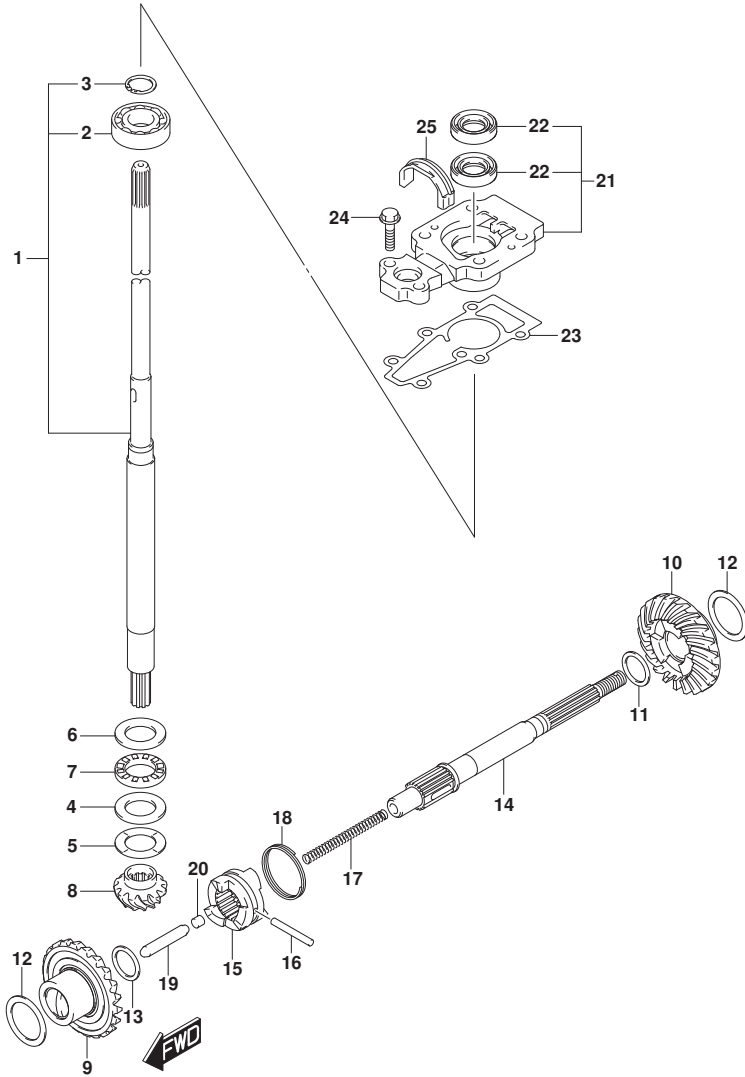
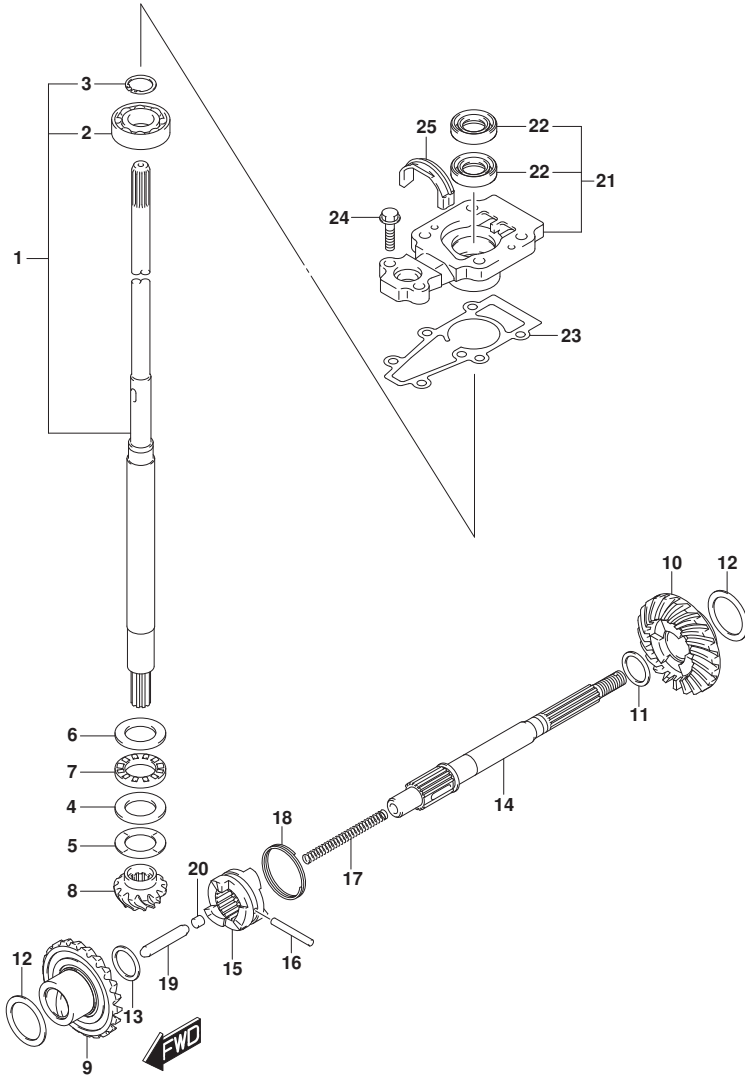


FIG.220F (1-G-15) TRANSMISSION (DT15A P36)

REF NO.	PART NO.	DESCRIPTION	Q'TY	REMARKS
14	57610-99JL0	SHAFT, PROPELLER	1	
15	57621-90L10	SHIFTER, CLUTCH DOG	1	
16	09202-04025	PIN (4X31)	1	
17	59441-94J00	SPRING, RETURN	1	
18	59441-99J00	SPRING, DOG	1	
19	57631-93901	ROD, PUSH	1	
20	57632-98501	PIN (6X6)	1	
21	56130-90L00	HOUSING, DRIVE SHAFT	1	
22	09282-13L01	.OIL SEAL (12.5X25X7)	2	
23	56132-99J10	GASKET, DRIVE SHAFT BRG HSG	1	
24	09116-06229	BOLT (6X25)	2	
25	55332-90L00	RUBBER, EXHAUST SEAL	1	

FIG.220G



DT9.9A_15A_P40_015_220G
TRANSMISSION

FIG.220G (1-H-2) TRANSMISSION (DT15AK P36)

REF NO.	PART NO.	DESCRIPTION	Q'TY	REMARKS
1-1	57100-90L40	SHAFT ASSY, DRIVE (S)	1	W/TRANSOM(S)
1-2	57100-90L30	SHAFT ASSY, DRIVE (L)	1	W/TRANSOM(L)
2	08110-60020	.BEARING	1	
3	09380-15001	.SNAP RING	1	
4	09160-20027	WASHER (20X35X2.75)	1	
5-1	09181-20251	SHIM (T:1.0)	1	
5-2	09160-20042	SHIM (T:1.1)	1	
5-3	09160-20043	SHIM (T:1.2)	1	
5-4	09160-20044	SHIM (T:1.3)	1	
5-5	09181-20244	SHIM (T:0.7)	1	
5-6	09181-20246	SHIM (T:0.8)	1	
5-7	09181-20248	SHIM (T:0.9)	1	
6	09160-21009	WASHER (21X35X2.75)	1	
7	09263-20L04	BEARING (20X35X4.5)	1	
8	57311-90L00	PINION	1	
9	57510-90L00	GEAR, FORWARD (NT:23)	1	
10	57521-90L00	GEAR, REVERSE (NT:23)	1	
11-1	09160-17024	WASHER (T:1.1)	1	REV
11-2	09160-17039	WASHER (T:1.2)	1	REV
11-3	09160-17025	WASHER (T:1.3)	1	REV
11-4	09160-17040	WASHER (T:1.4)	1	REV
11-5	09160-17026	WASHER (T:1.5)	1	REV
11-6	09160-17041	WASHER (T:1.6)	1	REV
11-7	09160-17027	WASHER (T:1.7)	1	REV
11-8	09160-17042	WASHER (T:1.8)	1	REV
11-9	09160-17028	WASHER (T:1.9)	1	REV
12-1	09181-25160	SHIM (T:0.7)	2	
12-2	09181-25162	SHIM (T:0.8)	2	
12-3	09181-25164	SHIM (T:0.9)	2	
12-4	09160-25040	SHIM (T:1.0)	2	
12-5	09160-25041	SHIM (T:1.1)	2	
12-6	09160-25042	SHIM (T:1.2)	2	
12-7	09181-25181	SHIM (T:1.3)	2	
13	09181-15156	SHIM (T:1.5)	1	FWD

DT9. 9A_15A_P40_015

FIG.220G

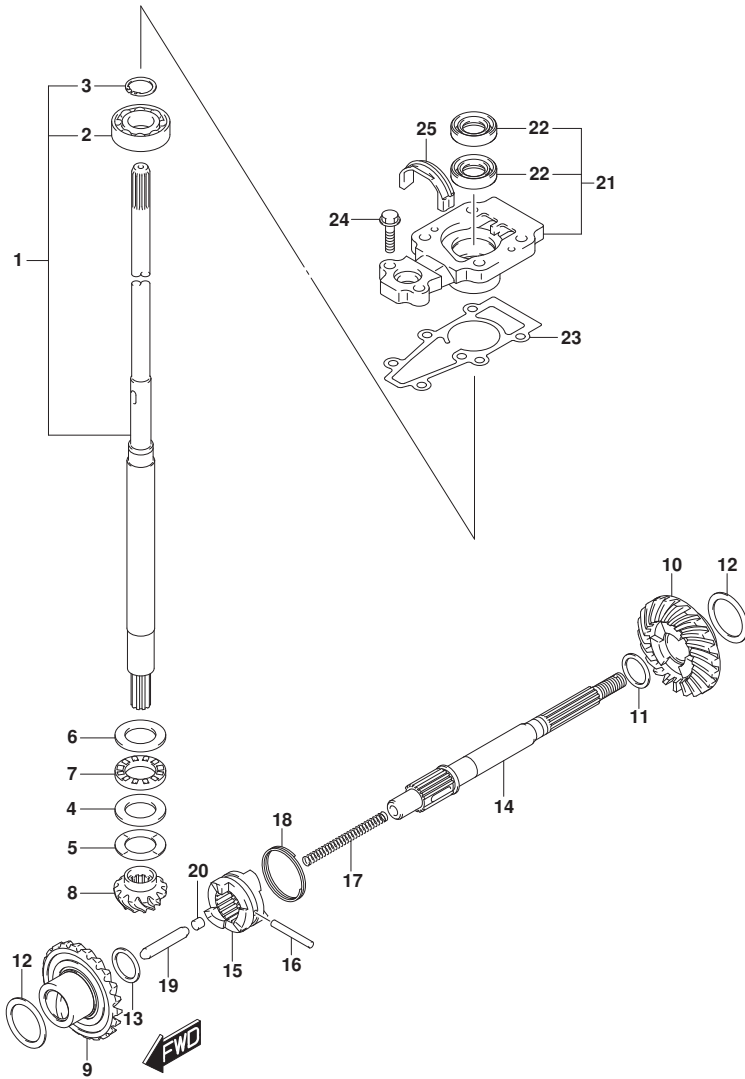


FIG.220G (1-H-3) TRANSMISSION (DT15AK P36)

REF NO.	PART NO.	DESCRIPTION	Q'TY	REMARKS
14	57610-99JL0	SHAFT, PROPELLER	1	
15	57621-90L10	SHIFTER, CLUTCH DOG	1	
16	09202-04025	PIN (4X31)	1	
17	59441-94J00	SPRING, RETURN	1	
18	59441-99J00	SPRING, DOG	1	
19	57631-93901	ROD, PUSH	1	
20	57632-98501	PIN (6X6)	1	
21	56130-90L00	HOUSING, DRIVE SHAFT	1	
22	09282-13L01	.OIL SEAL (12.5X25X7)	2	
23	56132-99J10	GASKET, DRIVE SHAFT BRG HSG	1	
24	09116-06229	BOLT (6X25)	2	
25	55332-90L00	RUBBER, EXHAUST SEAL	1	

FIG.301A

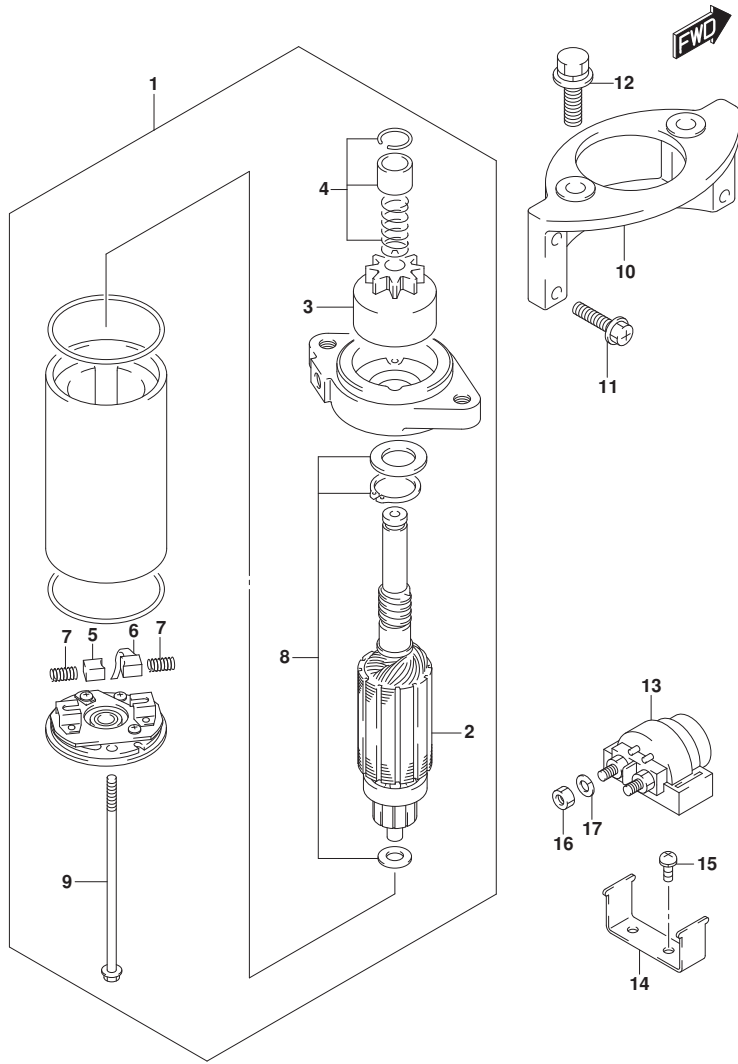


FIG.301A (1-H-4) STARTING MOTOR (DT15A P40)

REF NO.	PART NO.	DESCRIPTION	Q'TY	REMARKS
1	31100-89E01	MOTOR, STARTING	1	
2	31310-92D10	.ARMATURE, STARTER	1	
3	31320-89E00	.PINION ASSY	1	
4	31312-92D10	.STOPPER SET, PINION	1	
5	31131-89E00	.BRUSH (+)	1	
6	31132-89E00	.BRUSH (-)	1	
7	31135-92D10	.SPRING	2	
8	31360-92D10	.WASHER KIT	1	
9	31281-92D10	.BOLT, STARTER HOUSING	2	
10	31911-90L00	BRACKET, STARTER	1	
11	01550-06257	BOLT	4	
12	01550-08257	BOLT	2	
13	31800-94401	RELAY ASSY, STARTING MOTOR	1	
14	31805-95501	BRACKET, STARTING MOTOR RELAY	1	
15	02112-35127	SCREW	2	
16	08310-00067	NUT	2	
17	08321-01067	LOCK WASHER	2	

FIG.303A

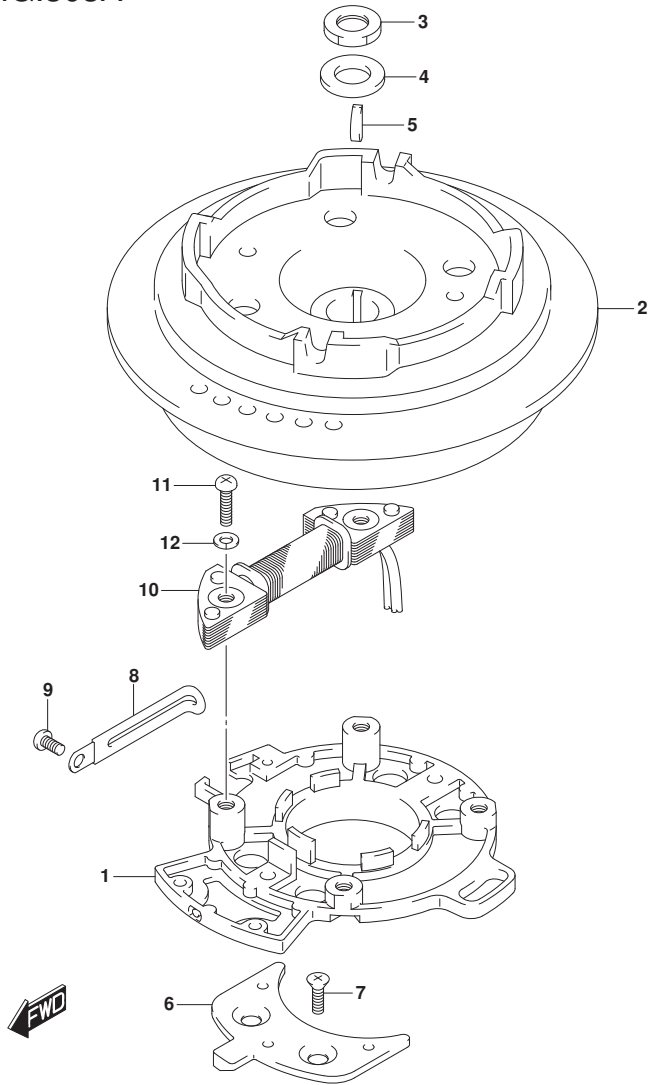


FIG.303A (1-H-5) MAGNETO (DT9.9A P40)

REF NO.	PART NO.	DESCRIPTION	Q'TY	REMARKS
1	32101-95L00	STATOR ASSY	1	
2	32102-95L00	FLYWHEEL	1	
3	09140-14008	NUT	1	
4	09160-14052	WASHER (14X27X4)	1	
5	09420-04008	KEY	1	
6	32390-90L00	RETAINER, MAGNETO STATOR	2	
7	09126-06022	SCREW (6X16)	4	
8	29404-93J10	CLAMP	1	
9	02112-06127	SCREW	1	
10	32140-93900	COIL, PRIMARY	1	
11	02112-06257	SCREW	2	
12	08321-01067	LOCK WASHER	2	

FIG.303B

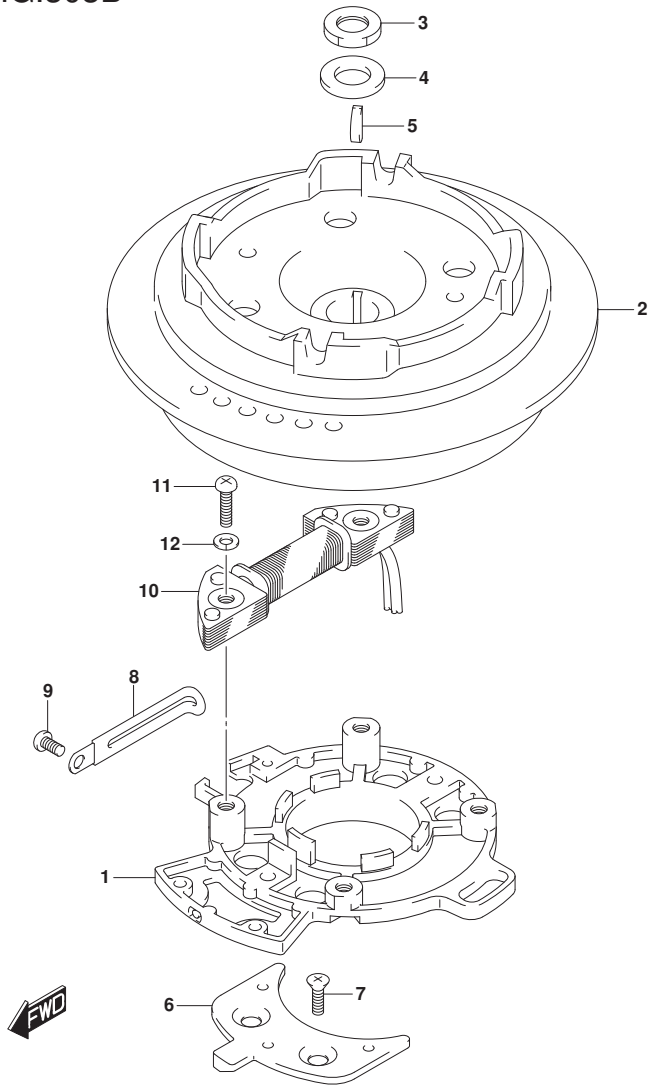


FIG.303B (1-H-6) MAGNETO (DT9.9A P36)

REF NO.	PART NO.	DESCRIPTION	Q'TY	REMARKS
1	32101-95L00	STATOR ASSY	1	
2	32102-95L00	FLYWHEEL	1	
3	09140-14008	NUT	1	
4	09160-14052	WASHER (14X27X4)	1	
5	09420-04008	KEY	1	
6	32390-90L00	RETAINER, MAGNETO STATOR	2	
7	09126-06022	SCREW (6X16)	4	
8	29404-93J10	CLAMP	1	
9	02112-06127	SCREW	1	
10	32140-93900	COIL, PRIMARY	1	
11	02112-06257	SCREW	2	
12	08321-01067	LOCK WASHER	2	

FIG.303C

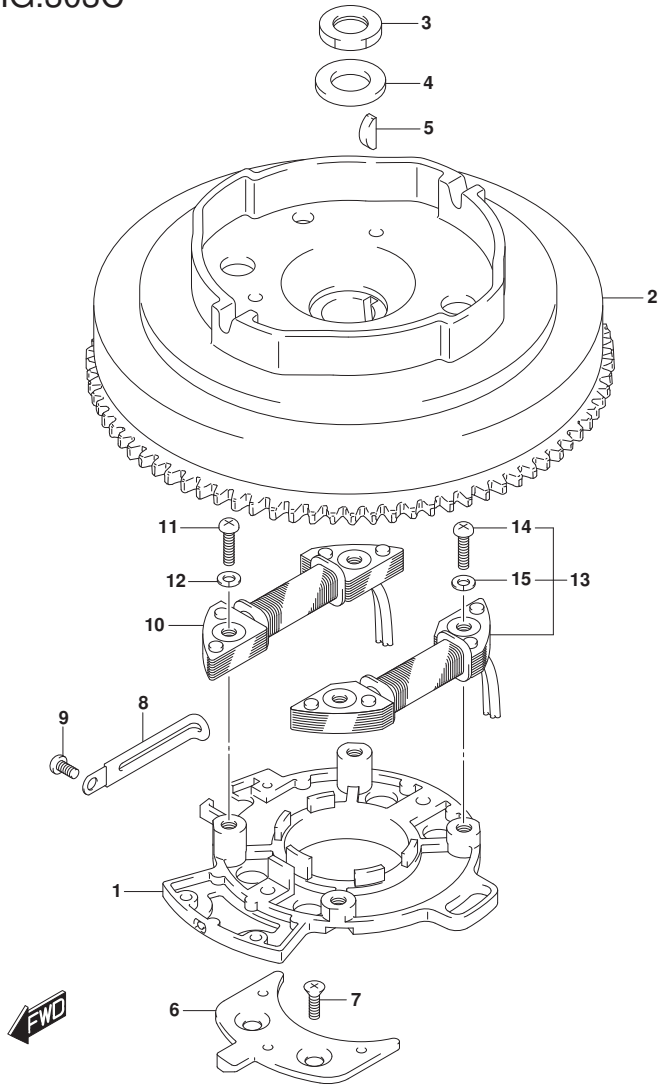


FIG.303C (1-H-7) MAGNETO (DT9.9AK P40)

REF NO.	PART NO.	DESCRIPTION	Q'TY	REMARKS
1	32101-93930	STATOR ASSY	1	
2	32102-90L10	FLYWHEEL	1	
3	09140-14008	NUT	1	
4	09160-14052	WASHER (14X27X4)	1	
5	09420-04008	KEY	1	
6	32390-90L00	RETAINER, MAGNETO STATOR	2	
7	09126-06022	SCREW (6X16)	4	
8	29404-93J10	CLAMP	1	
9	02112-06127	SCREW	1	
10	32140-93900	COIL, PRIMARY	1	
11	02112-06257	SCREW	2	
12	08321-01067	LOCK WASHER	2	
13	32200-93910	COIL SET, LIGHTING	1	
14	02112-06257	.SCREW	2	
15	08321-01067	.LOCK WASHER	2	

FIG.303E

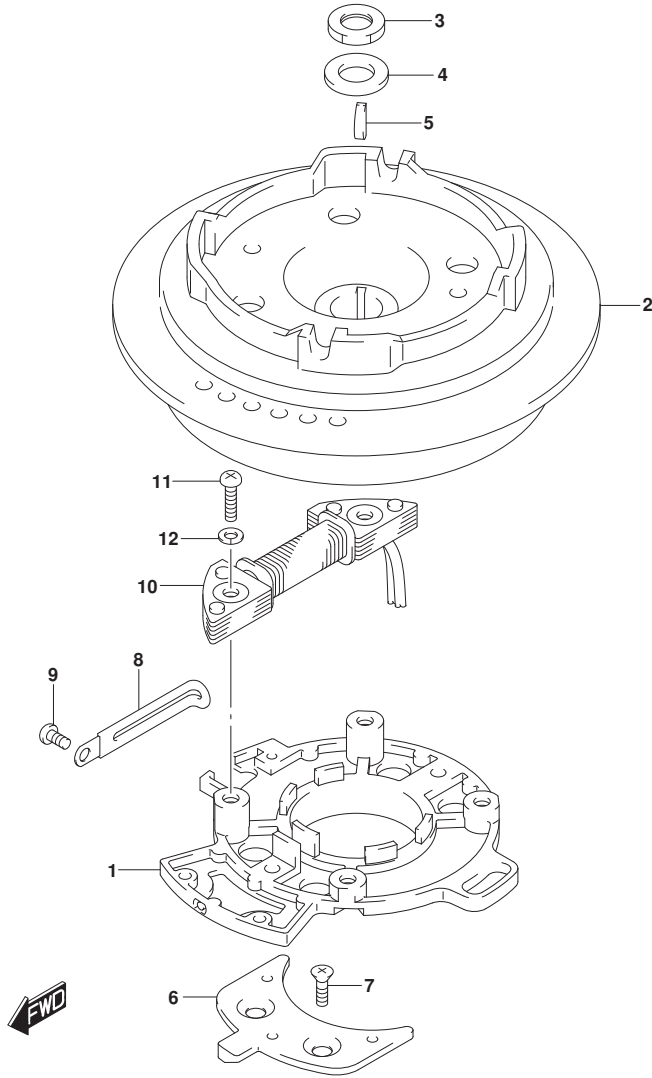


FIG.303E (1-H-9) MAGNETO (MANUAL STARTER) (DT15A P40)

REF NO.	PART NO.	DESCRIPTION	Q'TY	REMARKS
1	32101-95L00	STATOR ASSY	1	
2	32102-95L00	FLYWHEEL	1	
3	09140-14008	NUT	1	
4	09160-14052	WASHER (14X27X4)	1	
5	09420-04008	KEY	1	
6	32390-90L00	RETAINER, MAGNETO STATOR	2	
7	09126-06022	SCREW (6X16)	4	
8	29404-93J10	CLAMP	1	
9	02112-06127	SCREW	1	
10	32140-93900	COIL, PRIMARY	1	
11	02112-06257	SCREW	2	
12	08321-01067	LOCK WASHER	2	

FIG.303F

FIG.303F (1-H-10) MAGNETO (ELECTRIC STARTER) (DT15A P40)

REF NO.	PART NO.	DESCRIPTION	Q'TY	REMARKS
1	32101-93930	STATOR ASSY	1	
2	32102-90L00	FLYWHEEL	1	
3	09140-14008	NUT	1	
4	09160-14052	WASHER (14X27X4)	1	
5	09420-04008	KEY	1	
6	32390-90L00	RETAINER, MAGNETO STATOR	2	
7	09126-06022	SCREW (6X16)	4	
8	29404-93J10	CLAMP	1	
9	32140-93900	COIL, PRIMARY	1	
10	02112-06257	SCREW	2	
11	08321-01067	LOCK WASHER	2	
12	32200-93910	COIL SET, LIGHTING	1	
13	02112-06257	.SCREW	2	
14	08321-01067	.LOCK WASHER	2	

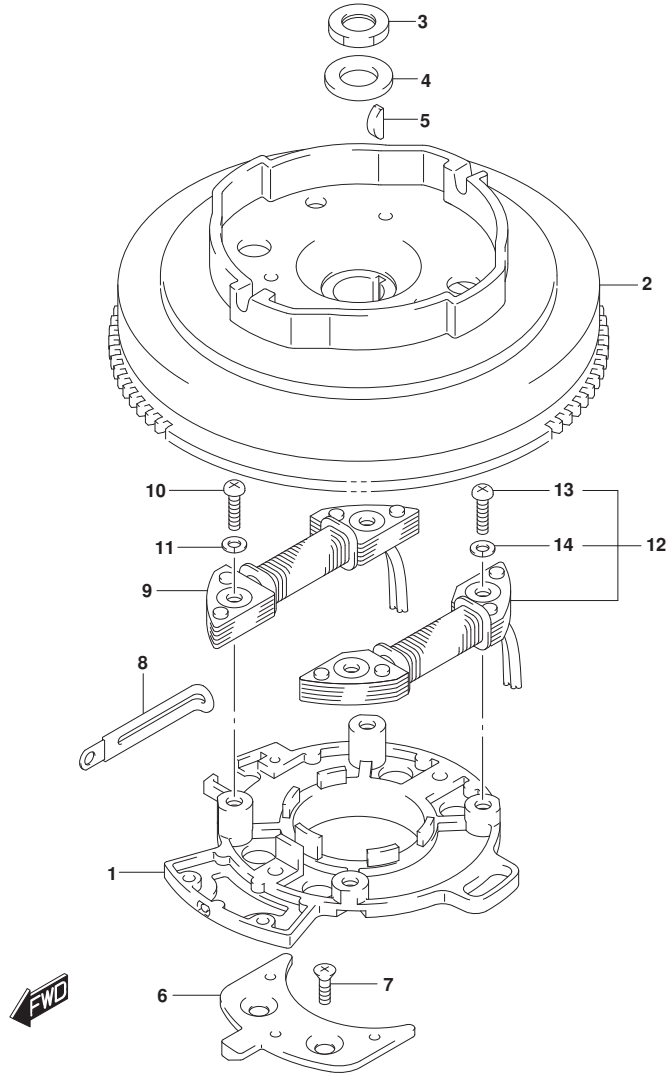


FIG.303G

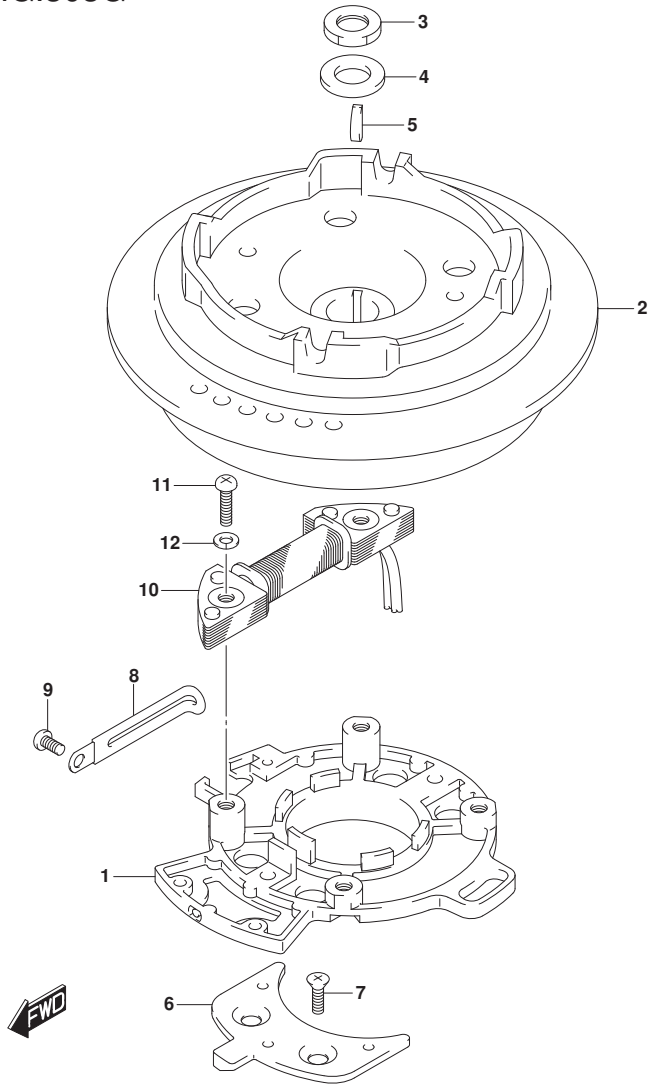


FIG.303G (1-H-11) MAGNETO (DT15A P36)

REF NO.	PART NO.	DESCRIPTION	Q'TY	REMARKS
1	32101-95L00	STATOR ASSY	1	
2	32102-95L00	FLYWHEEL	1	
3	09140-14008	NUT	1	
4	09160-14052	WASHER (14X27X4)	1	
5	09420-04008	KEY	1	
6	32390-90L00	RETAINER, MAGNETO STATOR	2	
7	09126-06022	SCREW (6X16)	4	
8	29404-93J10	CLAMP	1	
9	02112-06127	SCREW	1	
10	32140-93900	COIL, PRIMARY	1	
11	02112-06257	SCREW	2	
12	08321-01067	LOCK WASHER	2	

FIG.303H

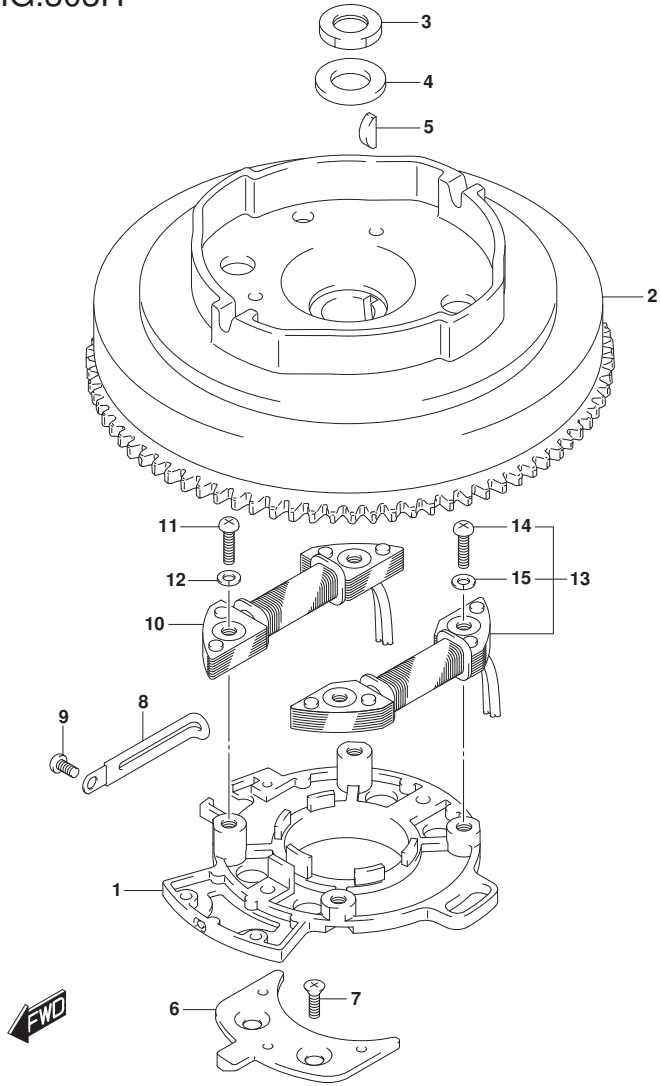


FIG.303H (1-H-12) MAGNETO (DT15AK P36)

REF NO.	PART NO.	DESCRIPTION	Q'TY	REMARKS
1	32101-93930	STATOR ASSY	1	
2	32102-90L10	FLYWHEEL	1	
3	09140-14008	NUT	1	
4	09160-14052	WASHER (14X27X4)	1	
5	09420-04008	KEY	1	
6	32390-90L00	RETAINER, MAGNETO STATOR	2	
7	09126-06022	SCREW (6X16)	4	
8	29404-93J10	CLAMP	1	
9	02112-06127	SCREW	1	
10	32140-93900	COIL, PRIMARY	1	
11	02112-06257	SCREW	2	
12	08321-01067	LOCK WASHER	2	
13	32200-93910	COIL SET, LIGHTING	1	
14	02112-06257	.SCREW	2	
15	08321-01067	.LOCK WASHER	2	

FIG.307A

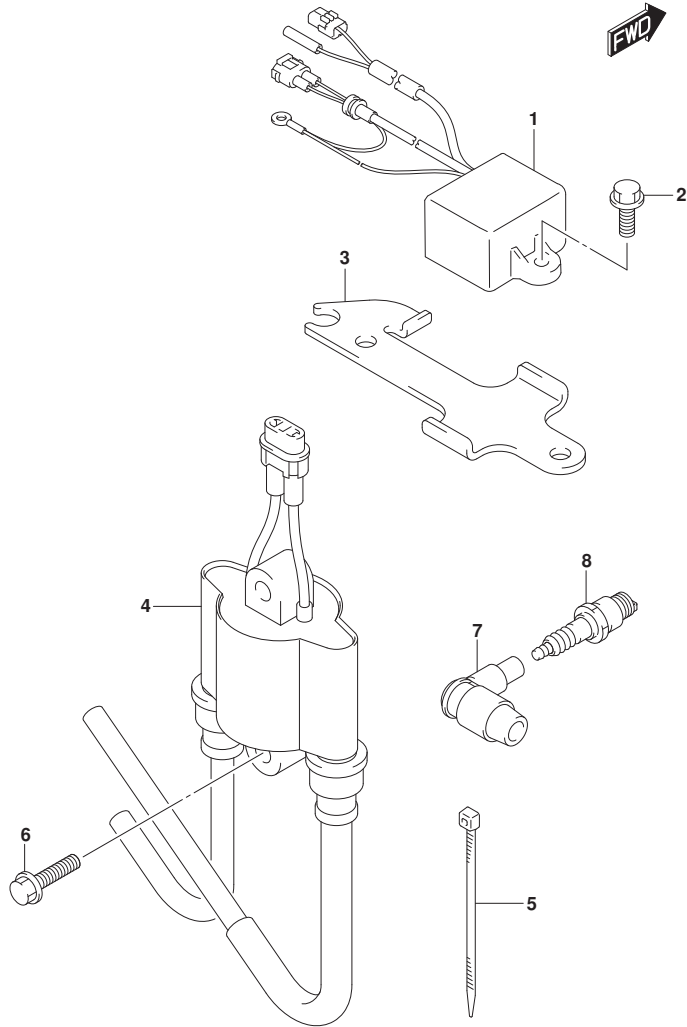


FIG.307A (1-H-13) IGNITION COIL (DT9.9A P40)

REF NO.	PART NO.	DESCRIPTION	Q'TY	REMARKS
1	32900-90L01	CDI UNIT	1	
2	01550-06167	BOLT	2	
3	32915-95L00	BRACKET, CDI UNIT	1	
4	33410-95L00	COIL, IGNITION	1	
5	09407-14407	CLAMP (L:145)	1	
6	01550-06257	BOLT	2	
7	33510-90L00	CAP, SPARK PLUG	2	
8	09482-00533	SPARK PLUG (BR7HS-10)	2	NGK

FIG.307B

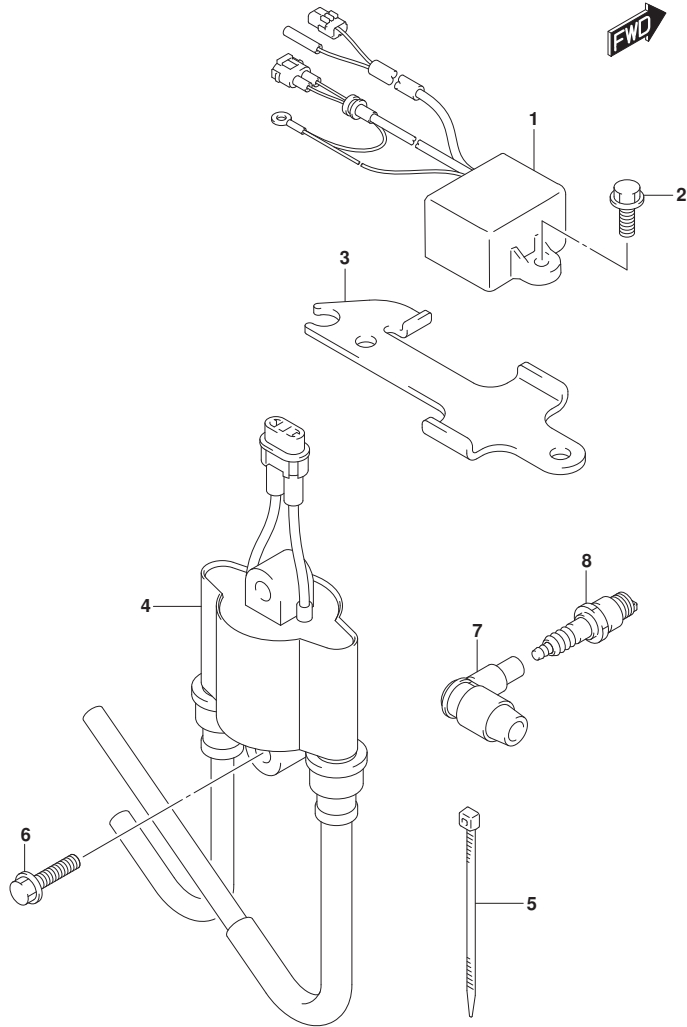
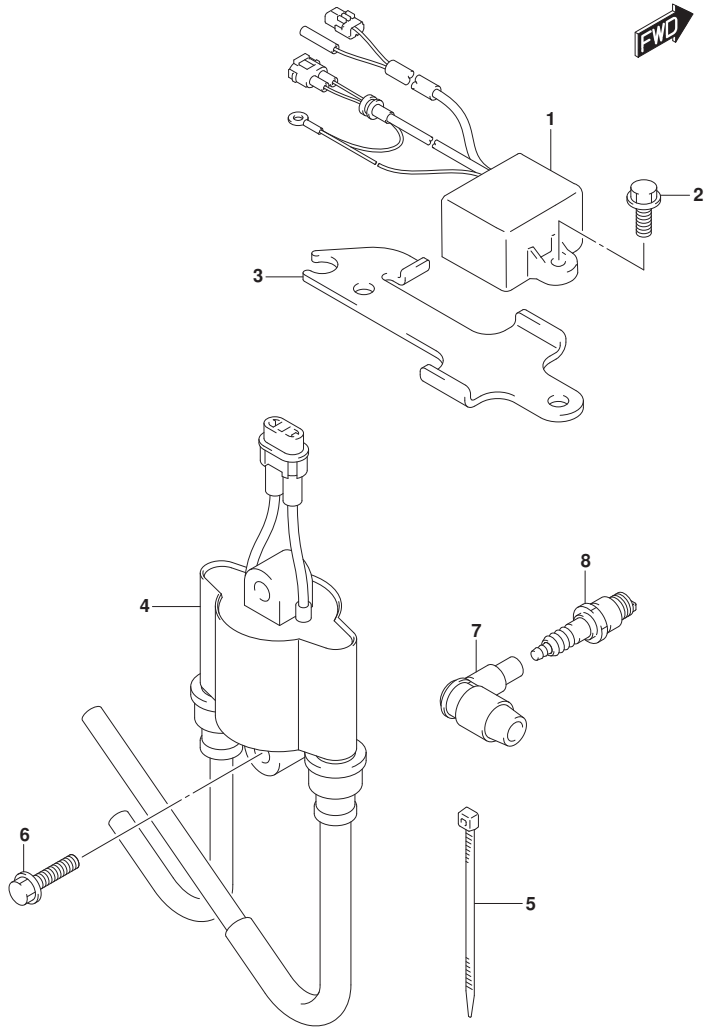


FIG.307B (1-H-14) IGNITION COIL (DT9.9A P36)

REF NO.	PART NO.	DESCRIPTION	Q'TY	REMARKS
1	32900-90L01	CDI UNIT	1	
2	01550-06167	BOLT	2	
3	32915-95L00	BRACKET, CDI UNIT	1	
4	33410-95L00	COIL, IGNITION	1	
5	09407-14407	CLAMP (L:145)	1	
6	01550-06257	BOLT	2	
7	33510-90L00	CAP, SPARK PLUG	2	
8	09482-00533	SPARK PLUG (BR7HS-10)	2	NGK

FIG.307C

FIG.307C (1-H-15) IGNITION COIL (DT9.9AK P40)



REF NO.	PART NO.	DESCRIPTION	Q'TY	REMARKS
1	32900-90L01	CDI UNIT	1	
2	01550-06167	BOLT	2	
3	32915-95L00	BRACKET, CDI UNIT	1	
4	33410-95L00	COIL, IGNITION	1	
5	09407-14407	CLAMP (L:145)	1	
6	01550-06257	BOLT	2	
7	33510-95520	CAP, SPARK PLUG	2	
8	09482-00534	SPARK PLUG (B6HS-10)	2	NGK

FIG.307D

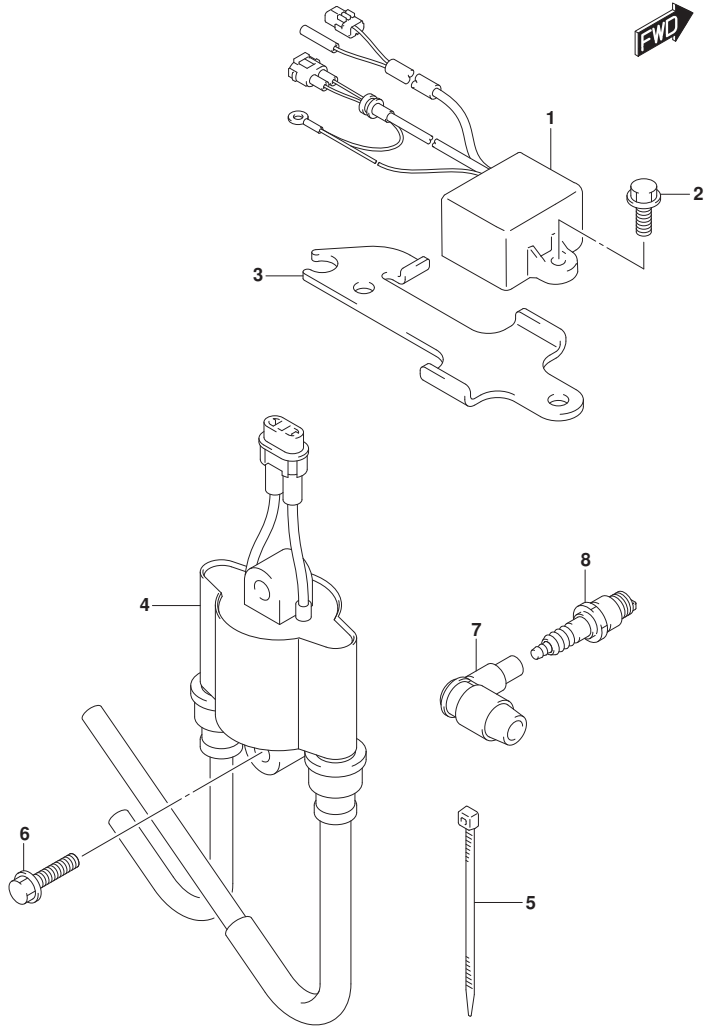


FIG.307D (1-1-2) IGNITION COIL (DT9.9AK P36)

REF NO.	PART NO.	DESCRIPTION	Q'TY	REMARKS
1	32900-90L01	CDI UNIT	1	
2	01550-06167	BOLT	2	
3	32915-95L00	BRACKET, CDI UNIT	1	
4	33410-95L00	COIL, IGNITION	1	
5	09407-14407	CLAMP (L:145)	1	
6	01550-06257	BOLT	2	
7	33510-95520	CAP, SPARK PLUG	2	
8	09482-00534	SPARK PLUG (B6HS-10)	2	NGK

FIG.307E

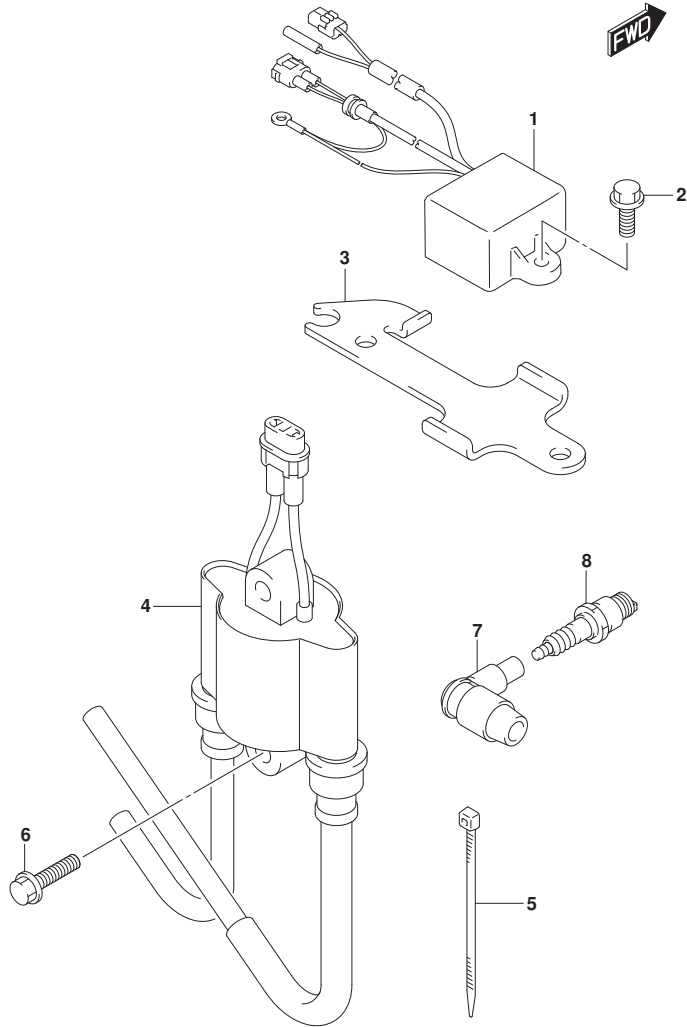


FIG.307E (1-I-3) IGNITION COIL (DT15A P40)

REF NO.	PART NO.	DESCRIPTION	Q'TY	REMARKS
1	32900-90L01	CDI UNIT	1	
2	01550-06167	BOLT	2	
3	32915-95L00	BRACKET, CDI UNIT	1	
4	33410-95L00	COIL, IGNITION	1	
5	09407-14407	CLAMP (L:145)	1	
6	01550-06257	BOLT	2	
7	33510-90L00	CAP, SPARK PLUG	2	
8	09482-00533	SPARK PLUG (BR7HS-10)	2	NGK

FIG.307F

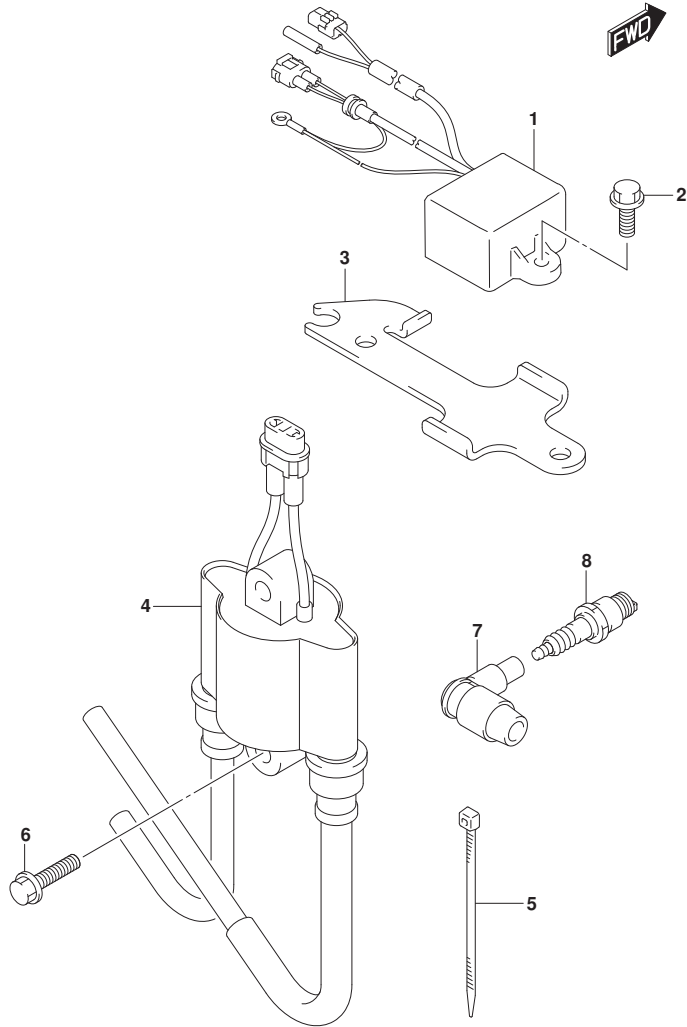
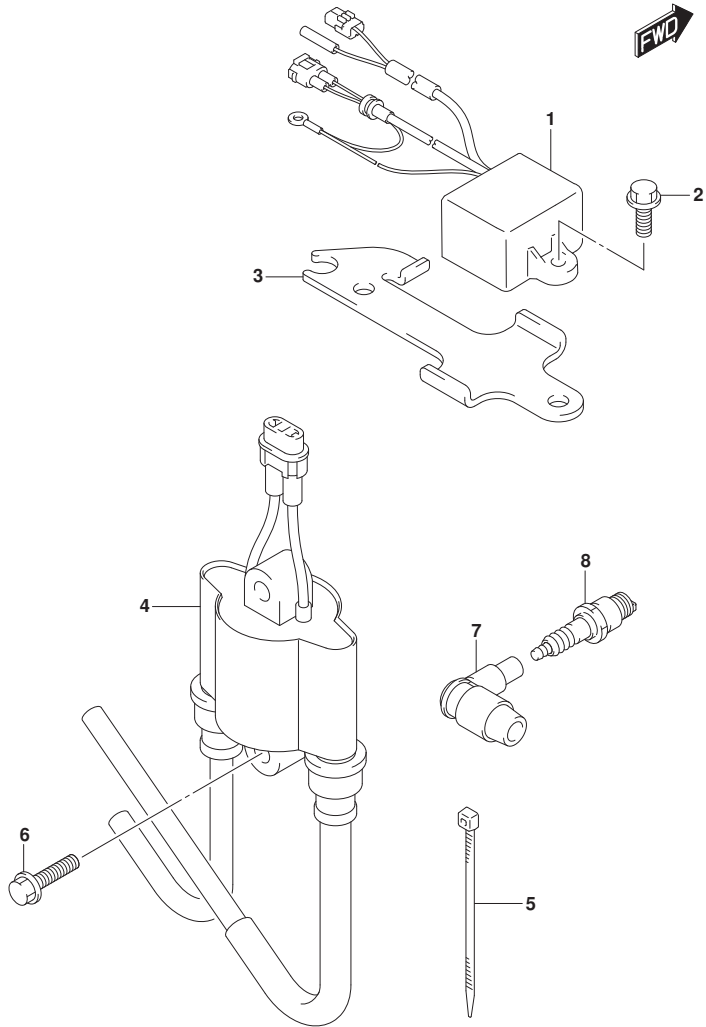


FIG.307F (1-I-4) IGNITION COIL (DT15A P36)

REF NO.	PART NO.	DESCRIPTION	Q'TY	REMARKS
1	32900-90L01	CDI UNIT	1	
2	01550-06167	BOLT	2	
3	32915-95L00	BRACKET, CDI UNIT	1	
4	33410-95L00	COIL, IGNITION	1	
5	09407-14407	CLAMP (L:145)	1	
6	01550-06257	BOLT	2	
7	33510-90L00	CAP, SPARK PLUG	2	
8	09482-00533	SPARK PLUG (BR7HS-10)	2	NGK

FIG.307G

FIG.307G (1-1-5) IGNITION COIL (DT15AK P36)



REF NO.	PART NO.	DESCRIPTION	Q'TY	REMARKS
1	32900-90L01	CDI UNIT	1	
2	01550-06167	BOLT	2	
3	32915-95L00	BRACKET, CDI UNIT	1	
4	33410-95L00	COIL, IGNITION	1	
5	09407-14407	CLAMP (L:145)	1	
6	01550-06257	BOLT	2	
7	33510-95520	CAP, SPARK PLUG	2	
8	09482-00534	SPARK PLUG (B6HS-10)	2	NGK

FIG.319A

FIG.319A (1-1-6) ELECTRICAL (DT9.9A P40)

REF NO.	PART NO.	DESCRIPTION	Q'TY	REMARKS
1	37835-95D00	LABEL, STOP	1	
2	01550-06127	BOLT	1	
3	37830-90L00	SWITCH ASSY, EMERGENCY/STOP	1	
4	37823-97J00	.PLATE	1	
5	37826-97J00	.NUT	1	
6	37801-98300	LEAD, EMERGENCY/STOP SWITCH	1	
7	21221-95L00	BUSH	1	
8	37163-89L00	PLUG, STARTING SWITCH HOLE	1	
9	09407-14403	CLAMP (L:125)	1	
10	37800-93954	SWITCH ASSY, ENGINE STOP	1	
11	33446-98E20	PROTECTOR (L:500)	1	L:500->100

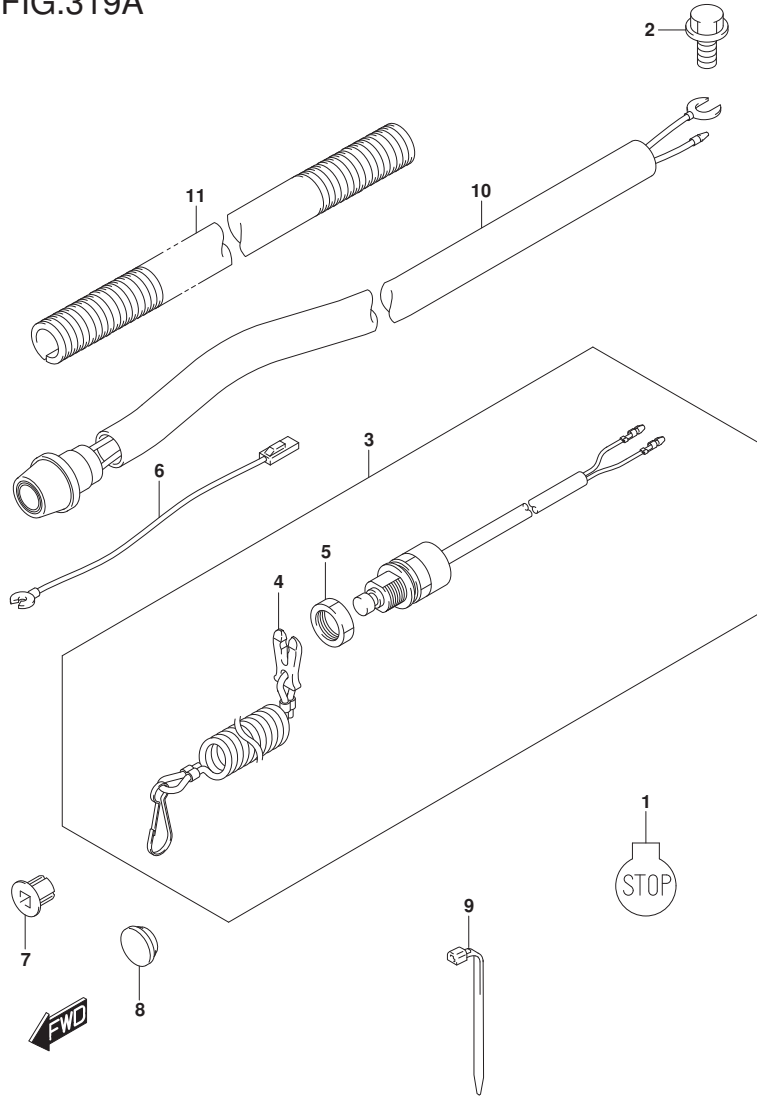


FIG.319C

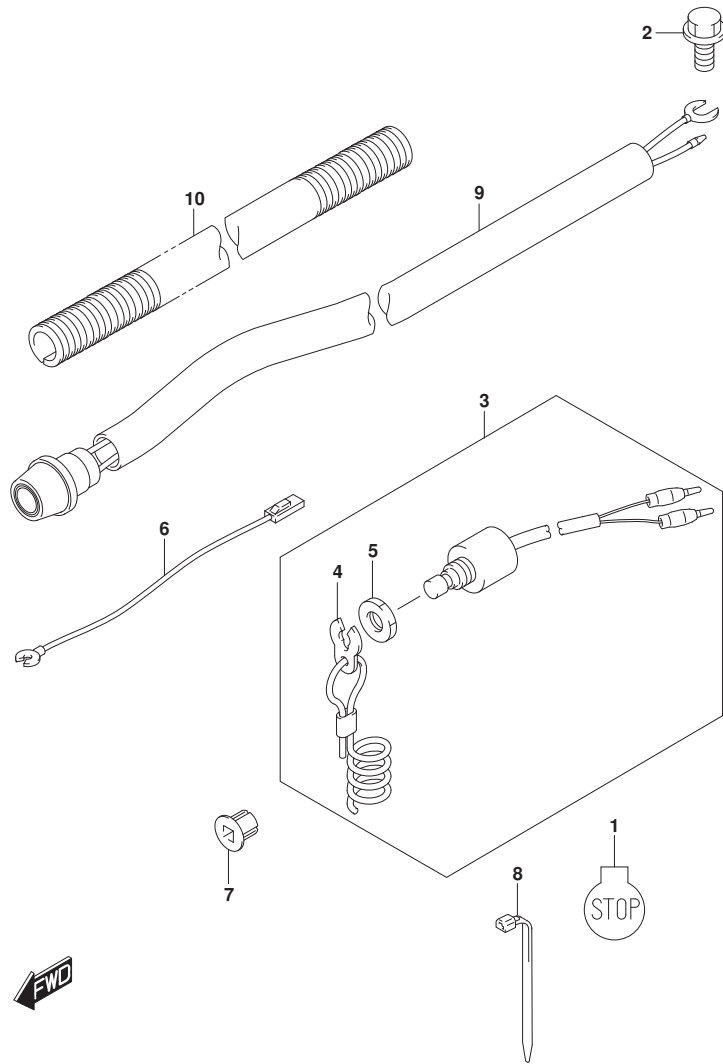


FIG.319C (1-1-8) ELECTRICAL (DT9.9AK P40)

REF NO.	PART NO.	DESCRIPTION	Q'TY	REMARKS
1	37835-95D00	LABEL, STOP	1	
2	01550-06127	BOLT	1	
3	37830-90L00	SWITCH ASSY, EMERGENCY/STOP	1	
4	37823-97J00	.PLATE	1	
5	37826-97J00	.NUT	1	
6	37801-98300	LEAD, EMERGENCY/STOP SWITCH	1	
7	21221-95L00	BUSH	1	
8	09407-14403	CLAMP (L:125)	1	
9	37800-93954	SWITCH ASSY, ENGINE STOP	1	
10	33446-98E20	PROTECTOR (L:500)	1	L:500->100

FIG.319D

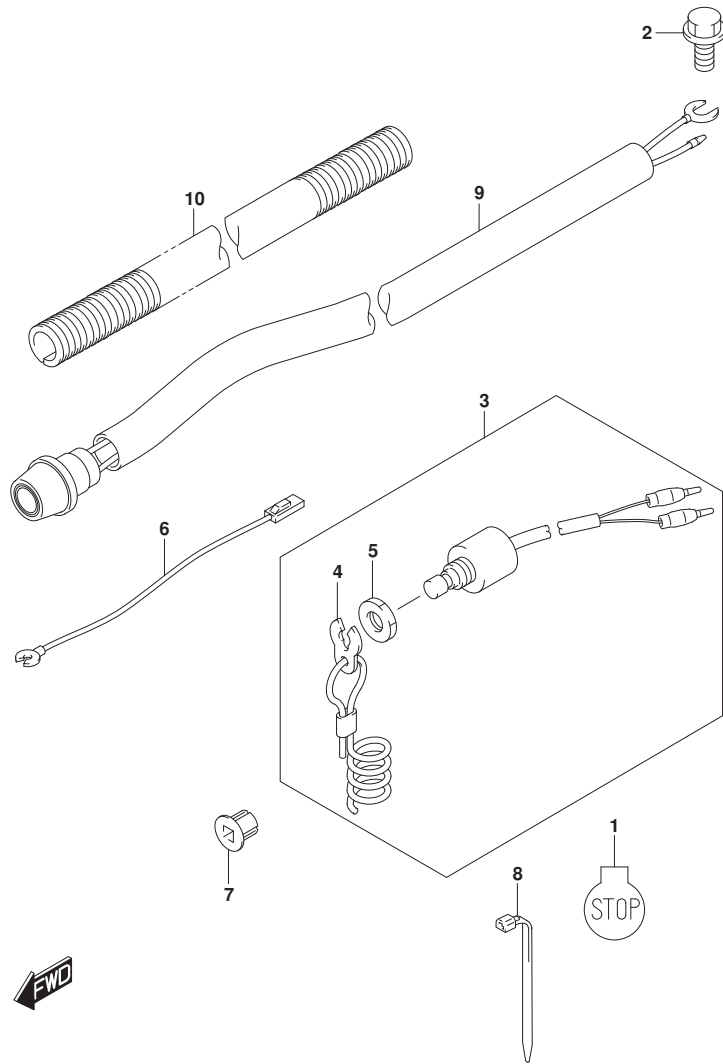


FIG.319D (1-1-9) ELECTRICAL (DT9.9AK P36)

REF NO.	PART NO.	DESCRIPTION	Q'TY	REMARKS
1	37835-95D00	LABEL, STOP	1	
2	01550-06127	BOLT	1	
3	37830-90L00	SWITCH ASSY, EMERGENCY/STOP	1	
4	37823-97J00	.PLATE	1	
5	37826-97J00	.NUT	1	
6	37801-98300	LEAD, EMERGENCY/STOP SWITCH	1	
7	21221-95L00	BUSH	1	
8	09407-14403	CLAMP (L:125)	1	
9	37800-93954	SWITCH ASSY, ENGINE STOP	1	
10	33446-98E20	PROTECTOR (L:500)	1	L:500->100

FIG.319E

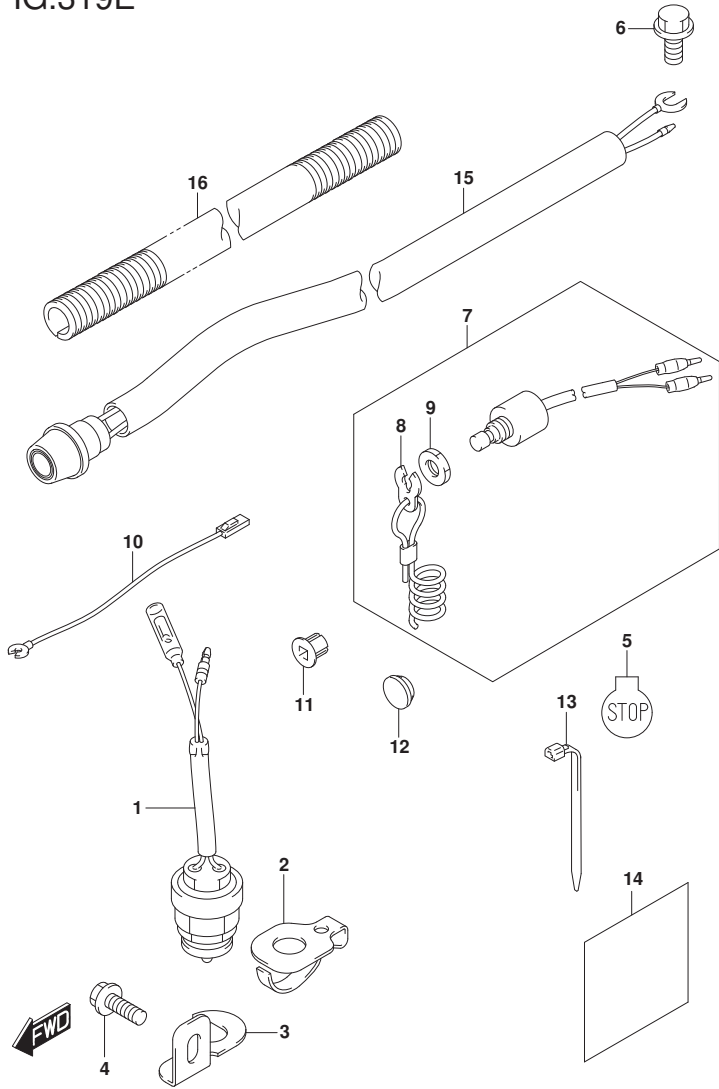


FIG.319E (1-I-10) ELECTRICAL (DT15A P40)

REF NO.	PART NO.	DESCRIPTION	Q'TY	REMARKS
1	37721-96354	SWITCH ASSY, NEUTRAL	1	ELECTRIC STARTER
2	37725-94302	ACTUATOR, NEUTRAL SWITCH	1	ELECTRIC STARTER
3	37726-94402	BRACKET, NEUTRAL SWITCH	1	ELECTRIC STARTER
4	01550-06167	BOLT	1	ELECTRIC STARTER
5	37835-95D00	LABEL, STOP	1	
6	01550-06127	BOLT	1	MANUAL STARTER
7	37830-90L00	SWITCH ASSY, EMERGENCY/STOP	1	
8	37823-97J00	.PLATE	1	
9	37826-97J00	.NUT	1	
10	37801-98300	LEAD, EMERGENCY/STOP SWITCH	1	
11	21221-95L00	BUSH	1	MANUAL STARTER
12	37163-89L00	PLUG, STARTING SWITCH HOLE	1	MANUAL STARTER
13	09407-14403	CLAMP (L:125)	1	MANUAL STARTER
14	32916-92L00	COVER, HARNESS	1	ELECTRIC STARTER
15	37800-93954	SWITCH ASSY, ENGINE STOP	1	
16	33446-98E20	PROTECTOR (L:500)	1	L:500->100

FIG.319F

FIG.319F (1-I-11) ELECTRICAL (DT15A P36)

REF NO.	PART NO.	DESCRIPTION	Q'TY	REMARKS
1	37835-95D00	LABEL, STOP	1	
2	01550-06127	BOLT	1	
3	37830-90L00	SWITCH ASSY, EMERGENCY/STOP	1	
4	37823-97J00	.PLATE	1	
5	37826-97J00	.NUT	1	
6	37801-98300	LEAD, EMERGENCY/STOP SWITCH	1	
7	21221-95L00	BUSH	1	
8	37163-89L00	PLUG, STARTING SWITCH HOLE	1	
9	09407-14403	CLAMP (L:125)	1	
10	37800-93954	SWITCH ASSY, ENGINE STOP	1	
11	33446-98E20	PROTECTOR (L:500)	1	L:500->100

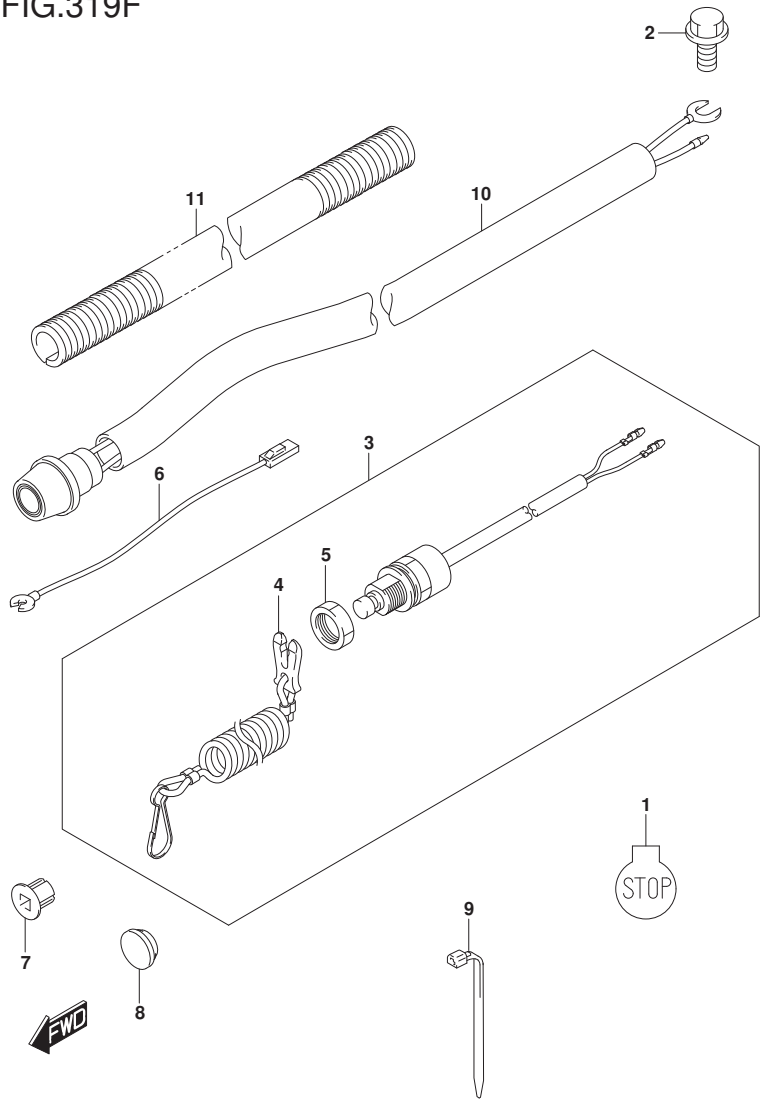


FIG.319G

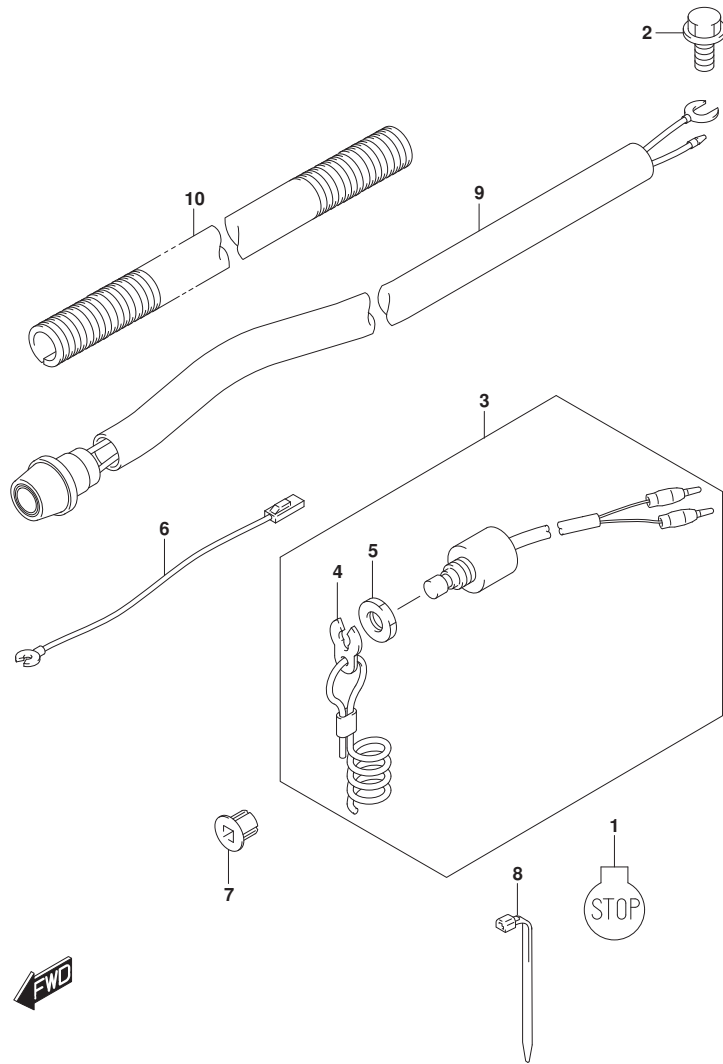


FIG.319G (1-I-12) ELECTRICAL (DT15AK P36)

REF NO.	PART NO.	DESCRIPTION	Q'TY	REMARKS
1	37835-95D00	LABEL, STOP	1	
2	01550-06127	BOLT	1	
3	37830-90L00	SWITCH ASSY, EMERGENCY/STOP	1	
4	37823-97J00	.PLATE	1	
5	37826-97J00	.NUT	1	
6	37801-98300	LEAD, EMERGENCY/STOP SWITCH	1	
7	21221-95L00	BUSH	1	
8	09407-14403	CLAMP (L:125)	1	
9	37800-93954	SWITCH ASSY, ENGINE STOP	1	
10	33446-98E20	PROTECTOR (L:500)	1	L:500->100

FIG.322A

FIG.322A (1-I-13) HARNESS (ELECTRIC STARTER) (DT15A P40)

REF NO.	PART NO.	DESCRIPTION	Q'TY	REMARKS
1	32800-95D01	RECTIFIER ASSY	1	
2	02142-05257	SCREW	1	
3	33810-92D00	CABLE ASSY, STARTER	1	
4	33811-96300	GROMMET, STARTER CABLE	1	
5	33820-93900	CABLE ASSY, PLUS TERM TO RELAY	1	
6	36740-93901	CASE ASSY, FUSE	1	
7	09481-20001	.FUSE (20A)	1	
8	33833-91J00	TUBE, TRIM RELAY CABLE	1	L:250->100
9	36610-93901	WIRE HARNESS	1	
10	37161-95L01	SWITCH ASSY, START	1	

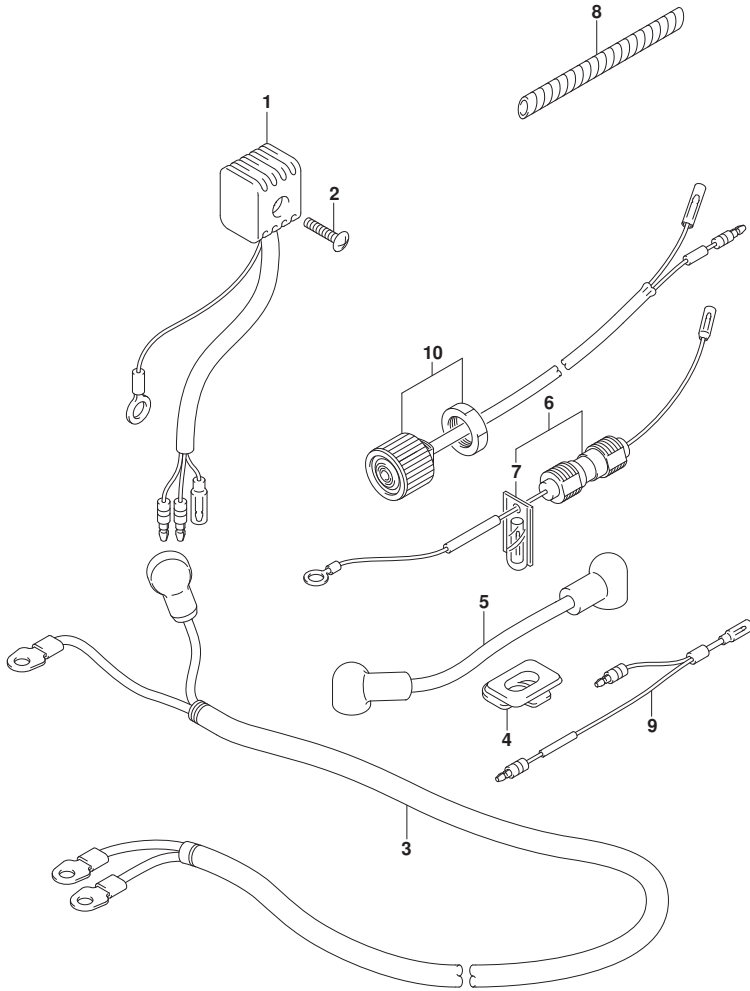


FIG.335A

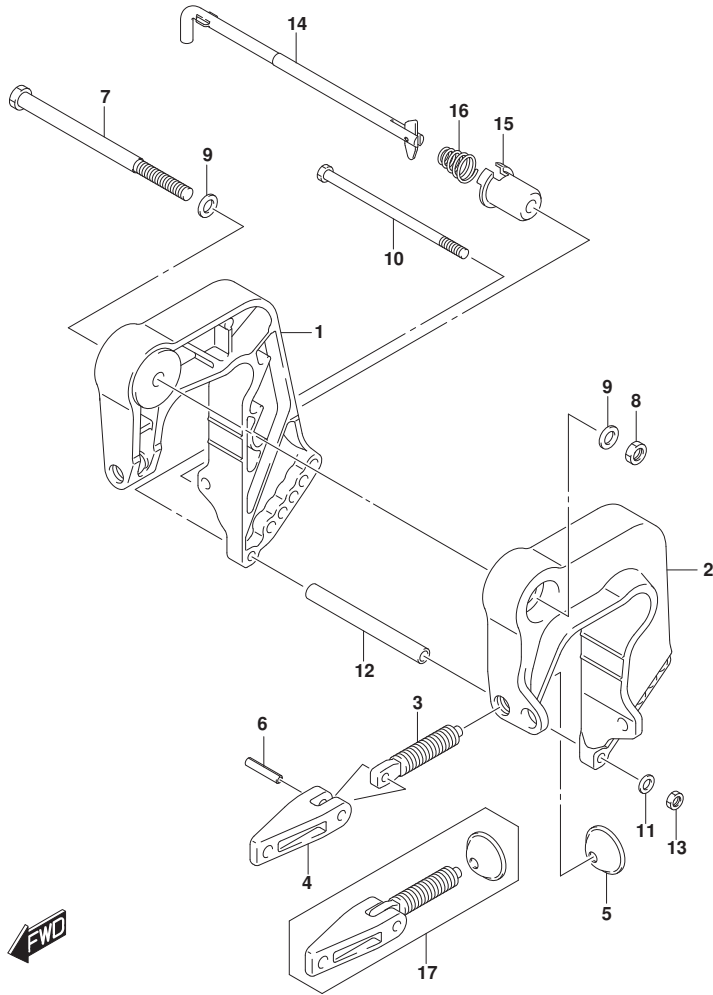


FIG.335A (1-14) CLAMP BRACKET (DT9.9A P40)

REF NO.	PART NO.	DESCRIPTION	Q'TY	REMARKS
1	41111-99J00-0EP	BRACKET, CLAMP STBD (BLACK)	1	
2	41121-99J00-0EP	BRACKET, CLAMP PORT (BLACK)	1	
3	41211-89E0	SCREW, CLAMP	2	
4	41212-91J00	HANDLE, CLAMP	2	
5	41213-94J01	PLATE, CLAMP	2	
6	09205-06021	SPRING PIN (6X25)	2	
7	09100-10320	BOLT (10X145)	1	
8	09159-10050	NUT	1	
9	09160-10082	WASHER (10.5X19X2)	2	
10	09100-06177	BOLT (6X140)	1	
11	09160-06082	WASHER (6.5X13X1.0)	1	
12	09180-06357	SPACER (6.5X10.5X104)	1	
13	29141-93J00	NUT, CLAMP BRKT LWR (M6)	1	
14	45420-99JM0	PIN, TILT LOCK	1	
15	45425-94J01	STOPPER, TILT LOCK PIN	1	
16	09441-17001	SPRING	1	
17	41210-89E11	SCREW ASSY, CLAMP	1	OPT

FIG.335B

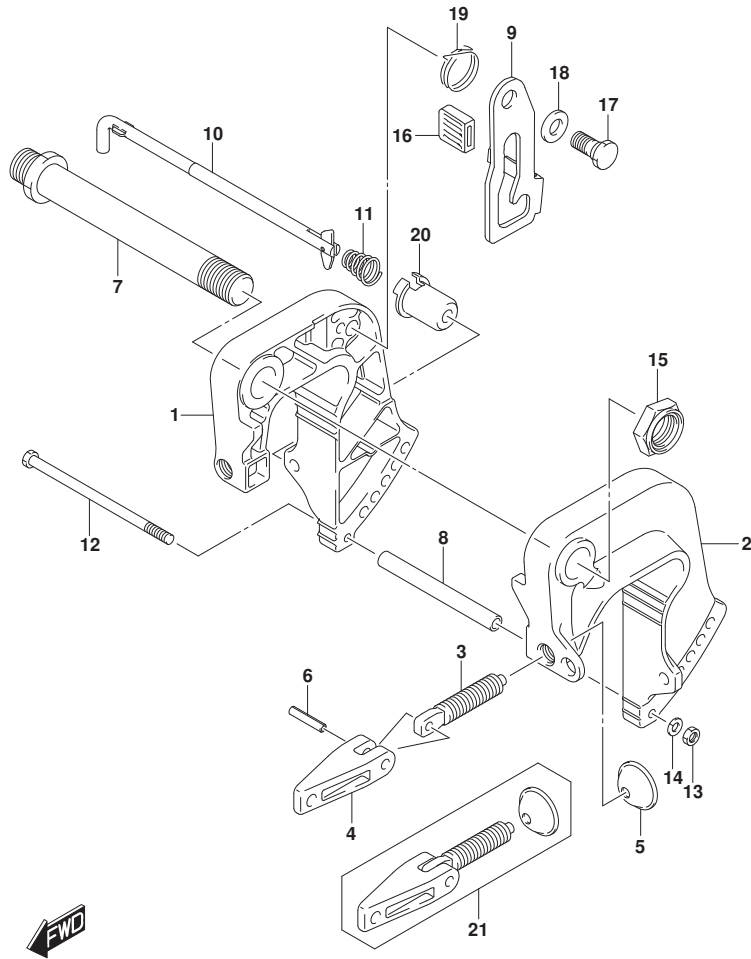


FIG.335B (1-I-15) CLAMP BRACKET (DT9.9A P36)

REF NO.	PART NO.	DESCRIPTION	Q'TY	REMARKS
1	41111-90L00-0EP	BRACKET, CLAMP STBD (BLACK)	1	
2	41121-90L00-0EP	BRACKET, CLAMP PORT (BLACK)	1	
3	41211-89E0	SCREW, CLAMP	2	
4	41212-91J00	HANDLE, CLAMP	2	
5	41213-94J01	PLATE, CLAMP	2	
6	09205-06021	SPRING PIN (6X25)	2	
7	41130-90L00	SHAFT, CLAMP BRACKET	1	
8	09180-06357	SPACER (6.5X10.5X104)	1	
9	41222-91L00	ARM, TILT LOCK	1	
10	45420-90L00	PIN, TILT LOCK	1	
11	09441-17001	SPRING	1	
12	09100-06177	BOLT (6X140)	1	
13	29141-93J00	NUT, CLAMP BRACKET LOWER	1	
14	29162-93J00	WASHER, LOCK	1	
15	09159-22006	NUT	1	
16	41225-94400	RUBBER, TILT LOCK ARM	1	
17	09111-10067	BOLT (10X20.5)	2	
18	09160-10082	WASHER (10.5X19X2)	1	
19	09448-29015	SPRING	1	
20	45425-94J01	STOPPER, TILT LOCK PIN	1	
21	41210-89E11	SCREW ASSY, CLAMP	2	OPT

FIG.335C

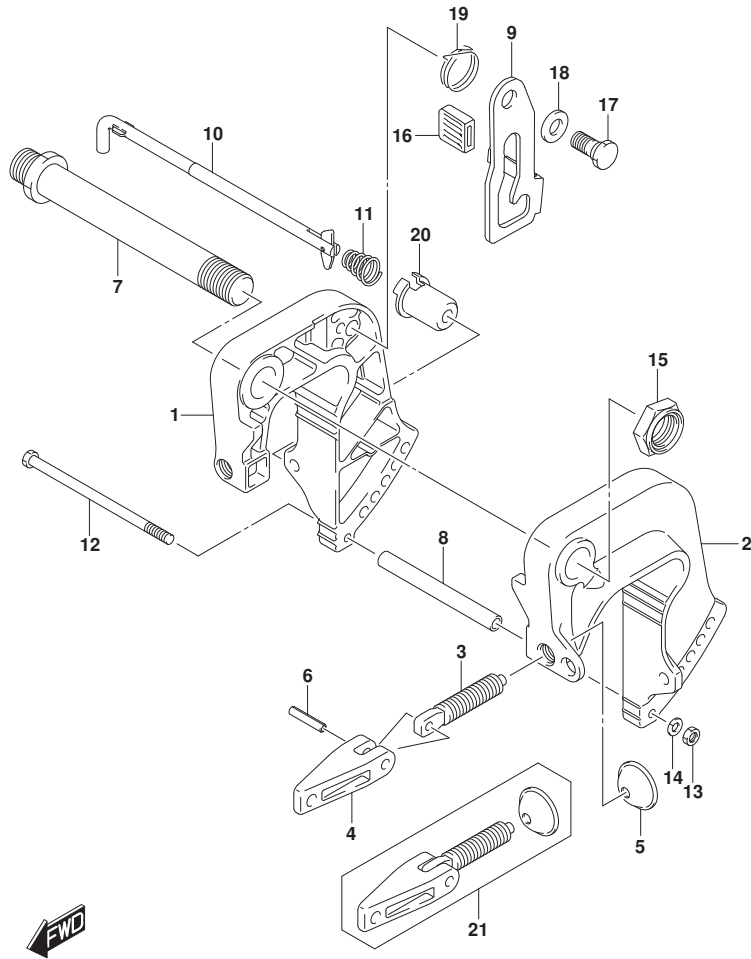


FIG.335C (1-J-2) CLAMP BRACKET (DT9.9AK P40)

REF NO.	PART NO.	DESCRIPTION	Q'TY	REMARKS
1	41111-90L00-0EP	BRACKET, CLAMP STBD (BLACK)	1	
2	41121-90L00-0EP	BRACKET, CLAMP PORT (BLACK)	1	
3	41211-89E0	SCREW, CLAMP	2	
4	41212-91J00	HANDLE, CLAMP	2	
5	41213-94J01	PLATE, CLAMP	2	
6	09205-06021	SPRING PIN (6X25)	2	
7	41130-90L00	SHAFT, CLAMP BRACKET	1	
8	09180-06357	SPACER (6.5X10.5X104)	1	
9	41222-91L00	ARM, TILT LOCK	1	
10	45420-90L00	PIN, TILT LOCK	1	
11	09441-17001	SPRING	1	
12	09100-06177	BOLT (6X140)	1	
13	29141-93J00	NUT, CLAMP BRACKET LOWER	1	
14	29162-93J00	WASHER, LOCK	1	
15	09159-22006	NUT	1	
16	41225-94400	RUBBER, TILT LOCK ARM	1	
17	09111-10067	BOLT (10X20.5)	2	
18	09160-10082	WASHER (10.5X19X2)	1	
19	09448-29015	SPRING	1	
20	45425-94J01	STOPPER, TILT LOCK PIN	1	
21	41210-89E11	SCREW ASSY, CLAMP	2	OPT

FIG.335D

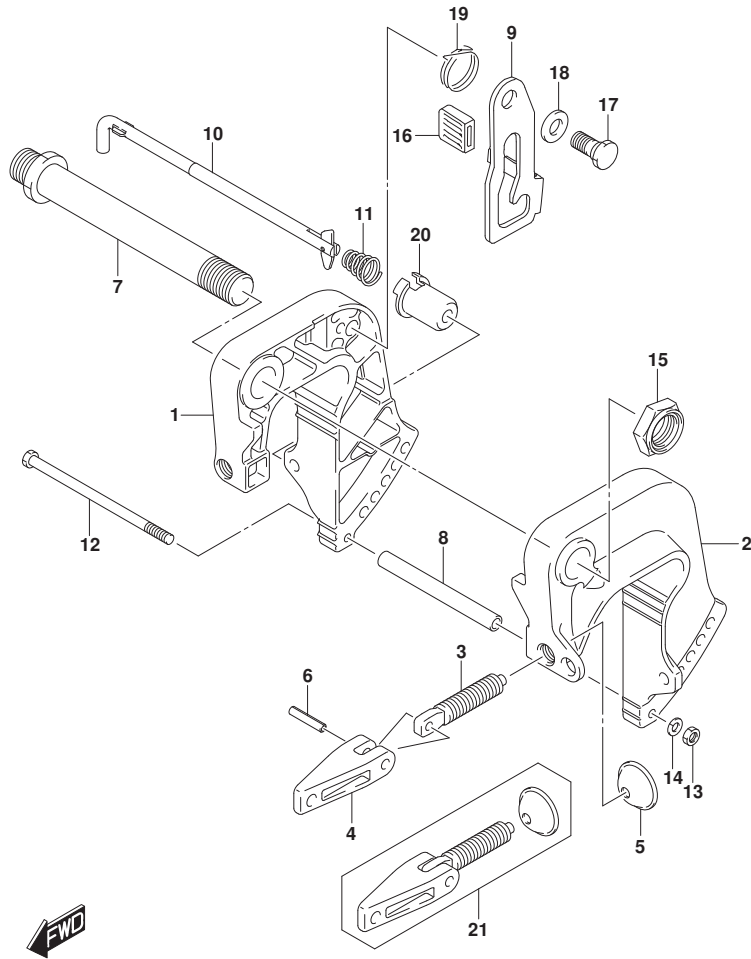


FIG.335D (1-J-3) CLAMP BRACKET (DT9.9AK P36)

REF NO.	PART NO.	DESCRIPTION	Q'TY	REMARKS
1	41111-90L00-0EP	BRACKET, CLAMP STBD (BLACK)	1	
2	41121-90L00-0EP	BRACKET, CLAMP PORT (BLACK)	1	
3	41211-89E0	SCREW, CLAMP	2	
4	41212-91J00	HANDLE, CLAMP	2	
5	41213-94J01	PLATE, CLAMP	2	
6	09205-06021	SPRING PIN (6X25)	2	
7	41130-90L00	SHAFT, CLAMP BRACKET	1	
8	09180-06357	SPACER (6.5X10.5X104)	1	
9	41222-91L00	ARM, TILT LOCK	1	
10	45420-90L00	PIN, TILT LOCK	1	
11	09441-17001	SPRING	1	
12	09100-06177	BOLT (6X140)	1	
13	29141-93J00	NUT, CLAMP BRACKET LOWER	1	
14	29162-93J00	WASHER, LOCK	1	
15	09159-22006	NUT	1	
16	41225-94400	RUBBER, TILT LOCK ARM	1	
17	09111-10067	BOLT (10X20.5)	2	
18	09160-10082	WASHER (10.5X19X2)	1	
19	09448-29015	SPRING	1	
20	45425-94J01	STOPPER, TILT LOCK PIN	1	
21	41210-89E11	SCREW ASSY, CLAMP	2	OPT

FIG.335E

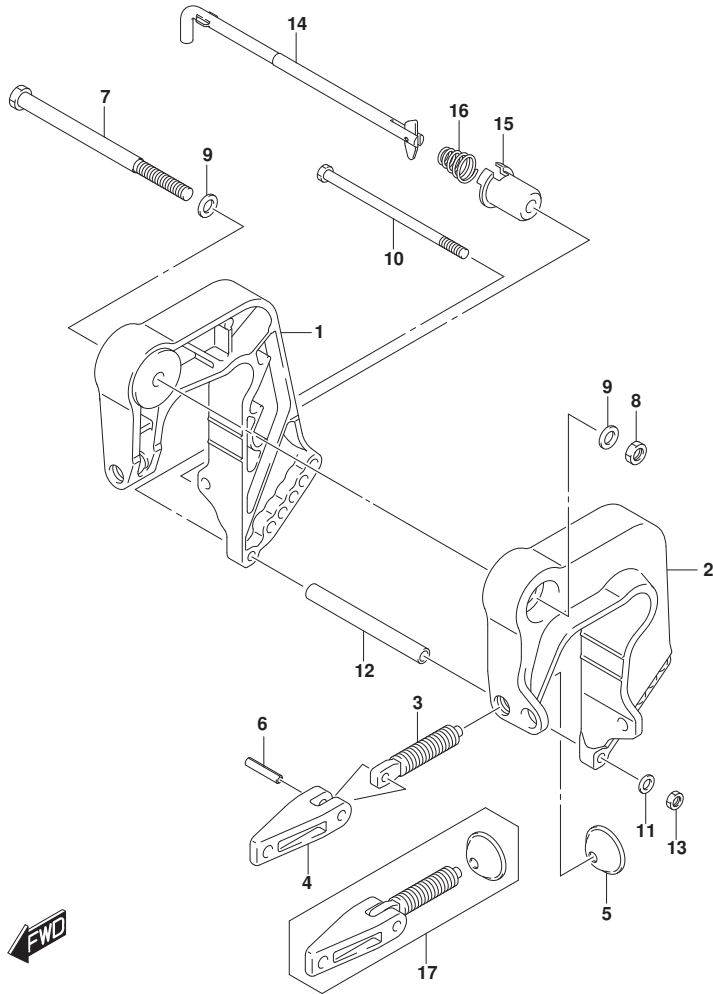


FIG.335E (1-J-4) CLAMP BRACKET (DT15A P40)

REF NO.	PART NO.	DESCRIPTION	Q'TY	REMARKS
1	41111-99J00-0EP	BRACKET, CLAMP STBD (BLACK)	1	
2	41121-99J00-0EP	BRACKET, CLAMP PORT (BLACK)	1	
3	41211-89E0	SCREW, CLAMP	2	
4	41212-91J00	HANDLE, CLAMP	2	
5	41213-94J01	PLATE, CLAMP	2	
6	09205-06021	SPRING PIN (6X25)	2	
7	09100-10320	BOLT (10X145)	1	
8	09159-10050	NUT	1	
9	09160-10082	WASHER (10.5X19X2)	2	
10	09100-06177	BOLT (6X140)	1	
11	09160-06082	WASHER (6.5X13X1.0)	1	
12	09180-06357	SPACER (6.5X10.5X104)	1	
13	29141-93J00	NUT, CLAMP BRKT LWR (M6)	1	
14	45420-99JM0	PIN, TILT LOCK	1	
15	45425-94J01	STOPPER, TILT LOCK PIN	1	
16	09441-17001	SPRING	1	
17	41210-89E11	SCREW ASSY, CLAMP	1	OPT

FIG.335F

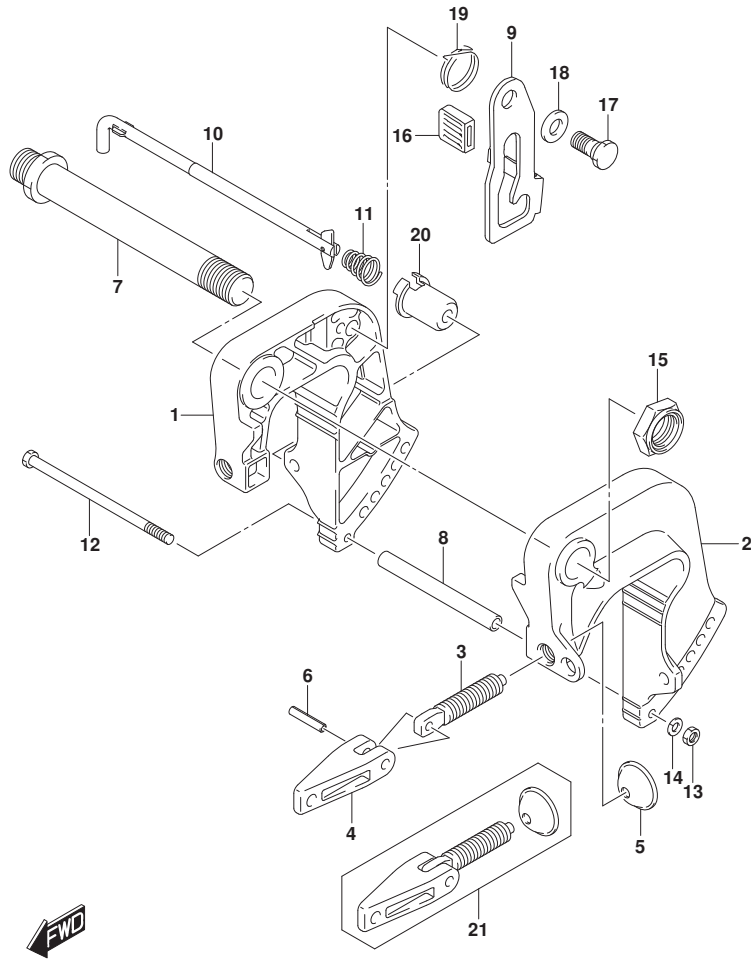


FIG.335F (1-J-5) CLAMP BRACKET (DT15A P36)

REF NO.	PART NO.	DESCRIPTION	Q'TY	REMARKS
1	41111-90L00-0EP	BRACKET, CLAMP STBD (BLACK)	1	
2	41121-90L00-0EP	BRACKET, CLAMP PORT (BLACK)	1	
3	41211-89E0	SCREW, CLAMP	2	
4	41212-91J00	HANDLE, CLAMP	2	
5	41213-94J01	PLATE, CLAMP	2	
6	09205-06021	SPRING PIN (6X25)	2	
7	41130-90L00	SHAFT, CLAMP BRACKET	1	
8	09180-06357	SPACER (6.5X10.5X104)	1	
9	41222-91L00	ARM, TILT LOCK	1	
10	45420-90L00	PIN, TILT LOCK	1	
11	09441-17001	SPRING	1	
12	09100-06177	BOLT (6X140)	1	
13	29141-93J00	NUT, CLAMP BRACKET LOWER	1	
14	29162-93J00	WASHER, LOCK	1	
15	09159-22006	NUT	1	
16	41225-94400	RUBBER, TILT LOCK ARM	1	
17	09111-10067	BOLT (10X20.5)	2	
18	09160-10082	WASHER (10.5X19X2)	1	
19	09448-29015	SPRING	1	
20	45425-94J01	STOPPER, TILT LOCK PIN	1	
21	41210-89E11	SCREW ASSY, CLAMP	2	OPT

FIG.335G

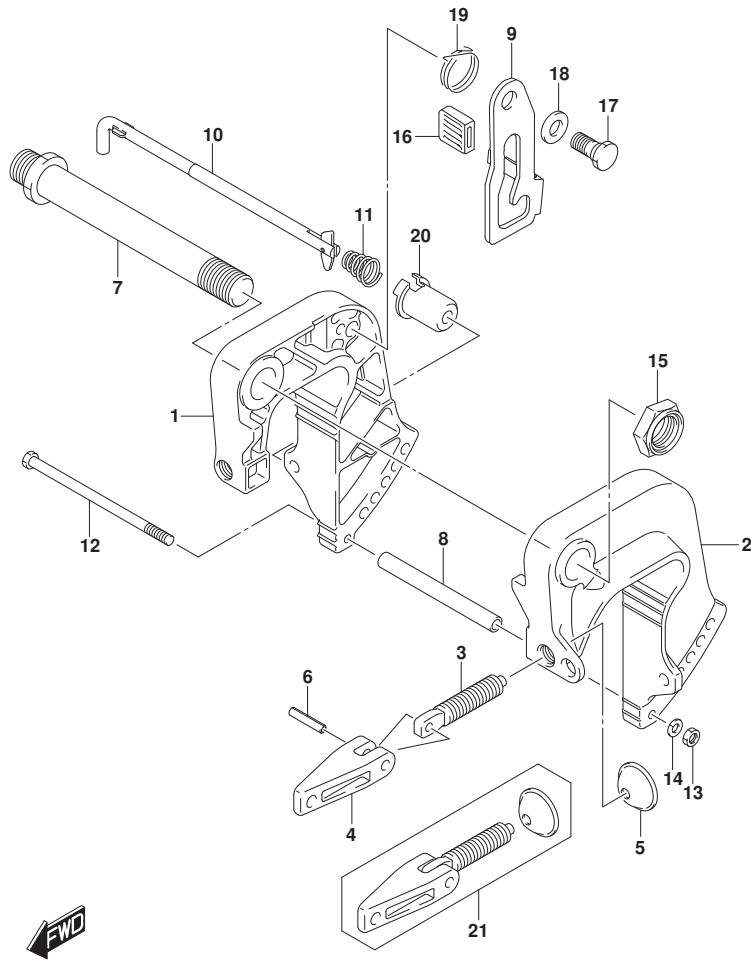


FIG.335G (1-J-6) CLAMP BRACKET (DT15AK P36)

REF NO.	PART NO.	DESCRIPTION	Q'TY	REMARKS
1	41111-90L00-0EP	BRACKET, CLAMP STBD (BLACK)	1	
2	41121-90L00-0EP	BRACKET, CLAMP PORT (BLACK)	1	
3	41211-89E0	SCREW, CLAMP	2	
4	41212-91J00	HANDLE, CLAMP	2	
5	41213-94J01	PLATE, CLAMP	2	
6	09205-06021	SPRING PIN (6X25)	2	
7	41130-90L00	SHAFT, CLAMP BRACKET	1	
8	09180-06357	SPACER (6.5X10.5X104)	1	
9	41222-91L00	ARM, TILT LOCK	1	
10	45420-90L00	PIN, TILT LOCK	1	
11	09441-17001	SPRING	1	
12	09100-06177	BOLT (6X140)	1	
13	29141-93J00	NUT, CLAMP BRACKET LOWER	1	
14	29162-93J00	WASHER, LOCK	1	
15	09159-22006	NUT	1	
16	41225-94400	RUBBER, TILT LOCK ARM	1	
17	09111-10067	BOLT (10X20.5)	2	
18	09160-10082	WASHER (10.5X19X2)	1	
19	09448-29015	SPRING	1	
20	45425-94J01	STOPPER, TILT LOCK PIN	1	
21	41210-89E11	SCREW ASSY, CLAMP	2	OPT

FIG.336A

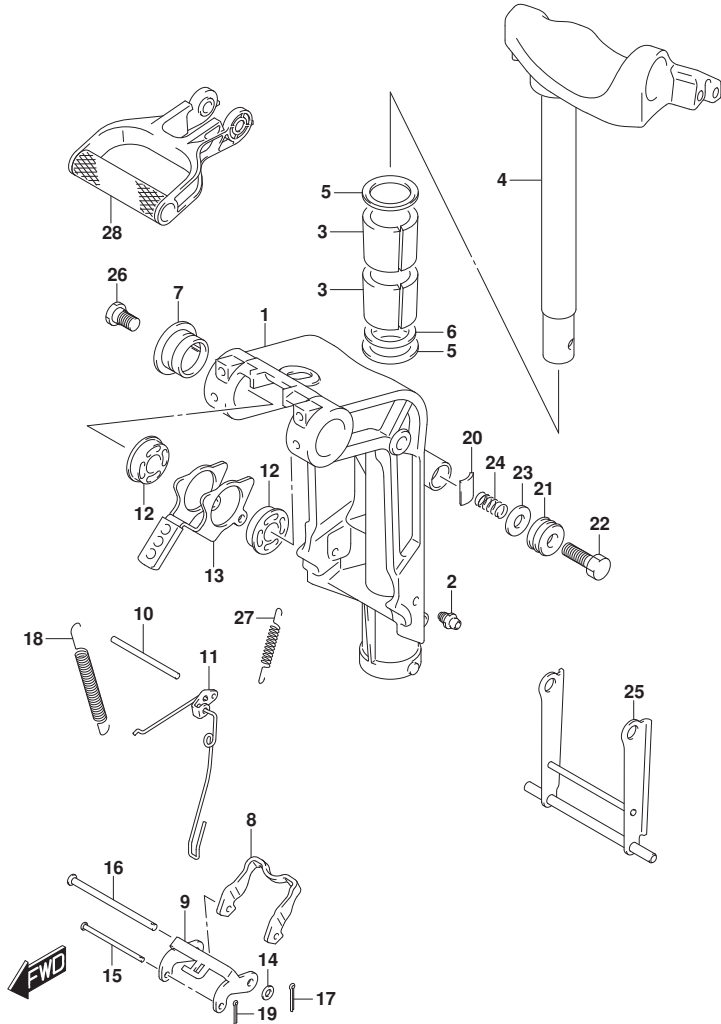
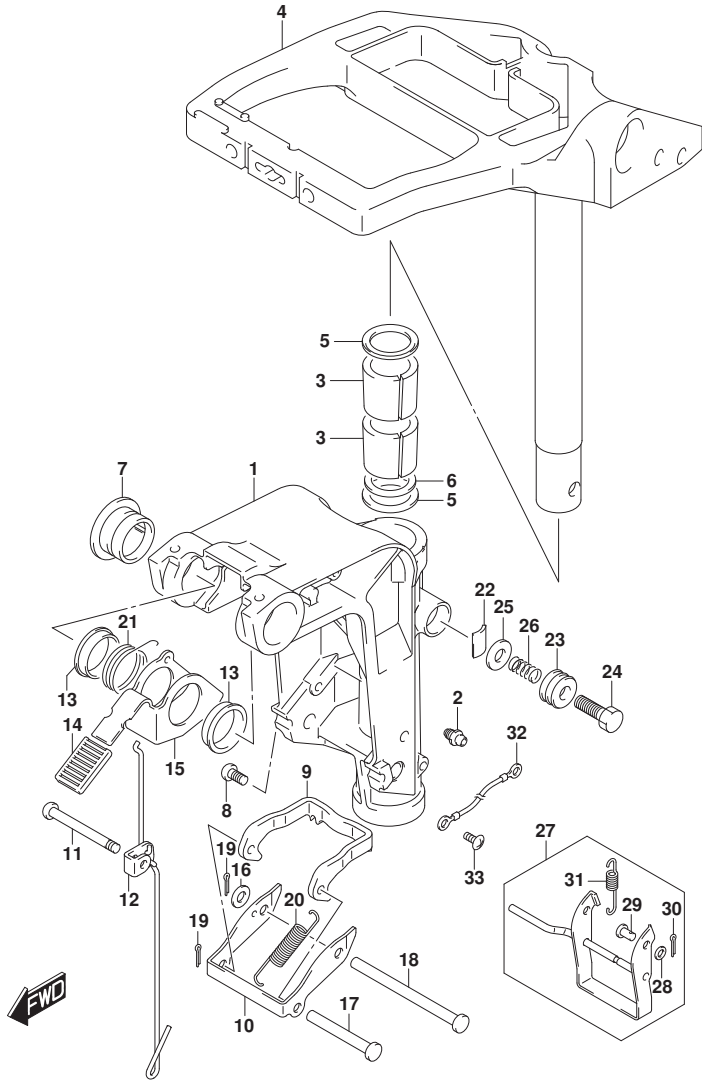


FIG.336A (1-J-7) SWIVEL BRACKET (DT9.9A P40)

REF NO.	PART NO.	DESCRIPTION	Q'TY	REMARKS
1	43111-99J60-0EP	BRACKET, SWIVEL (BLACK)	1	
2	22511-99011	NIPPLE	3	
3	43711-99J00	BUSH, STEERING	2	
4	43750-95L10-0EP	BRACKET, STEERING (BLACK)	1	
5	09160-27013	WASHER (27.5X47X2)	2	
6	43211-99J00	BUSH, SWIVEL SHAFT	2	
7	09282-27002	OIL SEAL (26X39X5)	1	
8	45231-89L00	ARM, REVERSE LOCK	1	
9	45241-89L00	LINK, REVERSE LOCK ARM	1	
10	41225-89L00	PIN, RELEASE ARM	1	
11	45250-89L03	LINK, RELEASE	1	
12	09306-10023	BUSH	2	
13	45261-95L00	LEVER, RELEASE	1	
14	09160-06082	WASHER (6.5X13X1.0)	1	
15	09200-05014	PIN	1	
16	09200-06061	PIN	1	
17	09204-01002	PIN	1	
18	45212-95L00	SPRING	2	
19	45247-99J00	PIN, REV LOCK ARM COTTER	1	
20	43411-939L0	ADJUSTER, STEERING	1	
21	43412-93900	COVER, STEERING ADJUST	1	
22	09100-08232	BOLT (8X30)	1	
23	09160-08082	WASHER (8.5X16X1.2)	1	
24	29440-93J00	SPRING	1	
25	45710-95L00	ARM, SHALLOW DRIVE	1	
26	09111-10067	BOLT (10X20.5)	2	
27	45722-94J11	SPRING	1	
28	41411-95L00-0EP	GRIP, CARRIER (BLACK)	1	

FIG.336B



DT9.9A_15A_P40_015_336B
SWIVEL BRACKET

FIG.336B (1-J-8) SWIVEL BRACKET (DT9.9A P36)

REF NO.	PART NO.	DESCRIPTION	Q'TY	REMARKS
1	43111-90L00-0EP	BRACKET, SWIVEL (BLACK)	1	
2	22511-99011	NIPPLE	3	
3	43711-99J00	BUSH, STEERING	2	
4	43750-90L11-0EP	BRACKET, STEERING (BLACK)	1	
5	09160-27013	WASHER (27.5X47X2)	2	
6	09280-27004	O RING (D:3.1,ID:26.2)	1	
7	43211-87JL0	BUSH, SWIVEL SHAFT	2	
8	09125-06063	SCREW (6X10)	1	
9	45231-90L00	ARM, REVERSE LOCK	1	
10	45241-90L00	LINK, REVERSE LOCK ARM	1	
11	41225-94502	PIN, RELEASE ARM	1	
12	45250-90L00	LINK, RELEASE	1	
13	09306-22006	BUSH (22.6X27X8)	2	
14	45255-93001	RUBBER, RELEASE LEVER	1	
15	45261-92L00	LEVER, RELEASE	1	
16	09160-06082	WASHER (6.5X13X1.0)	1	
17	09200-05014	PIN	1	
18	09200-06061	PIN	1	
19	09204-01002	PIN	2	
20	45212-94J01	SPRING	2	
21	09448-29018	SPRING	1	
22	43411-939L0	ADJUSTER, STEERING	1	
23	43412-93900	COVER, STEERING ADJUST	1	
24	09100-08232	BOLT (8X30)	1	
25	09160-08082	WASHER (8.5X16X1.2)	1	
26	29440-93J00	SPRING	1	
27	45700-90L00	DRIVE ASSY, SHALLOW	1	
28	09160-06082	.WASHER (6.5X13X1.0)	2	
29	29201-93J00	.SHAFT	2	
30	09204-01002	.PIN	2	
31	09443-08031	.SPRING	1	
32	36894-87D00	LEAD, SWIVEL TO MOUNT	1	
33	29125-93J10	SCREW, LEAD	1	

DT9. 9A_15A_P40_015

FIG.336C

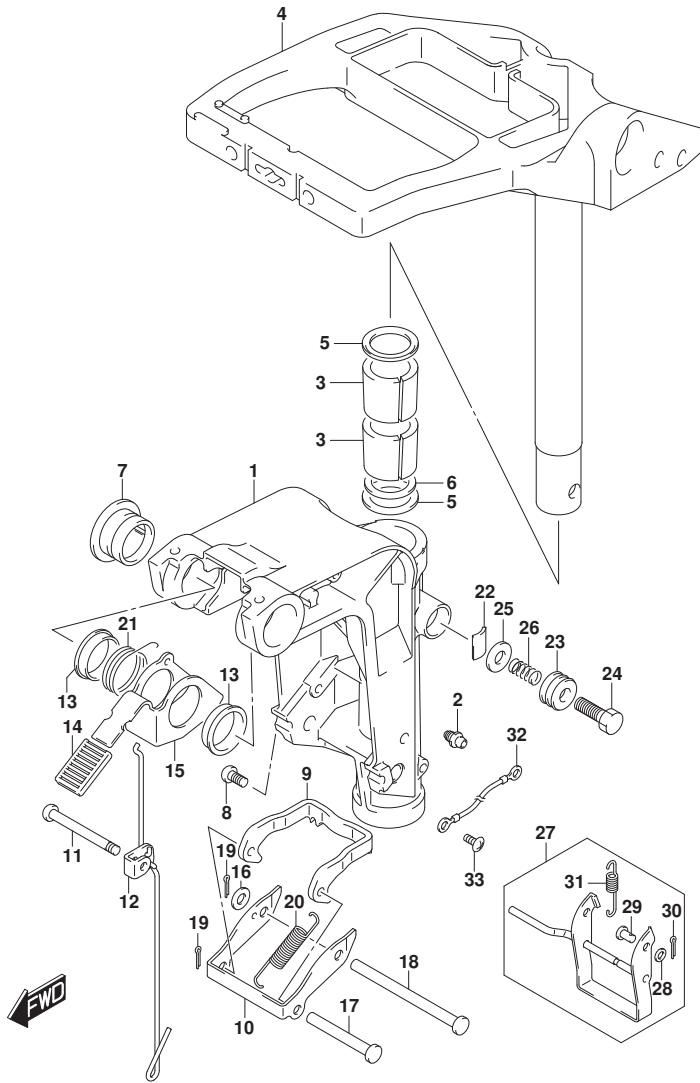


FIG.336C (1-J-9) SWIVEL BRACKET (DT9.9AK P40)

REF NO.	PART NO.	DESCRIPTION	Q'TY	REMARKS
1	43111-90L00-0EP	BRACKET, SWIVEL (BLACK)	1	
2	22511-99011	NIPPLE	3	
3	43711-99J00	BUSH, STEERING	2	
4	43750-90L11-0EP	BRACKET, STEERING (BLACK)	1	
5	09160-27013	WASHER (27.5X47X2)	2	
6	09280-27004	O RING (D:3.1,ID:26.2)	1	
7	43211-87JL0	BUSH, SWIVEL SHAFT	2	
8	09125-06063	SCREW (6X10)	1	
9	45231-90L00	ARM, REVERSE LOCK	1	
10	45241-90L00	LINK, REVERSE LOCK ARM	1	
11	41225-94502	PIN, RELEASE ARM	1	
12	45250-90L00	LINK, RELEASE	1	
13	09306-22006	BUSH (22.6X27X8)	2	
14	45255-93001	RUBBER, RELEASE LEVER	1	
15	45261-92L00	LEVER, RELEASE	1	
16	09160-06082	WASHER (6.5X13X1.0)	1	
17	09200-05014	PIN	1	
18	09200-06061	PIN	1	
19	09204-01002	PIN	2	
20	45212-94J01	SPRING	2	
21	09448-29018	SPRING	1	
22	43411-939L0	ADJUSTER, STEERING	1	
23	43412-93900	COVER, STEERING ADJUST	1	
24	09100-08232	BOLT (8X30)	1	
25	09160-08082	WASHER (8.5X16X1.2)	1	
26	29440-93J00	SPRING	1	
27	45700-90L00	DRIVE ASSY, SHALLOW	1	
28	09160-06082	.WASHER (6.5X13X1.0)	2	
29	29201-93J00	.SHAFT	2	
30	09204-01002	.PIN	2	
31	09443-08031	.SPRING	1	
32	36894-87D00	LEAD, SWIVEL TO MOUNT	1	
33	29125-93J10	SCREW, LEAD	1	

FIG.336D

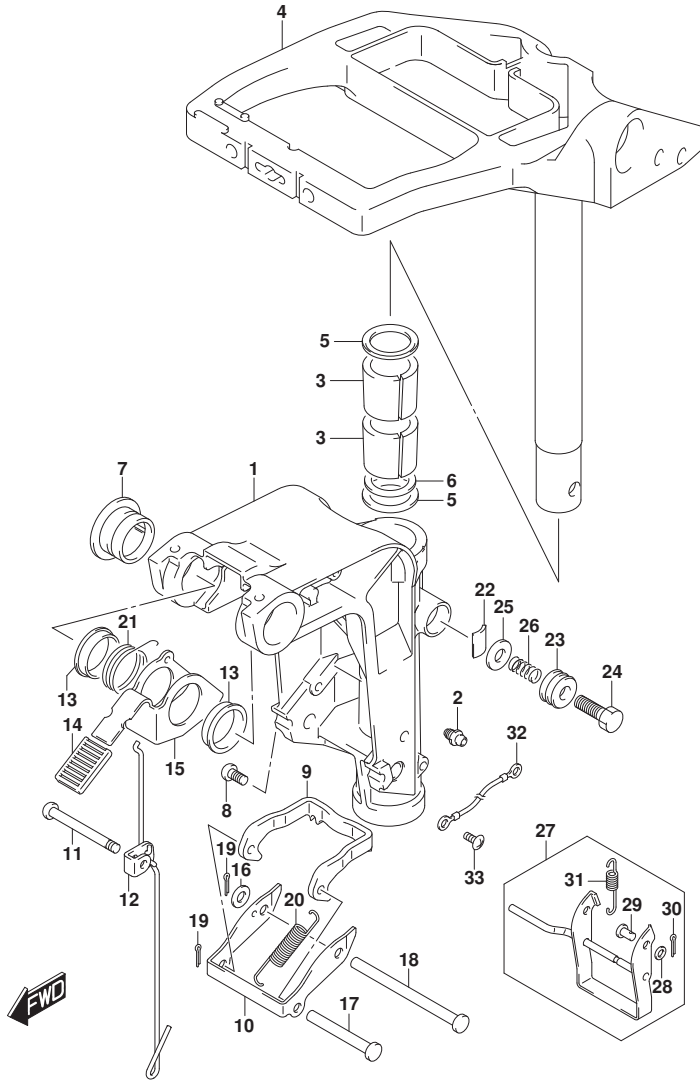


FIG.336D (1-J-10) SWIVEL BRACKET (DT9.9AK P36)

REF NO.	PART NO.	DESCRIPTION	Q'TY	REMARKS
1	43111-90L00-0EP	BRACKET, SWIVEL (BLACK)	1	
2	22511-99011	NIPPLE	3	
3	43711-99J00	BUSH, STEERING	2	
4	43750-90L11-0EP	BRACKET, STEERING (BLACK)	1	
5	09160-27013	WASHER (27.5X47X2)	2	
6	09280-27004	O RING (D:3.1,ID:26.2)	1	
7	43211-87JL0	BUSH, SWIVEL SHAFT	2	
8	09125-06063	SCREW (6X10)	1	
9	45231-90L00	ARM, REVERSE LOCK	1	
10	45241-90L00	LINK, REVERSE LOCK ARM	1	
11	41225-94502	PIN, RELEASE ARM	1	
12	45250-90L00	LINK, RELEASE	1	
13	09306-22006	BUSH (22.6X27X8)	2	
14	45255-93001	RUBBER, RELEASE LEVER	1	
15	45261-92L00	LEVER, RELEASE	1	
16	09160-06082	WASHER (6.5X13X1.0)	1	
17	09200-05014	PIN	1	
18	09200-06061	PIN	1	
19	09204-01002	PIN	2	
20	45212-94J01	SPRING	2	
21	09448-29018	SPRING	1	
22	43411-939L0	ADJUSTER, STEERING	1	
23	43412-93900	COVER, STEERING ADJUST	1	
24	09100-08232	BOLT (8X30)	1	
25	09160-08082	WASHER (8.5X16X1.2)	1	
26	29440-93J00	SPRING	1	
27	45700-90L00	DRIVE ASSY, SHALLOW	1	
28	09160-06082	.WASHER (6.5X13X1.0)	2	
29	29201-93J00	.SHAFT	2	
30	09204-01002	.PIN	2	
31	09443-08031	.SPRING	1	
32	36894-87D00	LEAD, SWIVEL TO MOUNT	1	
33	29125-93J10	SCREW, LEAD	1	

FIG.336E

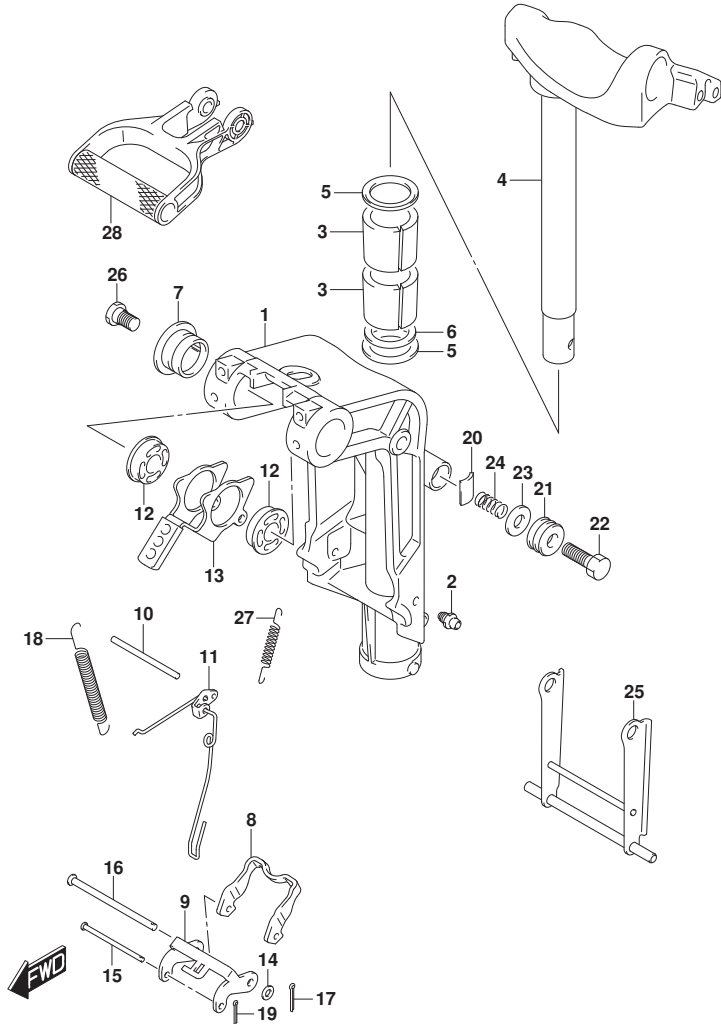


FIG.336E (1-J-11) SWIVEL BRACKET (DT15A P40)

REF NO.	PART NO.	DESCRIPTION	Q'TY	REMARKS
1	43111-99J60-0EP	BRACKET, SWIVEL (BLACK)	1	
2	22511-99011	NIPPLE	3	
3	43711-99J00	BUSH, STEERING	2	
4	43750-95L10-0EP	BRACKET, STEERING (BLACK)	1	
5	09160-27013	WASHER (27.5X47X2)	2	
6	43211-99J00	BUSH, SWIVEL SHAFT	2	
7	09282-27002	OIL SEAL (26X39X5)	1	
8	45231-89L00	ARM, REVERSE LOCK	1	
9	45241-89L00	LINK, REVERSE LOCK ARM	1	
10	41225-89L00	PIN, RELEASE ARM	1	
11	45250-89L03	LINK, RELEASE	1	
12	09306-10023	BUSH	2	
13	45261-95L00	LEVER, RELEASE	1	
14	09160-06082	WASHER (6.5X13X1.0)	1	
15	09200-05014	PIN	1	
16	09200-06061	PIN	1	
17	09204-01002	PIN	1	
18	45212-95L00	SPRING	2	
19	45247-99J00	PIN, REV LOCK ARM COTTER	1	
20	43411-939L0	ADJUSTER, STEERING	1	
21	43412-93900	COVER, STEERING ADJUST	1	
22	09100-08232	BOLT (8X30)	1	
23	09160-08082	WASHER (8.5X16X1.2)	1	
24	29440-93J00	SPRING	1	
25	45710-95L00	ARM, SHALLOW DRIVE	1	
26	09111-10067	BOLT (10X20.5)	2	
27	45722-94J11	SPRING	1	
28	41411-95L00-0EP	GRIP, CARRIER (BLACK)	1	

FIG.336F

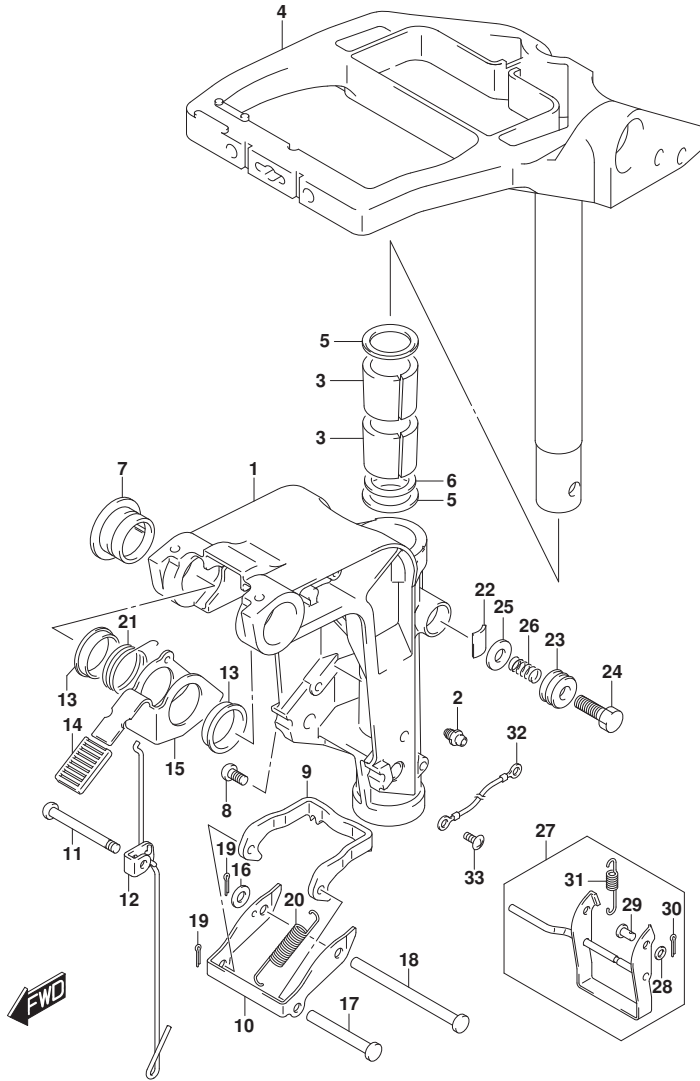


FIG.336F (1-J-12) SWIVEL BRACKET (DT15A P36)

REF NO.	PART NO.	DESCRIPTION	Q'TY	REMARKS
1	43111-90L00-0EP	BRACKET, SWIVEL (BLACK)	1	
2	22511-99011	NIPPLE	3	
3	43711-99J00	BUSH, STEERING	2	
4	43750-90L11-0EP	BRACKET, STEERING (BLACK)	1	
5	09160-27013	WASHER (27.5X47X2)	2	
6	09280-27004	O RING (D:3.1,ID:26.2)	1	
7	43211-87JL0	BUSH, SWIVEL SHAFT	2	
8	09125-06063	SCREW (6X10)	1	
9	45231-90L00	ARM, REVERSE LOCK	1	
10	45241-90L00	LINK, REVERSE LOCK ARM	1	
11	41225-94502	PIN, RELEASE ARM	1	
12	45250-90L00	LINK, RELEASE	1	
13	09306-22006	BUSH (22.6X27X8)	2	
14	45255-93001	RUBBER, RELEASE LEVER	1	
15	45261-92L00	LEVER, RELEASE	1	
16	09160-06082	WASHER (6.5X13X1.0)	1	
17	09200-05014	PIN	1	
18	09200-06061	PIN	1	
19	09204-01002	PIN	2	
20	45212-94J01	SPRING	2	
21	09448-29018	SPRING	1	
22	43411-939L0	ADJUSTER, STEERING	1	
23	43412-93900	COVER, STEERING ADJUST	1	
24	09100-08232	BOLT (8X30)	1	
25	09160-08082	WASHER (8.5X16X1.2)	1	
26	29440-93J00	SPRING	1	
27	45700-90L00	DRIVE ASSY, SHALLOW	1	
28	09160-06082	.WASHER (6.5X13X1.0)	2	
29	29201-93J00	.SHAFT	2	
30	09204-01002	.PIN	2	
31	09443-08031	.SPRING	1	
32	36894-87D00	LEAD, SWIVEL TO MOUNT	1	
33	29125-93J10	SCREW, LEAD	1	

FIG.336G

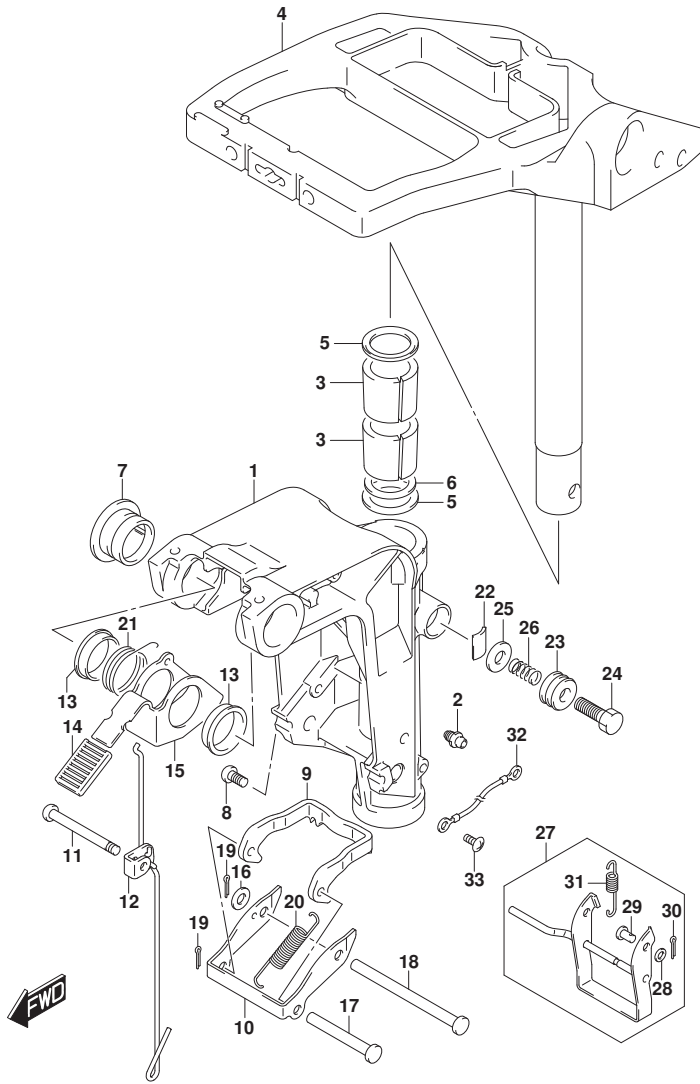


FIG.336G (1-J-13) SWIVEL BRACKET (DT15AK P36)

REF NO.	PART NO.	DESCRIPTION	Q'TY	REMARKS
1	43111-90L00-0EP	BRACKET, SWIVEL (BLACK)	1	
2	22511-99011	NIPPLE	3	
3	43711-99J00	BUSH, STEERING	2	
4	43750-90L11-0EP	BRACKET, STEERING (BLACK)	1	
5	09160-27013	WASHER (27.5X47X2)	2	
6	09280-27004	O RING (D:3.1,ID:26.2)	1	
7	43211-87JL0	BUSH, SWIVEL SHAFT	2	
8	09125-06063	SCREW (6X10)	1	
9	45231-90L00	ARM, REVERSE LOCK	1	
10	45241-90L00	LINK, REVERSE LOCK ARM	1	
11	41225-94502	PIN, RELEASE ARM	1	
12	45250-90L00	LINK, RELEASE	1	
13	09306-22006	BUSH (22.6X27X8)	2	
14	45255-93001	RUBBER, RELEASE LEVER	1	
15	45261-92L00	LEVER, RELEASE	1	
16	09160-06082	WASHER (6.5X13X1.0)	1	
17	09200-05014	PIN	1	
18	09200-06061	PIN	1	
19	09204-01002	PIN	2	
20	45212-94J01	SPRING	2	
21	09448-29018	SPRING	1	
22	43411-939L0	ADJUSTER, STEERING	1	
23	43412-93900	COVER, STEERING ADJUST	1	
24	09100-08232	BOLT (8X30)	1	
25	09160-08082	WASHER (8.5X16X1.2)	1	
26	29440-93J00	SPRING	1	
27	45700-90L00	DRIVE ASSY, SHALLOW	1	
28	09160-06082	.WASHER (6.5X13X1.0)	2	
29	29201-93J00	.SHAFT	2	
30	09204-01002	.PIN	2	
31	09443-08031	.SPRING	1	
32	36894-87D00	LEAD, SWIVEL TO MOUNT	1	
33	29125-93J10	SCREW, LEAD	1	

FIG.405A

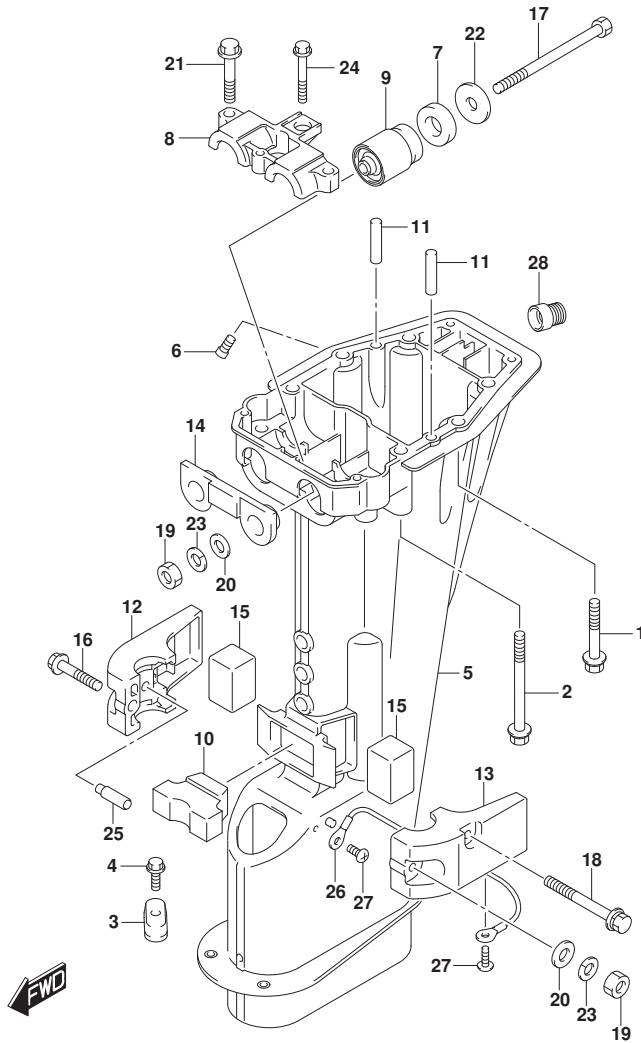


FIG.405A (1-J-14) DRIVE SHAFT HOUSING (DT9.9A P40)

REF NO.	PART NO.	DESCRIPTION	Q'TY	REMARKS
1	09118-08168	BOLT (8X50)	4	
2	09118-08172	BOLT (8X85)	2	
3	55321-90L00	ZINC, PROTECTION	2	W/TRANSOM(L)
4	09116-06225	BOLT (6X15)	2	W/TRANSOM(L)
5-1	52111-95L00-0EP	HOUSING, DRIVE SHAFT (S) (BLACK)	1	W/TRANSOM(S)
5-2	52111-95L10-0EP	HOUSING, DRIVE SHAFT (L) (BLACK)	1	W/TRANSOM(L)
6	52117-94400	TUBE, WATER INSP	1	
7	54121-92D00	CUSHION, UPPER MOUNT	2	
8	54137-90L00	COVER, UPPER MOUNT	1	
9	54130-93901	MOUNT, UPPER	2	
10	54151-93900	MOUNT, LOWER THRUST	1	
11	09202-06019	PIN (6X35)	2	
12-1	54221-90L10-0EP	COVER, LOWER MOUNT STBD (BLACK)	1	W/TRANSOM(S)
12-2	54211-90L10-0EP	COVER, LOWER MOUNT STBD (BLACK)	1	W/TRANSOM(L)
13-1	54221-90L10-0EP	COVER, LOWER MOUNT PORT (BLACK)	1	W/TRANSOM(S)
13-2	54221-90L10-0EP	COVER, LOWER MOUNT PORT (BLACK)	1	W/TRANSOM(L)
14	54125-93901	MOUNT, UPPER THRUST REVERSE	1	
15	54167-93900	MOUNT, LOWER SIDE	2	
16	09116-08154	BOLT (8X40)	1	
17	09100-08310	BOLT (8X90)	2	
18	09118-08170	BOLT (8X70)	2	
19	09140-08023-XC0	NUT	3	
20	09160-08082	WASHER (8.5X16X1.2)	3	
21	09116-08152	BOLT (8X45)	2	
22	09160-08084	WASHER (8X30X2.5)	2	
23	29162-93J10	LOCK WASHER	3	
24	09116-06232	BOLT (6X30)	1	
25	54213-93901	PIN	2	

FIG.405A

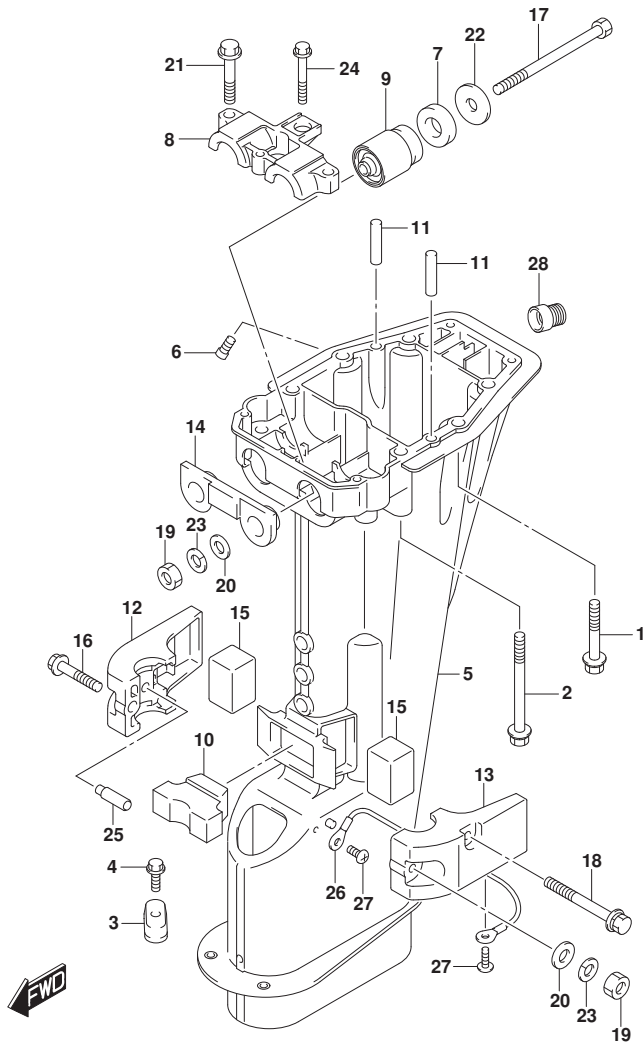


FIG.405A (1-J-15) DRIVE SHAFT HOUSING (DT9.9A P40)

REF NO.	PART NO.	DESCRIPTION	Q'TY	REMARKS
26	36894-95201	LEAD, MOUNT TO HOUSING (L:165)	1	W/TRANSOM(L)
27	29125-93J10	SCREW, LEAD	2	W/TRANSOM(L)
28	43112-95L00	PIPE, EXHAUST RELEASE	1	W/TRANSOM(S)

FIG.405B

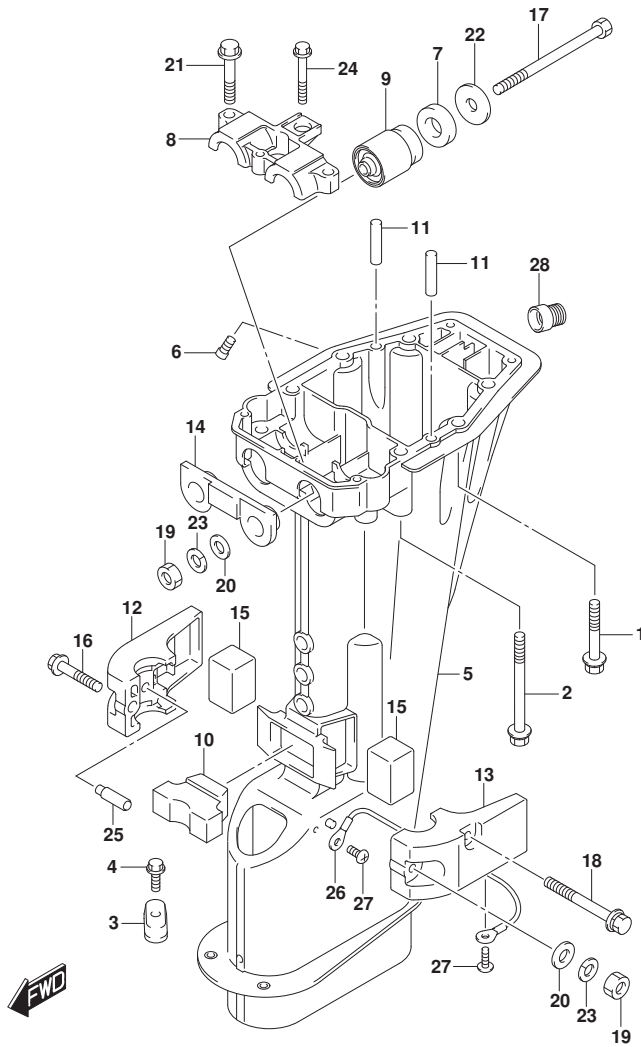


FIG.405B (1-K-2) DRIVE SHAFT HOUSING (DT9.9A P36)

REF NO.	PART NO.	DESCRIPTION	Q'TY	REMARKS
1	09118-08168	BOLT (8X50)	4	
2	09118-08172	BOLT (8X85)	2	
3	55321-90L00	ZINC, PROTECTION	2	W/TRANSOM(L)
4	09116-06225	BOLT (6X15)	2	W/TRANSOM(L)
5-1	52111-95L00-0EP	HOUSING, DRIVE SHAFT (S) (BLACK)	1	W/TRANSOM(S)
5-2	52111-95L10-0EP	HOUSING, DRIVE SHAFT (L) (BLACK)	1	W/TRANSOM(L)
6	52117-94400	TUBE, WATER INSP	1	
7	54121-92D00	CUSHION, UPPER MOUNT	2	
8	54137-90L00	COVER, UPPER MOUNT	1	
9	54130-93901	MOUNT, UPPER	2	
10	54151-93900	MOUNT, LOWER THRUST	1	
11	09202-06019	PIN (6X35)	2	
12	54211-90L10-0EP	COVER, LOWER MOUNT STBD (BLACK)	1	
13	54221-90L10-0EP	COVER, LOWER MOUNT PORT (BLACK)	1	
14	54125-93901	MOUNT, UPPER THRUST REVERSE	1	
15	54167-93900	MOUNT, LOWER SIDE	2	
16	09116-08154	BOLT (8X40)	1	
17	09100-08310	BOLT (8X90)	2	
18	09118-08170	BOLT (8X70)	2	
19	09140-08023-XC0	NUT	3	
20	09160-08082	WASHER (8.5X16X1.2)	3	
21	09116-08152	BOLT (8X45)	2	
22	09160-08084	WASHER (8X30X2.5)	2	
23	29162-93J10	LOCK WASHER	3	
24	09116-06232	BOLT (6X30)	1	
25	54213-93901	PIN	2	
26	36894-95201	LEAD, MOUNT TO HOUSING (L:165)	1	W/TRANSOM(L)
27	29125-93J10	SCREW, LEAD	2	W/TRANSOM(L)
28	43112-95L00	PIPE, EXHAUST RELEASE	1	W/TRANSOM(S)

FIG.405C

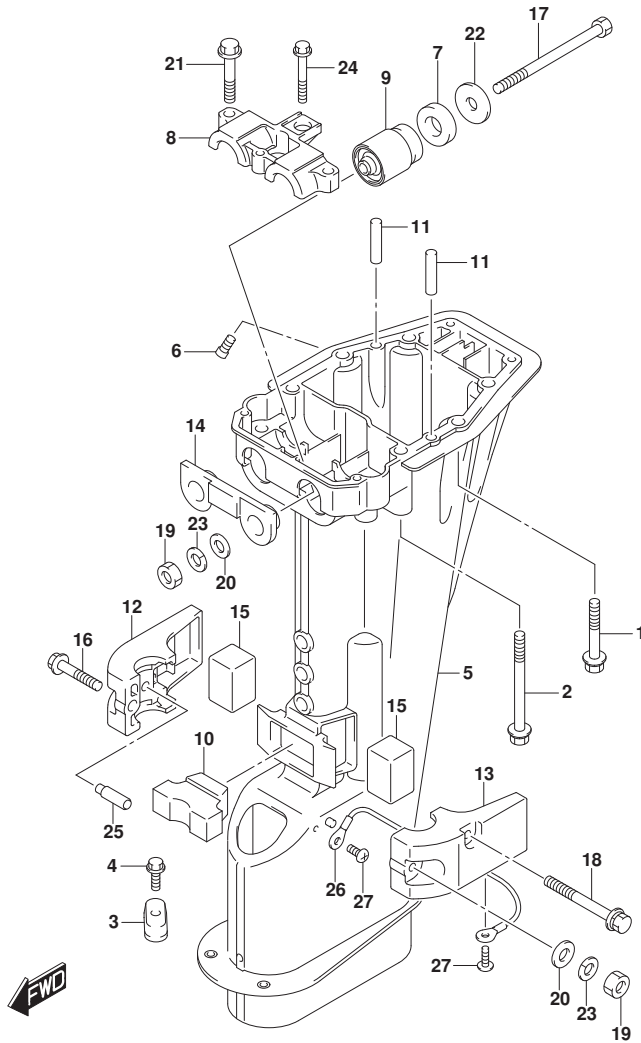


FIG.405C (1-K-3) DRIVE SHAFT HOUSING (DT9.9AK P40)

REF NO.	PART NO.	DESCRIPTION	Q'TY	REMARKS
1	09118-08168	BOLT (8X50)	4	
2	09118-08172	BOLT (8X85)	2	
3	55321-90L00	ZINC, PROTECTION	2	
4	09116-06225	BOLT (6X15)	2	
5	52111-95L10-0EP	HOUSING, DRIVE SHAFT (L) (BLACK)	1	
6	52117-94400	TUBE, WATER INSP	1	
7	54121-92D00	CUSHION, UPPER MOUNT	2	
8	54137-90L00	COVER, UPPER MOUNT	1	
9	54130-93901	MOUNT, UPPER	2	
10	54151-93900	MOUNT, LOWER THRUST	1	
11	09202-06019	PIN (6X35)	2	
12	54211-90L10-0EP	COVER, LOWER MOUNT STBD (BLACK)	1	
13	54221-90L10-0EP	COVER, LOWER MOUNT PORT (BLACK)	1	
14	54125-93901	MOUNT, UPPER THRUST REVERSE	1	
15	54167-93900	MOUNT, LOWER SIDE	2	
16	09116-08154	BOLT (8X40)	1	
17	09100-08310	BOLT (8X90)	2	
18	09118-08170	BOLT (8X70)	2	
19	09140-08023-XCO	NUT	3	
20	09160-08082	WASHER (8.5X16X1.2)	3	
21	09116-08152	BOLT (8X45)	2	
22	09160-08084	WASHER (8X30X2.5)	2	
23	29162-93J10	LOCK WASHER	3	
24	09116-06232	BOLT (6X30)	1	
25	54213-93901	PIN	2	
26	36894-95201	LEAD, MOUNT TO HOUSING (L:165)	1	
27	29125-93J10	SCREW, LEAD	2	

FIG.405D

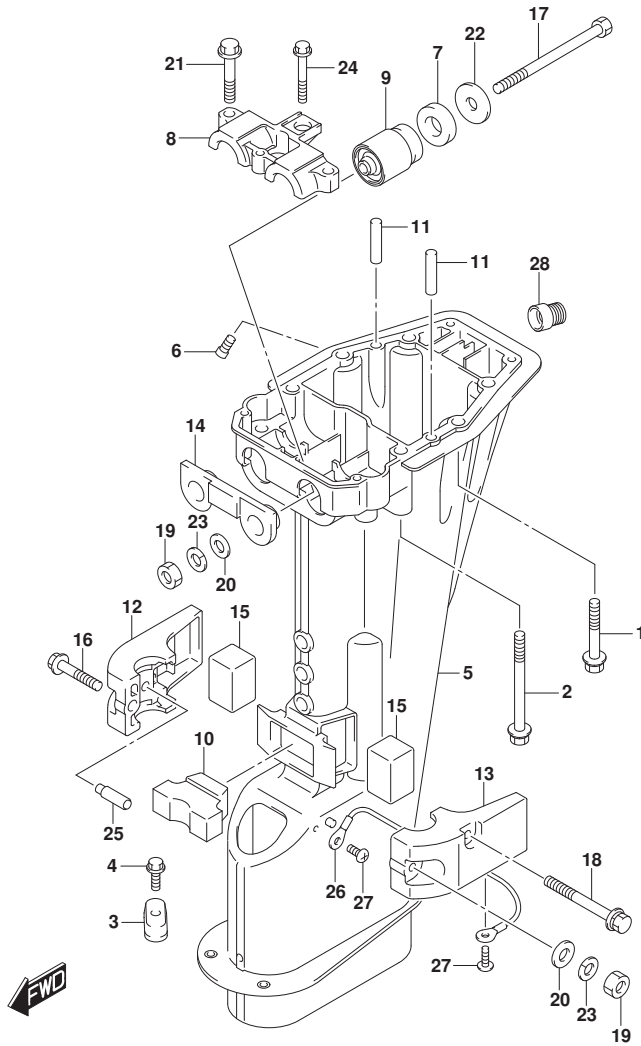


FIG.405D (1-K-4) DRIVE SHAFT HOUSING (DT9.9AK P36)

REF NO.	PART NO.	DESCRIPTION	Q'TY	REMARKS
1	09118-08168	BOLT (8X50)	4	
2	09118-08172	BOLT (8X85)	2	
3	55321-90L00	ZINC, PROTECTION	2	W/TRANSOM(L)
4	09116-06225	BOLT (6X15)	2	W/TRANSOM(L)
5-1	52111-95L00-0EP	HOUSING, DRIVE SHAFT (S) (BLACK)	1	W/TRANSOM(S)
5-2	52111-95L10-0EP	HOUSING, DRIVE SHAFT (L) (BLACK)	1	W/TRANSOM(L)
6	52117-94400	TUBE, WATER INSP	1	
7	54121-92D00	CUSHION, UPPER MOUNT	2	
8	54137-90L00	COVER, UPPER MOUNT	1	
9	54130-93901	MOUNT, UPPER	2	
10	54151-93900	MOUNT, LOWER THRUST	1	
11	09202-06019	PIN (6X35)	2	
12	54211-90L10-0EP	COVER, LOWER MOUNT STBD (BLACK)	1	
13	54221-90L10-0EP	COVER, LOWER MOUNT PORT (BLACK)	1	
14	54125-93901	MOUNT, UPPER THRUST REVERSE	1	
15	54167-93900	MOUNT, LOWER SIDE	2	
16	09116-08154	BOLT (8X40)	1	
17	09100-08310	BOLT (8X90)	2	
18	09118-08170	BOLT (8X70)	2	
19	09140-08023-XC0	NUT	3	
20	09160-08082	WASHER (8.5X16X1.2)	3	
21	09116-08152	BOLT (8X45)	2	
22	09160-08084	WASHER (8X30X2.5)	2	
23	29162-93J10	LOCK WASHER	3	
24	09116-06232	BOLT (6X30)	1	
25	54213-93901	PIN	2	
26	36894-95201	LEAD, MOUNT TO HOUSING (L:165)	1	W/TRANSOM(L)
27	29125-93J10	SCREW, LEAD	2	W/TRANSOM(L)
28	43112-95L00	PIPE, EXHAUST RELEASE	1	W/TRANSOM(S)

FIG.405E

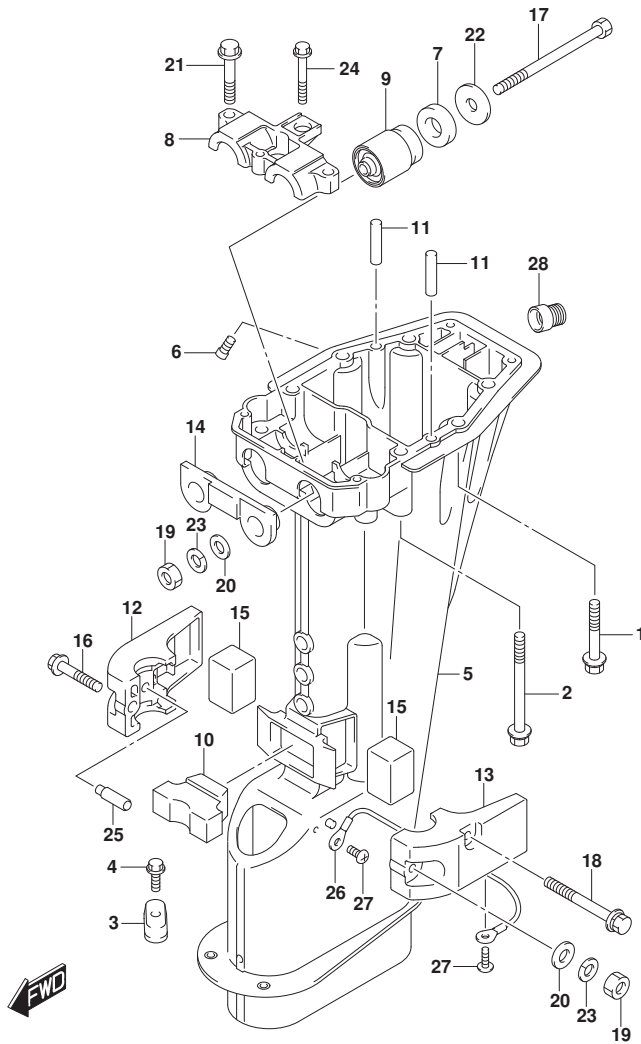


FIG.405E (1-K-5) DRIVE SHAFT HOUSING (DT15A P40)

REF NO.	PART NO.	DESCRIPTION	Q'TY	REMARKS
1	09118-08168	BOLT (8X50)	4	
2	09118-08172	BOLT (8X85)	2	
3	55321-90L00	ZINC, PROTECTION	2	W/TRANSOM(L)
4	09116-06225	BOLT (6X15)	2	W/TRANSOM(L)
5-1	52111-95L00-0EP	HOUSING, DRIVE SHAFT (S) (BLACK)	1	W/TRANSOM(S)
5-2	52111-95L10-0EP	HOUSING, DRIVE SHAFT (L) (BLACK)	1	W/TRANSOM(L)
6	52117-94400	TUBE, WATER INSP	1	
7	54121-92D00	CUSHION, UPPER MOUNT	2	
8	54137-90L00	COVER, UPPER MOUNT	1	
9	54130-93901	MOUNT, UPPER	2	
10	54151-93900	MOUNT, LOWER THRUST	1	
11	09202-06019	PIN (6X35)	2	
12-1	54221-90L10-0EP	COVER, LOWER MOUNT STBD (BLACK)	1	W/TRANSOM(S)
12-2	54211-90L10-0EP	COVER, LOWER MOUNT STBD (BLACK)	1	W/TRANSOM(L)
13-1	54221-90L10-0EP	COVER, LOWER MOUNT PORT (BLACK)	1	W/TRANSOM(S)
13-2	54221-90L10-0EP	COVER, LOWER MOUNT PORT (BLACK)	1	W/TRANSOM(L)
14	54125-93901	MOUNT, UPPER THRUST REVERSE	1	
15	54167-93900	MOUNT, LOWER SIDE	2	
16	09116-08154	BOLT (8X40)	1	
17	09100-08310	BOLT (8X90)	2	
18	09118-08170	BOLT (8X70)	2	
19	09140-08023-XC0	NUT	3	
20	09160-08082	WASHER (8.5X16X1.2)	3	
21	09116-08152	BOLT (8X45)	2	
22	09160-08084	WASHER (8X30X2.5)	2	
23	29162-93J10	LOCK WASHER	3	
24	09116-06232	BOLT (6X30)	1	
25	54213-93901	PIN	2	

FIG.405E

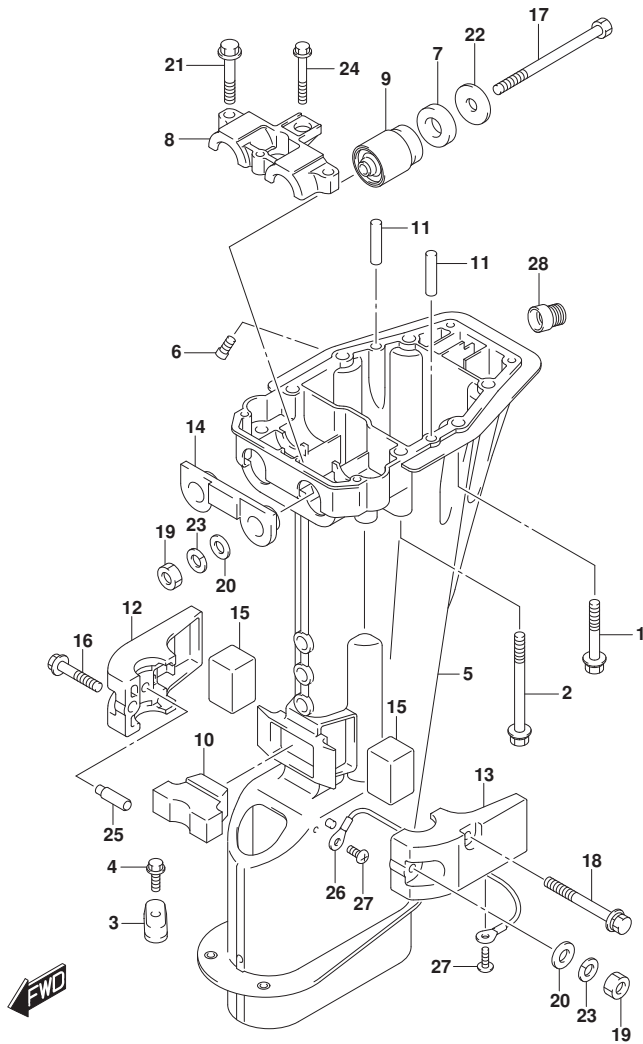


FIG.405E (1-K-6) DRIVE SHAFT HOUSING (DT15A P40)

REF NO.	PART NO.	DESCRIPTION	Q'TY	REMARKS
26	36894-95201	LEAD, MOUNT TO HOUSING (L:165)	1	W/TRANSOM(L)
27	29125-93J10	SCREW, LEAD	2	W/TRANSOM(L)
28	43112-95L00	PIPE, EXHAUST RELEASE	1	W/TRANSOM(S)

FIG.405F

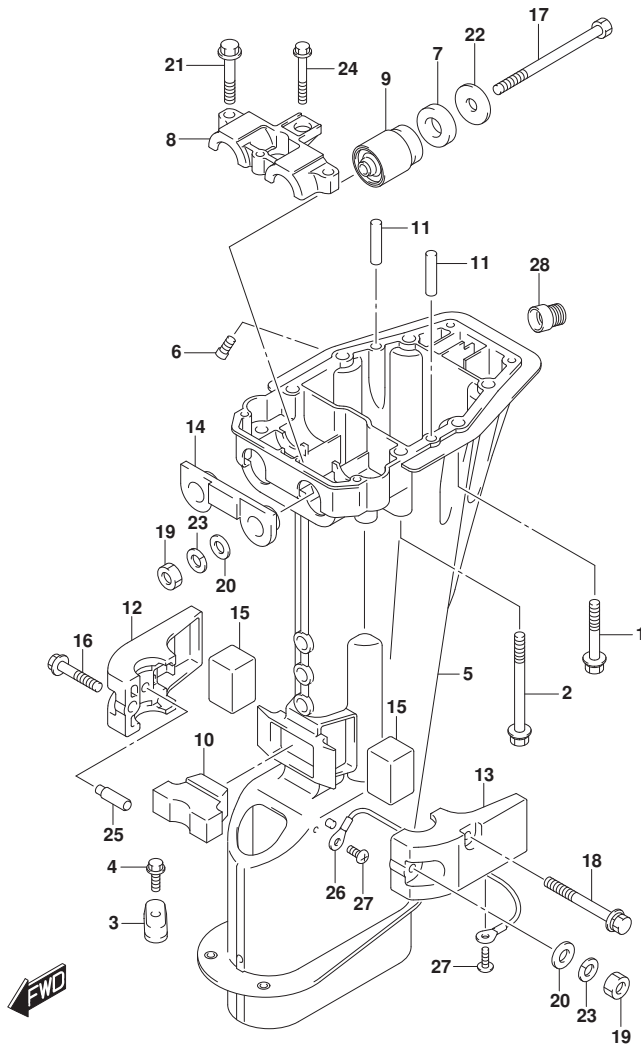


FIG.405F (1-K-7) DRIVE SHAFT HOUSING (DT15A P36)

REF NO.	PART NO.	DESCRIPTION	Q'TY	REMARKS
1	09118-08168	BOLT (8X50)	4	
2	09118-08172	BOLT (8X85)	2	
3	55321-90L00	ZINC, PROTECTION	2	W/TRANSOM(L)
4	09116-06225	BOLT (6X15)	2	W/TRANSOM(L)
5-1	52111-95L00-0EP	HOUSING, DRIVE SHAFT (S) (BLACK)	1	W/TRANSOM(S)
5-2	52111-95L10-0EP	HOUSING, DRIVE SHAFT (L) (BLACK)	1	W/TRANSOM(L)
6	52117-94400	TUBE, WATER INSP	1	
7	54121-92D00	CUSHION, UPPER MOUNT	2	
8	54137-90L00	COVER, UPPER MOUNT	1	
9	54130-93901	MOUNT, UPPER	2	
10	54151-93900	MOUNT, LOWER THRUST	1	
11	09202-06019	PIN (6X35)	2	
12	54211-90L10-0EP	COVER, LOWER MOUNT STBD (BLACK)	1	
13	54221-90L10-0EP	COVER, LOWER MOUNT PORT (BLACK)	1	
14	54125-93901	MOUNT, UPPER THRUST REVERSE	1	
15	54167-93900	MOUNT, LOWER SIDE	2	
16	09116-08154	BOLT (8X40)	1	
17	09100-08310	BOLT (8X90)	2	
18	09118-08170	BOLT (8X70)	2	
19	09140-08023-XC0	NUT	3	
20	09160-08082	WASHER (8.5X16X1.2)	3	
21	09116-08152	BOLT (8X45)	2	
22	09160-08084	WASHER (8X30X2.5)	2	
23	29162-93J10	LOCK WASHER	3	
24	09116-06232	BOLT (6X30)	1	
25	54213-93901	PIN	2	
26	36894-95201	LEAD, MOUNT TO HOUSING (L:165)	1	W/TRANSOM(L)
27	29125-93J10	SCREW, LEAD	2	W/TRANSOM(L)
28	43112-95L00	PIPE, EXHAUST RELEASE	1	W/TRANSOM(S)

FIG.405G

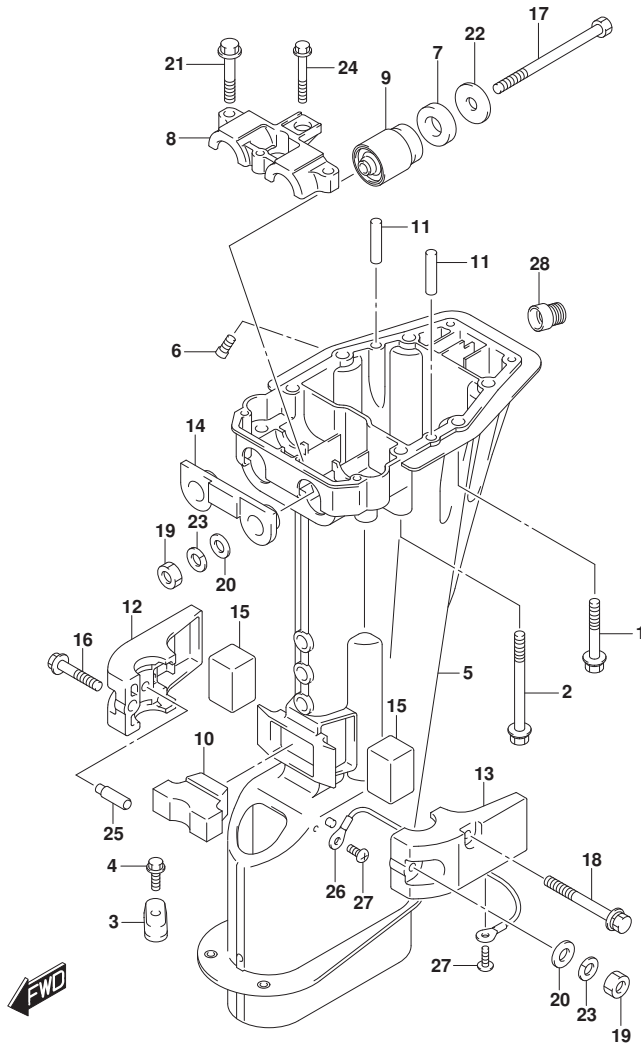


FIG.405G (1-K-8) DRIVE SHAFT HOUSING (DT15AK P36)

REF NO.	PART NO.	DESCRIPTION	Q'TY	REMARKS
1	09118-08168	BOLT (8X50)	4	
2	09118-08172	BOLT (8X85)	2	
3	55321-90L00	ZINC, PROTECTION	2	W/TRANSOM(L)
4	09116-06225	BOLT (6X15)	2	W/TRANSOM(L)
5-1	52111-95L00-0EP	HOUSING, DRIVE SHAFT (S) (BLACK)	1	W/TRANSOM(S)
5-2	52111-95L10-0EP	HOUSING, DRIVE SHAFT (L) (BLACK)	1	W/TRANSOM(L)
6	52117-94400	TUBE, WATER INSP	1	
7	54121-92D00	CUSHION, UPPER MOUNT	2	
8	54137-90L00	COVER, UPPER MOUNT	1	
9	54130-93901	MOUNT, UPPER	2	
10	54151-93900	MOUNT, LOWER THRUST	1	
11	09202-06019	PIN (6X35)	2	
12	54211-90L10-0EP	COVER, LOWER MOUNT STBD (BLACK)	1	
13	54221-90L10-0EP	COVER, LOWER MOUNT PORT (BLACK)	1	
14	54125-93901	MOUNT, UPPER THRUST REVERSE	1	
15	54167-93900	MOUNT, LOWER SIDE	2	
16	09116-08154	BOLT (8X40)	1	
17	09100-08310	BOLT (8X90)	2	
18	09118-08170	BOLT (8X70)	2	
19	09140-08023-XC0	NUT	3	
20	09160-08082	WASHER (8.5X16X1.2)	3	
21	09116-08152	BOLT (8X45)	2	
22	09160-08084	WASHER (8X30X2.5)	2	
23	29162-93J10	LOCK WASHER	3	
24	09116-06232	BOLT (6X30)	1	
25	54213-93901	PIN	2	
26	36894-95201	LEAD, MOUNT TO HOUSING (L:165)	1	W/TRANSOM(L)
27	29125-93J10	SCREW, LEAD	2	W/TRANSOM(L)
28	43112-95L00	PIPE, EXHAUST RELEASE	1	W/TRANSOM(S)

FIG.407A

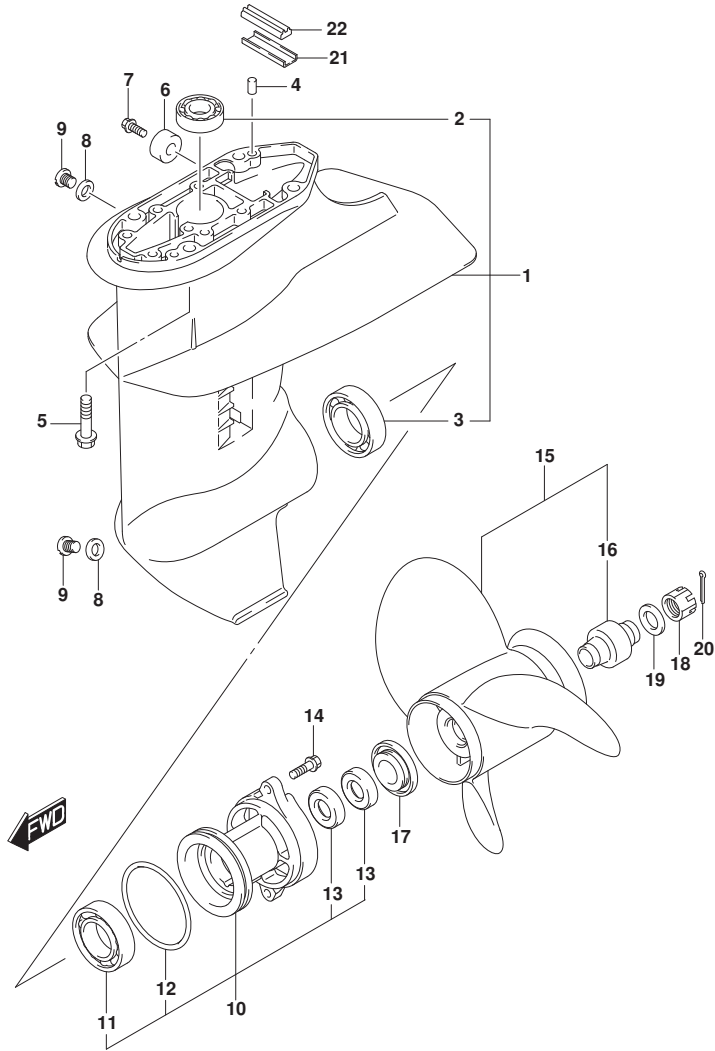


FIG.407A (1-K-9) GEAR CASE

REF NO.	PART NO.	DESCRIPTION	Q'TY	REMARKS
1	55100-99J40-0EP	CASE, GEAR (BLACK)	1	
2	09263-17L03	.BEARING (17X24X27.5)	1	
3	09262-25003	.BEARING (25X52X15)	1	
4	09202-06023	PIN (6X10)	2	
5	09116-08151	BOLT (8X30)	4	
6-1	55321-87J00	ANODE, PROTECTION	1	
6-2	55321-87J10	ANODE, PROTECTION	1	OPT
7	09103-06281	BOLT (6X14)	1	
8	59178-97J00	GASKET, DRAIN PLUG	2	
9	09248-08001	PLUG (8X7.5)	2	
10	56120-99J40-0EP	HOUSING, PROPELLER SHAFT (BLACK)	1	
11	08110-60050	.BEARING	1	
12	09280-57002	.O RING (D:3.5,ID:65.2)	1	
13	09289-17L02	.OIL SEAL (17X30X6)	2	
14	09116-06227	BOLT (6X20)	2	
15-1	58100-89L00-019	PROPELLER, 3X9-1/4X7 (BLACK)	1	
15-2	58100-89L30-019	PROPELLER, 3X9-1/4X10 (BLACK)	1	
15-3	58100-89L40-019	PROPELLER, 3X9-1/4X11 (BLACK)	1	
15-4	58100-90L40-019	PROPELLER, 3X9-1/4X8 (BLACK)	1	
15-5	58100-90L50-019	PROPELLER, 3X9-1/4X9 (BLACK)	1	
15-6	58100-90L60-019	PROPELLER, 3X9-1/4X10 (BLACK)	1	
16	58120-89L00	.BUSH, PROPELLER	1	
17	57632-94J00	STOPPER, PROPELLER BUSH	1	
18	09141-12005	NUT	1	
19	09160-12066	WASHER (12.5X22X2.5)	1	
20	09204-02004	PIN	1	
21	55331-99J10	CORE, EXHAUST SEAL	1	
22	55332-99J10	RUBBER, EXHAUST SEAL	1	

FIG.412A

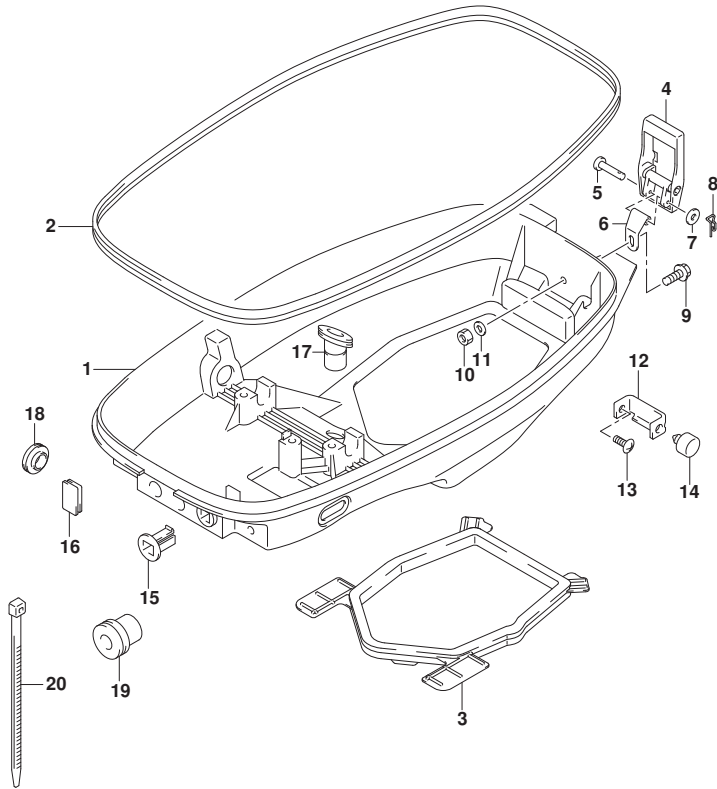


FIG.412A (1-K-10) LOWER COVER (DT9.9A P40)

REF NO.	PART NO.	DESCRIPTION	Q'TY	REMARKS
1	61110-95L00-0EP	COVER, ENGINE LOWER (BLACK)	1	
2	61112-95L10	RUBBER, LOWER COVER	1	
3	61113-95L00	SEAL, LOWER COVER	1	
4	61610-90L00	FASTENER	1	
5	61616-93EL0	PIN, LEVER	1	
6	61642-95L00	HOLDER, FASTENER LEVER	1	
7	09161-04012	WASHER (4.2X11X1)	1	
8	09385-04003	CLIP	1	
9	09116-06225	BOLT (6X15)	1	
10	09140-06020	NUT	1	
11	09160-06094	WASHER (6.5X15X1.5)	1	
12	61827-94J01	HOLDER, LOWER COVER	2	
13	02142-06167	SCREW	2	
14	61151-91J11	CUSHION, LOWER COVER HOLDER	2	
15	13632-93900	GROMMET	1	
16	39669-94400	PLUG, LOWER COVER	1	
17	23131-93900	BOOT, CLUTCH ROD	1	
18	21117-95L00	SEAL, CLUTCH LEVER	1	
19	36612-93900	GROMMET, REMOCON HARNESS	1	OPT
20	09407-25402	CLAMP (L:250)	1	OPT

FIG.412B

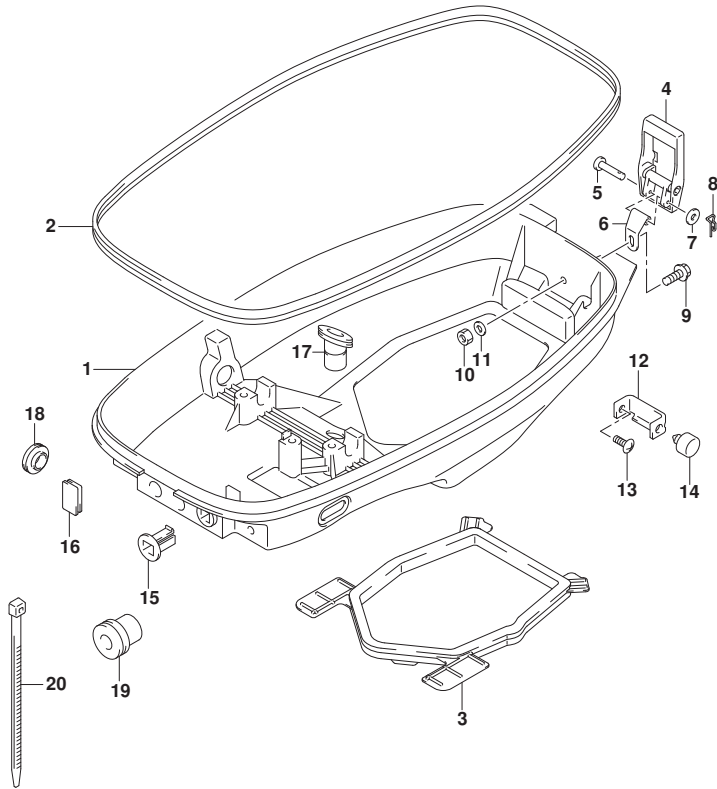


FIG.412B (1-K-11) LOWER COVER (DT9.9A P36)

REF NO.	PART NO.	DESCRIPTION	Q'TY	REMARKS
1	61110-95L00-0EP	COVER, ENGINE LOWER (BLACK)	1	
2	61112-95L10	RUBBER, LOWER COVER	1	
3	61113-95L00	SEAL, LOWER COVER	1	
4	61610-90L00	FASTENER	1	
5	61616-93EL0	PIN, LEVER	1	
6	61642-95L00	HOLDER, FASTENER LEVER	1	
7	09161-04012	WASHER (4.2X11X1)	1	
8	09385-04003	CLIP	1	
9	09116-06225	BOLT (6X15)	1	
10	09140-06020	NUT	1	
11	09160-06094	WASHER (6.5X15X1.5)	1	
12	61827-94J01	HOLDER, LOWER COVER	2	
13	02142-06167	SCREW	2	
14	61151-91J11	CUSHION, LOWER COVER HOLDER	2	
15	13632-93900	GROMMET	1	
16	39669-94400	PLUG, LOWER COVER	1	
17	23131-93900	BOOT, CLUTCH ROD	1	
18	21117-95L00	SEAL, CLUTCH LEVER	1	
19	36612-93900	GROMMET, REMOCON HARNESS	1	OPT
20	09407-25402	CLAMP (L:250)	1	OPT

FIG.412C

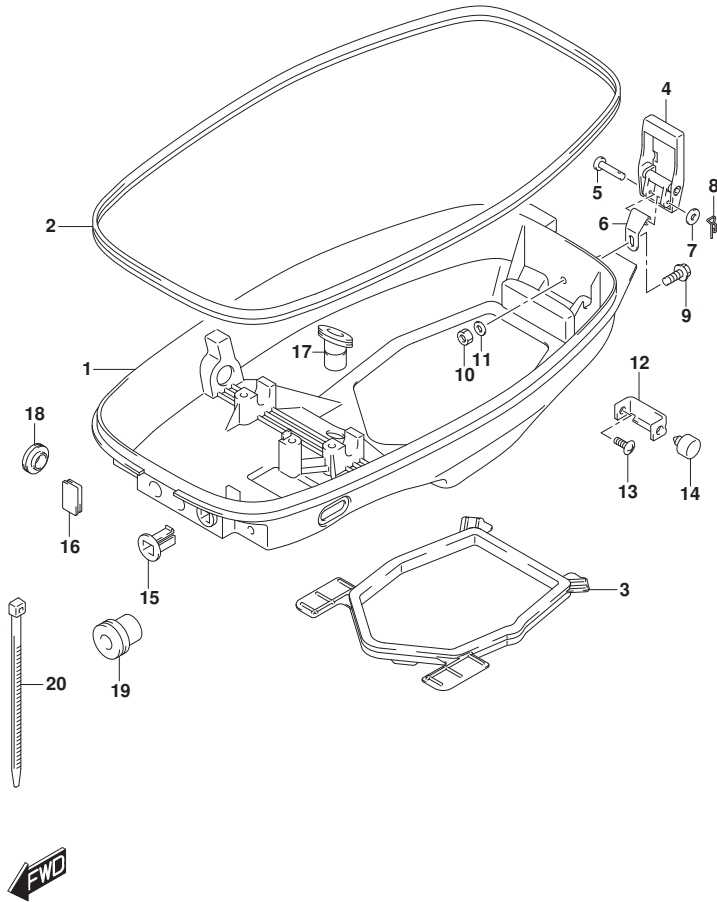


FIG.412C (1-K-12) LOWER COVER (DT9.9AK P40)

REF NO.	PART NO.	DESCRIPTION	Q'TY	REMARKS
1	61110-95L00-0EP	COVER, ENGINE LOWER (BLACK)	1	
2	61112-95L10	RUBBER, LOWER COVER	1	
3	61113-95L00	SEAL, LOWER COVER	1	
4	61610-90L00	FASTENER	1	
5	61616-93EL0	PIN, LEVER	1	
6	61642-95L00	HOLDER, FASTENER LEVER	1	
7	09161-04012	WASHER (4.2X11X1)	1	
8	09385-04003	CLIP	1	
9	09116-06225	BOLT (6X15)	1	
10	09140-06020	NUT	1	
11	09160-06094	WASHER (6.5X15X1.5)	1	
12	61827-94J01	HOLDER, LOWER COVER	2	
13	02142-06167	SCREW	2	
14	61151-91J11	CUSHION, LOWER COVER HOLDER	2	
15	13632-93950	GROMMET	1	
16	39669-94400	PLUG, LOWER COVER	1	
17	23131-93900	BOOT, CLUTCH ROD	1	
18	21117-95L00	SEAL, CLUTCH LEVER	1	
19	36612-93900	GROMMET, REMOCON HARNESS	1	OPT
20	09407-25402	CLAMP (L:250)	1	OPT

FIG.412D

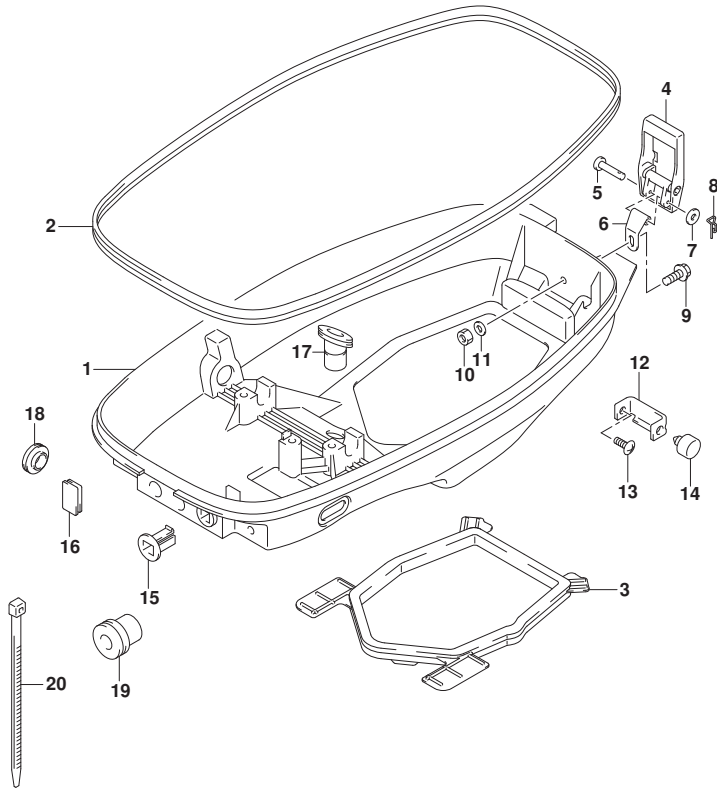


FIG.412D (1-K-13) LOWER COVER (DT9.9AK P36)

REF NO.	PART NO.	DESCRIPTION	Q'TY	REMARKS
1	61110-95L00-0EP	COVER, ENGINE LOWER (BLACK)	1	
2	61112-95L10	RUBBER, LOWER COVER	1	
3	61113-95L00	SEAL, LOWER COVER	1	
4	61610-90L00	FASTENER	1	
5	61616-93EL0	PIN, LEVER	1	
6	61642-95L00	HOLDER, FASTENER LEVER	1	
7	09161-04012	WASHER (4.2X11X1)	1	
8	09385-04003	CLIP	1	
9	09116-06225	BOLT (6X15)	1	
10	09140-06020	NUT	1	
11	09160-06094	WASHER (6.5X15X1.5)	1	
12	61827-94J01	HOLDER, LOWER COVER	2	
13	02142-06167	SCREW	2	
14	61151-91J11	CUSHION, LOWER COVER HOLDER	2	
15	13632-93950	GROMMET	1	
16	39669-94400	PLUG, LOWER COVER	1	
17	23131-93900	BOOT, CLUTCH ROD	1	
18	21117-95L00	SEAL, CLUTCH LEVER	1	
19	36612-93900	GROMMET, REMOCON HARNESS	1	OPT
20	09407-25402	CLAMP (L:250)	1	OPT

FIG.412E

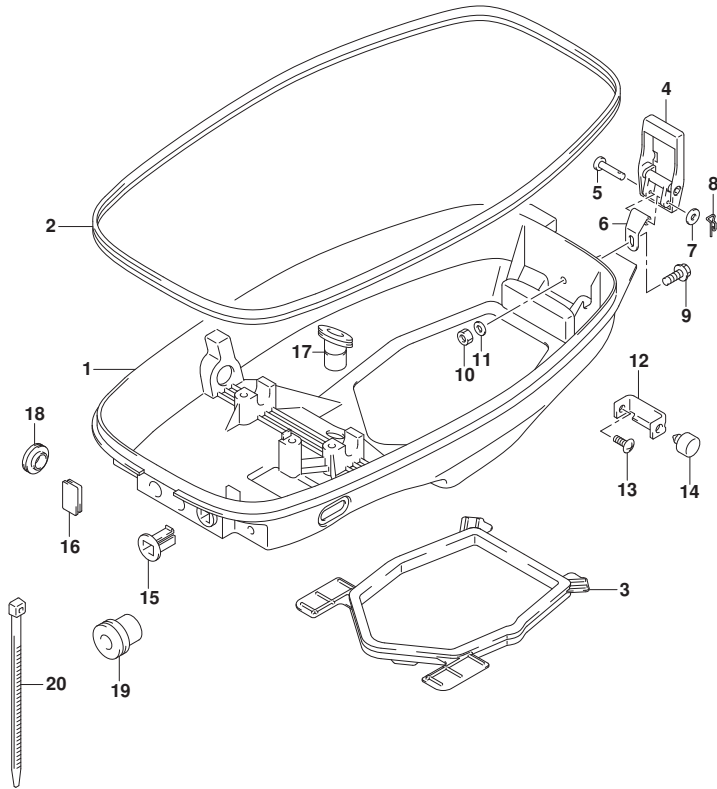


FIG.412E (1-K-14) LOWER COVER (DT15A P40)

REF NO.	PART NO.	DESCRIPTION	Q'TY	REMARKS
1	61110-95L00-0EP	COVER, ENGINE LOWER (BLACK)	1	
2	61112-95L10	RUBBER, LOWER COVER	1	
3	61113-95L00	SEAL, LOWER COVER	1	
4	61610-90L00	FASTENER	1	
5	61616-93EL0	PIN, LEVER	1	
6	61642-95L00	HOLDER, FASTENER LEVER	1	
7	09161-04012	WASHER (4.2X11X1)	1	
8	09385-04003	CLIP	1	
9	09116-06225	BOLT (6X15)	1	
10	09140-06020	NUT	1	
11	09160-06094	WASHER (6.5X15X1.5)	1	
12	61827-94J01	HOLDER, LOWER COVER	2	
13	02142-06167	SCREW	2	
14	61151-91J11	CUSHION, LOWER COVER HOLDER	2	
15	13632-93900	GROMMET	1	
16	39669-94400	PLUG, LOWER COVER	1	MANUAL STARTER
17	23131-93900	BOOT, CLUTCH ROD	1	
18	21117-95L00	SEAL, CLUTCH LEVER	1	
19	36612-93900	GROMMET, REMOCON HARNESS	1	OPT
20	09407-25402	CLAMP (L:250)	1	OPT

FIG.412F

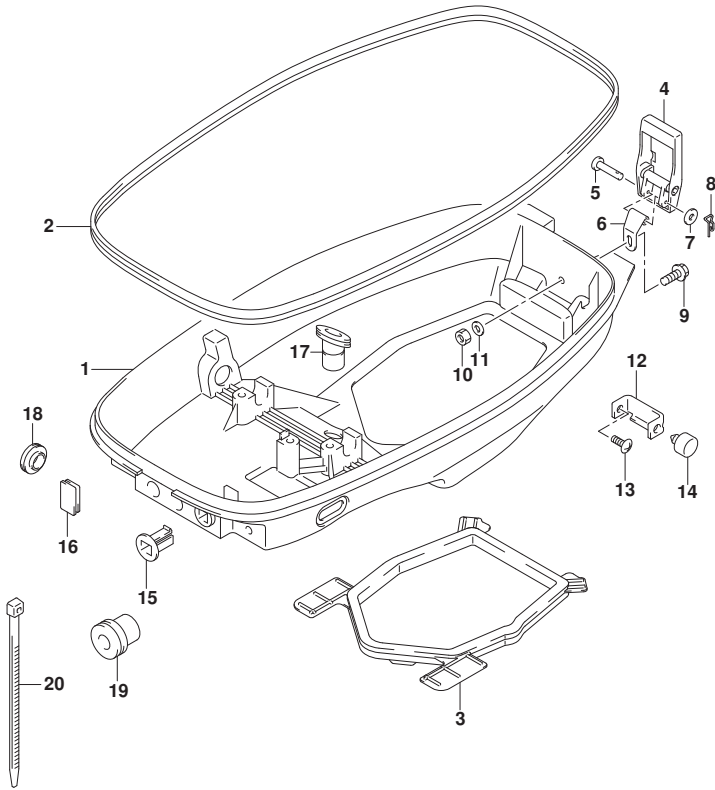


FIG.412F (1-K-15) LOWER COVER (DT15A P36)

REF NO.	PART NO.	DESCRIPTION	Q'TY	REMARKS
1	61110-95L00-0EP	COVER, ENGINE LOWER (BLACK)	1	
2	61112-95L10	RUBBER, LOWER COVER	1	
3	61113-95L00	SEAL, LOWER COVER	1	
4	61610-90L00	FASTENER	1	
5	61616-93EL0	PIN, LEVER	1	
6	61642-95L00	HOLDER, FASTENER LEVER	1	
7	09161-04012	WASHER (4.2X11X1)	1	
8	09385-04003	CLIP	1	
9	09116-06225	BOLT (6X15)	1	
10	09140-06020	NUT	1	
11	09160-06094	WASHER (6.5X15X1.5)	1	
12	61827-94J01	HOLDER, LOWER COVER	2	
13	02142-06167	SCREW	2	
14	61151-91J11	CUSHION, LOWER COVER HOLDER	2	
15	13632-93900	GROMMET	1	
16	39669-94400	PLUG, LOWER COVER	1	
17	23131-93900	BOOT, CLUTCH ROD	1	
18	21117-95L00	SEAL, CLUTCH LEVER	1	
19	36612-93900	GROMMET, REMOCON HARNESS	1	OPT
20	09407-25402	CLAMP (L:250)	1	OPT

FIG.412G

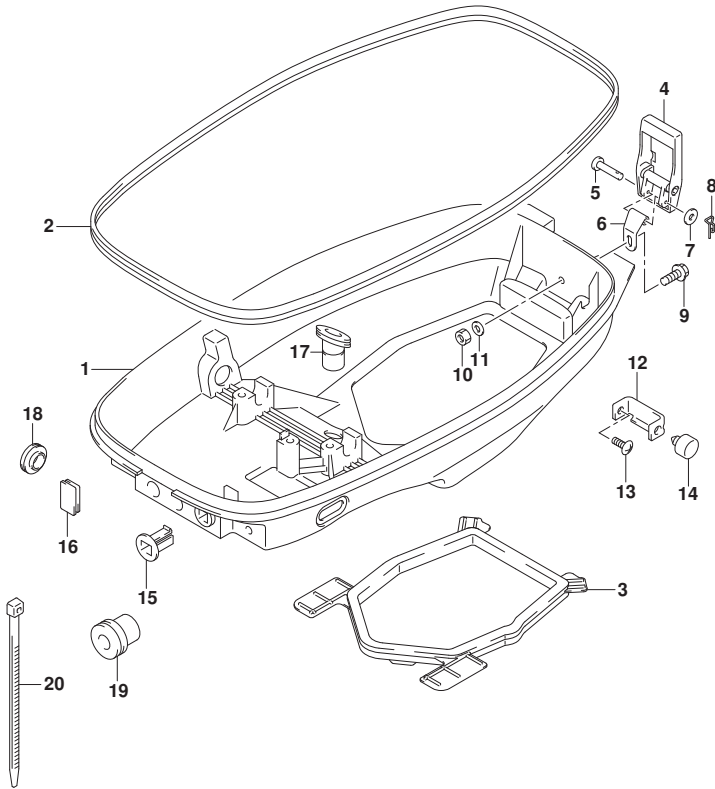


FIG.412G (1-L-2) LOWER COVER (DT15AK P36)

REF NO.	PART NO.	DESCRIPTION	Q'TY	REMARKS
1	61110-95L00-0EP	COVER, ENGINE LOWER (BLACK)	1	
2	61112-95L10	RUBBER, LOWER COVER	1	
3	61113-95L00	SEAL, LOWER COVER	1	
4	61610-90L00	FASTENER	1	
5	61616-93EL0	PIN, LEVER	1	
6	61642-95L00	HOLDER, FASTENER LEVER	1	
7	09161-04012	WASHER (4.2X11X1)	1	
8	09385-04003	CLIP	1	
9	09116-06225	BOLT (6X15)	1	
10	09140-06020	NUT	1	
11	09160-06094	WASHER (6.5X15X1.5)	1	
12	61827-94J01	HOLDER, LOWER COVER	2	
13	02142-06167	SCREW	2	
14	61151-91J11	CUSHION, LOWER COVER HOLDER	2	
15	13632-93950	GROMMET	1	
16	39669-94400	PLUG, LOWER COVER	1	
17	23131-93900	BOOT, CLUTCH ROD	1	
18	21117-95L00	SEAL, CLUTCH LEVER	1	
19	36612-93900	GROMMET, REMOCON HARNESS	1	OPT
20	09407-25402	CLAMP (L:250)	1	OPT

FIG.420A

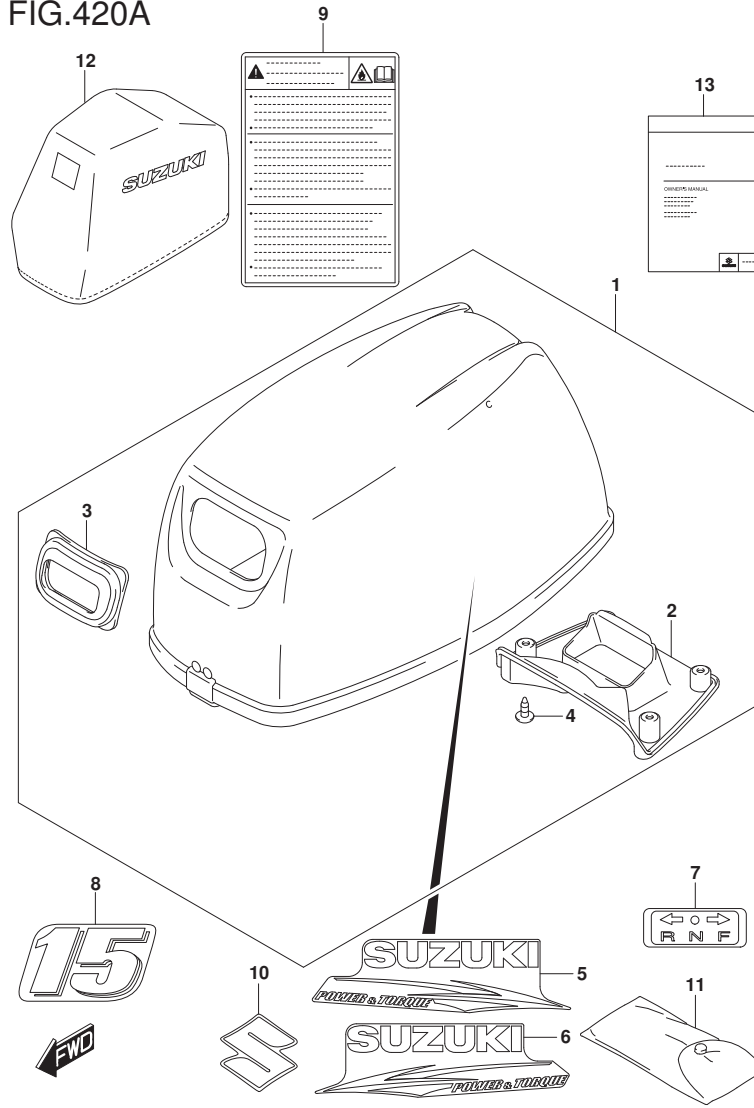


FIG.420A (1-L-3) ENGINE COVER (DT9.9A P40)

REF NO.	PART NO.	DESCRIPTION	QTY	REMARKS
1	61400-95L00-0EP	COVER ASSY, ENGINE (BLACK)	1	
2	61433-95L00	.COVER, AIR INTAKE INNER	1	
3	61622-90L00	.SEAL, RECOIL STARTER	1	
4	03542-05169	.SCREW	4	
5	61443-95L00	STRIPE, ENGINE COVER STBD	1	
6	61453-95L00	STRIPE, ENGINE COVER PORT	1	
7	21131-96010	MARK, CLUTCH SHIFT	1	
8	61435-95L00	MARK, EMBLEM REAR (9.9)	1	
9	61458-89L00	LABEL, ENGINE COVER	1	
10	68111-99J00	EMBLEM, "S"	1	
11	59800-90L00	TOOL ASSY	1	
12	68110-89L00	COVER, WEATHER	1	OPT
13	99011-90L60-063	MANUAL, OWNER'S	1	

FIG.420B

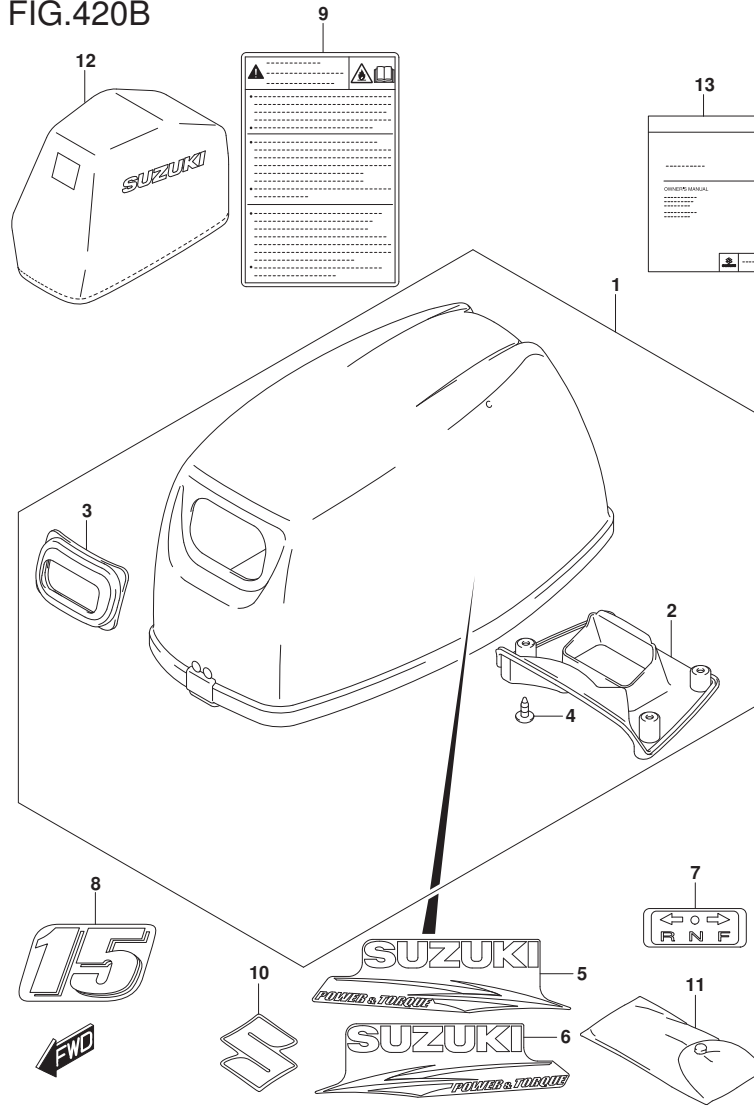


FIG.420B (1-L-4) ENGINE COVER (DT9.9A P36)

REF NO.	PART NO.	DESCRIPTION	QTY	REMARKS
1	61400-95L00-0EP	COVER ASSY, ENGINE (BLACK)	1	
2	61433-95L00	.COVER, AIR INTAKE INNER	1	
3	61622-90L00	.SEAL, RECOIL STARTER	1	
4	03542-05169	.SCREW	4	
5	61443-95L00	STRIPE, ENGINE COVER STBD	1	
6	61453-95L00	STRIPE, ENGINE COVER PORT	1	
7	21131-96010	MARK, CLUTCH SHIFT	1	
8	61435-95L00	MARK, EMBLEM REAR (9.9)	1	
9	61458-89L00	LABEL, ENGINE COVER	1	
10	68111-99J00	EMBLEM, "S"	1	
11	59800-90L00	TOOL ASSY	1	
12	68110-89L00	COVER, WEATHER	1	OPT
13	99011-90L60-063	MANUAL, OWNER'S	1	

FIG.420C

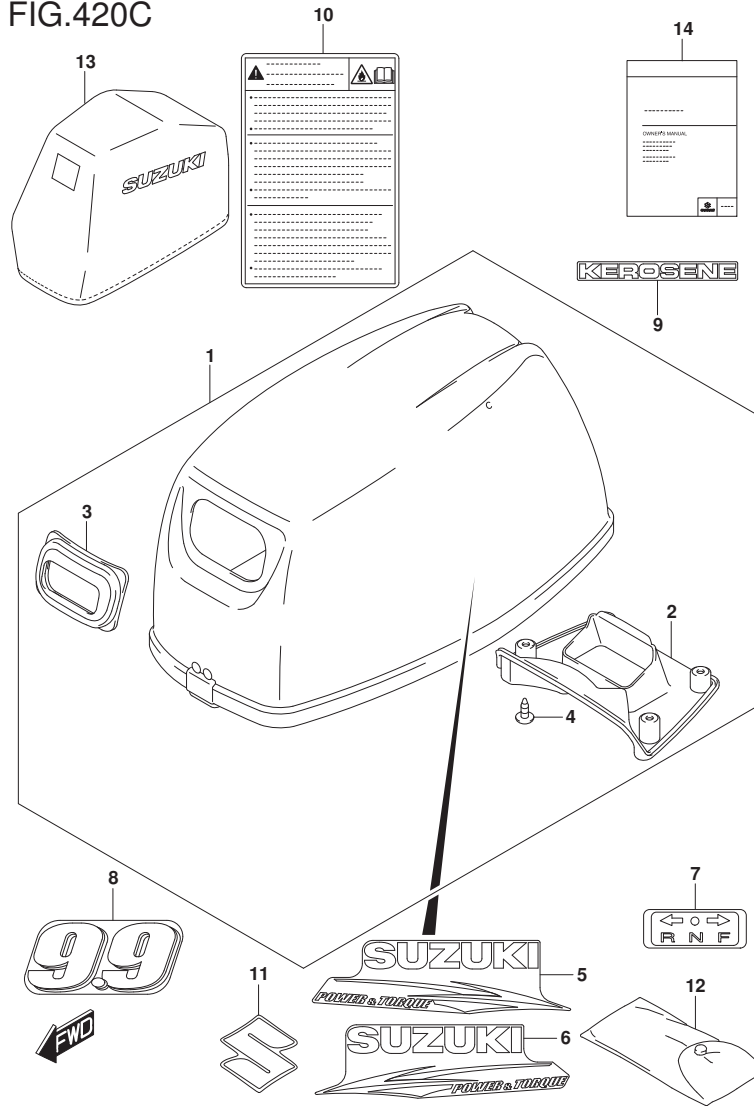


FIG.420C (1-L-5) ENGINE COVER (DT9.9AK P40)

REF NO.	PART NO.	DESCRIPTION	QTY	REMARKS
1	61400-95L00-0EP	COVER ASSY, ENGINE (BLACK)	1	
2	61433-95L00	.COVER, AIR INTAKE INNER	1	
3	61622-90L00	.SEAL, RECOIL STARTER	1	
4	03542-05169	.SCREW	4	
5	61443-95L00	STRIPE, ENGINE COVER STBD	1	
6	61453-95L00	STRIPE, ENGINE COVER PORT	1	
7	21131-96010	MARK, CLUTCH SHIFT	1	
8	61435-95L00	MARK, EMBLEM REAR (9.9)	1	
9	61449-93921	MARK, KEROSENE	1	
10	61458-89L00	LABEL, ENGINE COVER	1	
11	68111-99J00	EMBLEM, "S"	1	
12	59800-90L00	TOOL ASSY	1	
13	68110-89L00	COVER, WEATHER	1	OPT
14	99011-90L70-063	MANUAL, OWNER'S	1	

FIG.420D

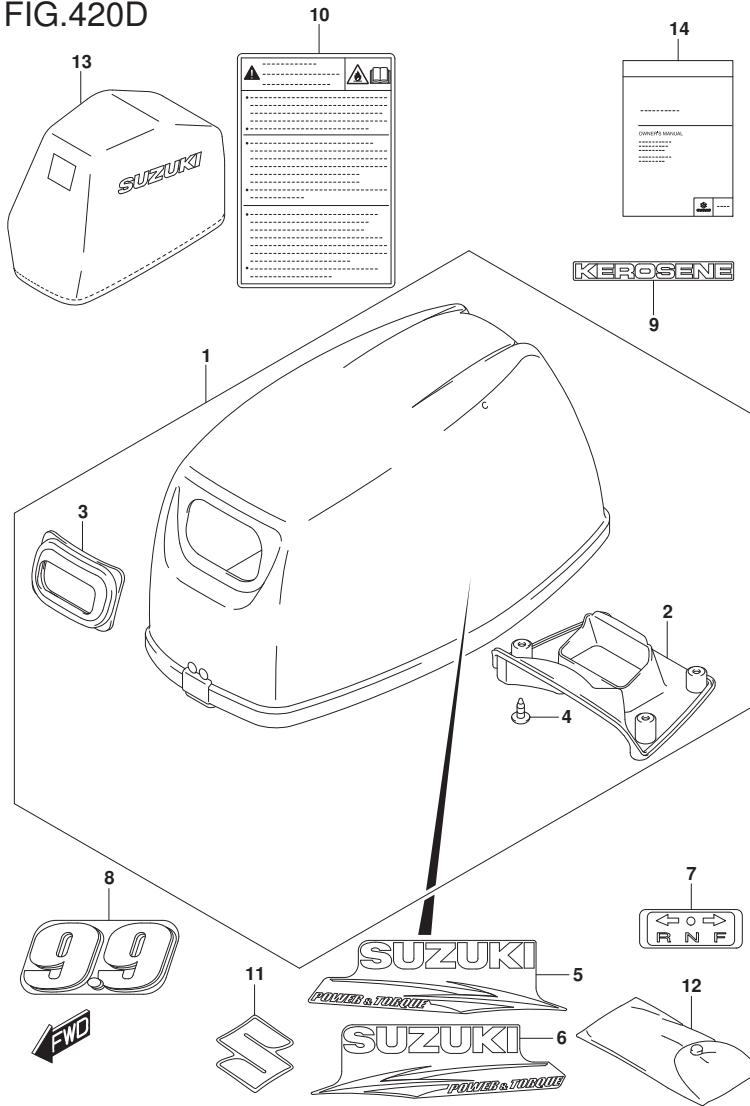


FIG.420D (1-L-6) ENGINE COVER (DT9.9AK P36)

REF NO.	PART NO.	DESCRIPTION	QTY	REMARKS
1	61400-95L00-0EP	COVER ASSY, ENGINE (BLACK)	1	
2	61433-95L00	.COVER, AIR INTAKE INNER	1	
3	61622-90L00	.SEAL, RECOIL STARTER	1	
4	03542-05169	.SCREW	4	
5	61443-95L00	STRIPE, ENGINE COVER STBD	1	
6	61453-95L00	STRIPE, ENGINE COVER PORT	1	
7	21131-96010	MARK, CLUTCH SHIFT	1	
8	61435-95L00	MARK, EMBLEM REAR (9.9)	1	
9	61449-93921	MARK, KEROSENE	1	
10	61458-89L00	LABEL, ENGINE COVER	1	
11	68111-99J00	EMBLEM, "S"	1	
12	59800-90L00	TOOL ASSY	1	
13	68110-89L00	COVER, WEATHER	1	OPT
14	99011-90L70-063	MANUAL, OWNER'S	1	

FIG.420E

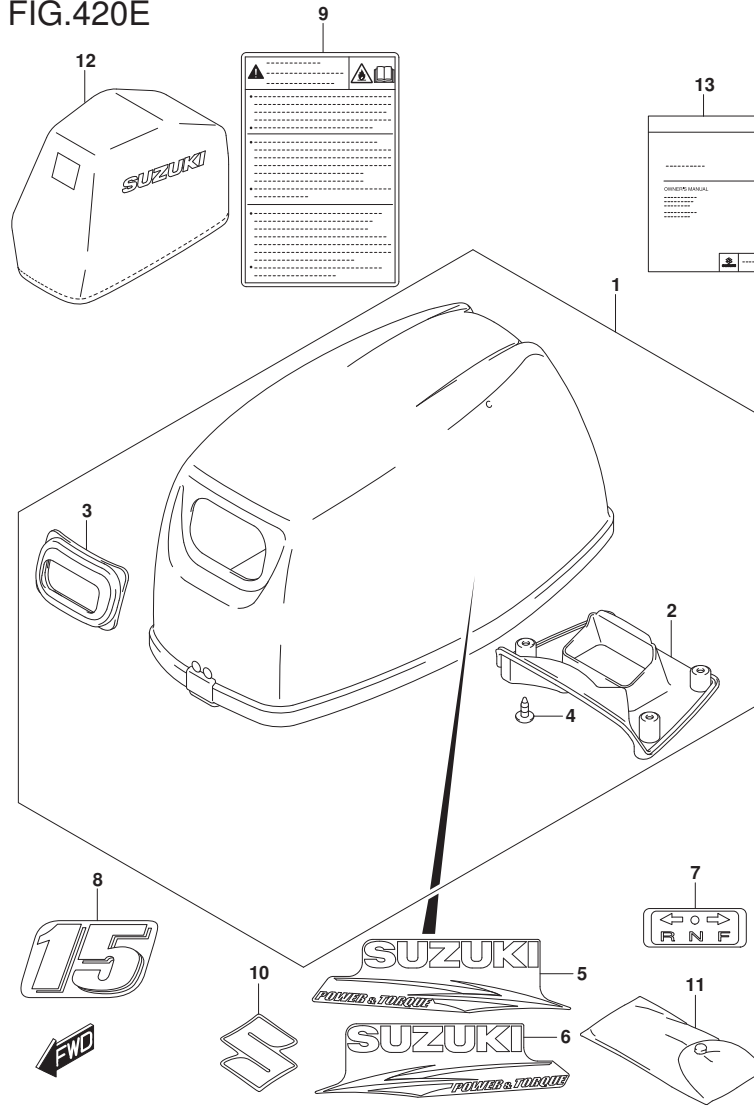


FIG.420E (1-L-7) ENGINE COVER (DT15A P40)

REF NO.	PART NO.	DESCRIPTION	QTY	REMARKS
1	61400-95L00-0EP	COVER ASSY, ENGINE (BLACK)	1	
2	61433-95L00	.COVER, AIR INTAKE INNER	1	
3	61622-90L00	.SEAL, RECOIL STARTER	1	
4	03542-05169	.SCREW	4	
5	61443-95L00	STRIPE, ENGINE COVER STBD	1	
6	61453-95L00	STRIPE, ENGINE COVER PORT	1	
7	21131-96010	MARK, CLUTCH SHIFT	1	
8	61435-95L10	MARK, EMBLEM REAR (15)	1	
9	61458-89L00	LABEL, ENGINE COVER	1	
10	68111-99J00	EMBLEM, "S"	1	
11	59800-90L00	TOOL ASSY	1	
12	68110-89L00	COVER, WEATHER	1	OPT
13	99011-90L60-063	MANUAL, OWNER'S	1	

FIG.420F

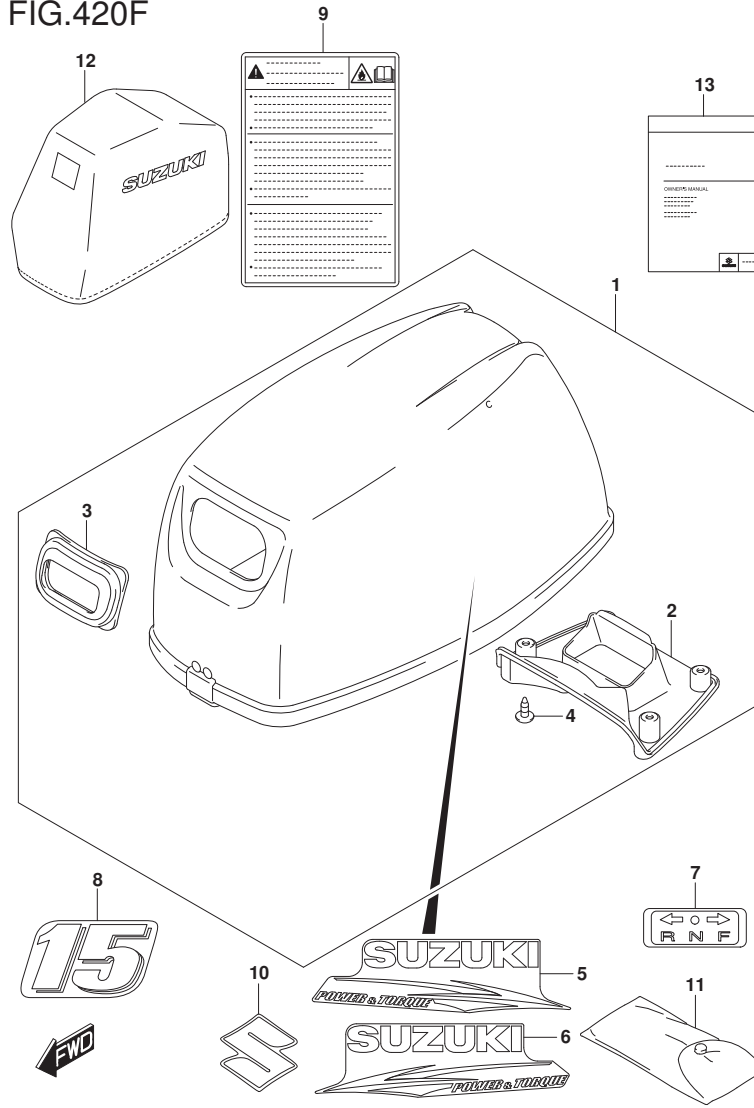


FIG.420F (1-L-8) ENGINE COVER (DT15A P36)

REF NO.	PART NO.	DESCRIPTION	QTY	REMARKS
1	61400-95L00-0EP	COVER ASSY, ENGINE (BLACK)	1	
2	61433-95L00	.COVER, AIR INTAKE INNER	1	
3	61622-90L00	.SEAL, RECOIL STARTER	1	
4	03542-05169	.SCREW	4	
5	61443-95L00	STRIPE, ENGINE COVER STBD	1	
6	61453-95L00	STRIPE, ENGINE COVER PORT	1	
7	21131-96010	MARK, CLUTCH SHIFT	1	
8	61435-95L10	MARK, EMBLEM REAR (15)	1	
9	61458-89L00	LABEL, ENGINE COVER	1	
10	68111-99J00	EMBLEM, "S"	1	
11	59800-90L00	TOOL ASSY	1	
12	68110-89L00	COVER, WEATHER	1	OPT
13	99011-90L60-063	MANUAL, OWNER'S	1	

FIG.420G

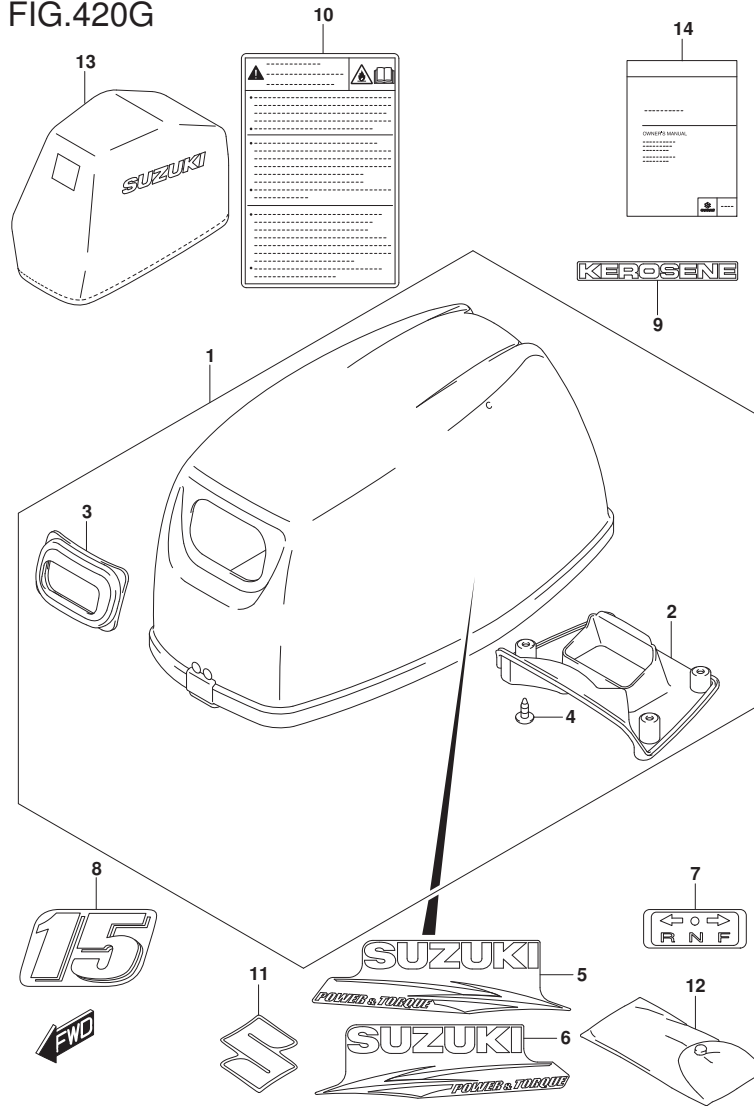


FIG.420G (1-L-9) ENGINE COVER (DT15AK P36)

REF NO.	PART NO.	DESCRIPTION	QTY	REMARKS
1	61400-95L00-0EP	COVER ASSY, ENGINE (BLACK)	1	
2	61433-95L00	.COVER, AIR INTAKE INNER	1	
3	61622-90L00	.SEAL, RECOIL STARTER	1	
4	03542-05169	.SCREW	4	
5	61443-95L00	STRIPE, ENGINE COVER STBD	1	
6	61453-95L00	STRIPE, ENGINE COVER PORT	1	
7	21131-96010	MARK, CLUTCH SHIFT	1	
8	61435-95L10	MARK, EMBLEM REAR (15)	1	
9	61449-93921	MARK, KEROSENE	1	
10	61458-89L00	LABEL, ENGINE COVER	1	
11	68111-99J00	EMBLEM, "S"	1	
12	59800-90L00	TOOL ASSY	1	
13	68110-89L00	COVER, WEATHER	1	OPT
14	99011-90L70-063	MANUAL, OWNER'S	1	

FIG.430A

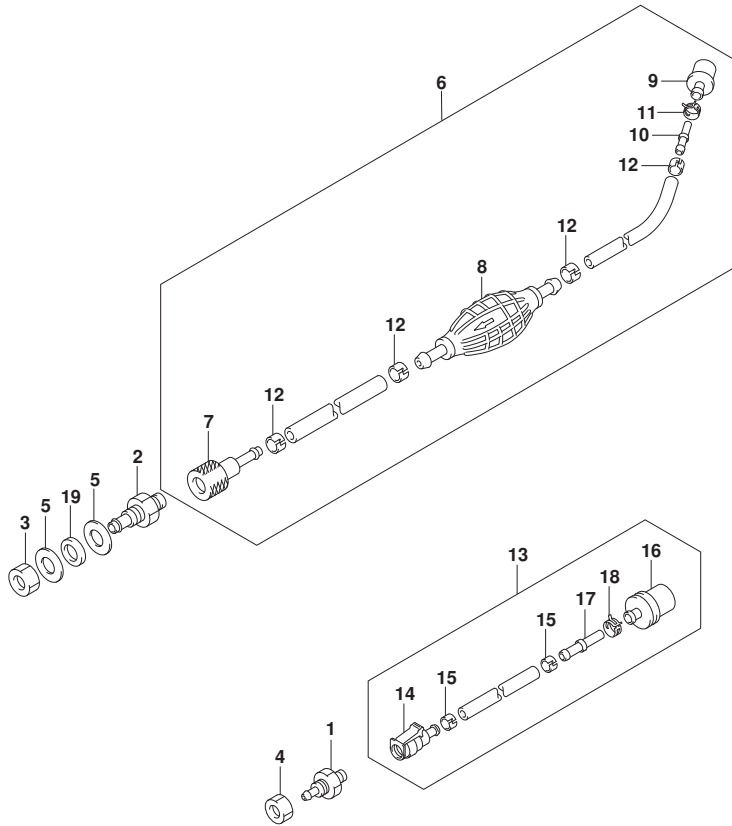


FIG.430A (1-L-10) FUEL HOSE (DT9.9AK P36)

REF NO.	PART NO.	DESCRIPTION	Q'TY	REMARKS
1	65720-94403	PLUG, FUEL CONNECTOR	1	KEROSENE
2	65720-955L0	PLUG, FUEL CONNECTOR	1	GASOLINE
3	09140-12038	NUT	1	GASOLINE
4	09140-10032	NUT	1	KEROSENE
5	09160-12067	WASHER (12.5X23X1)	2	GASOLINE
6	65700-94416	HOSE, FUEL	1	GASOLINE
7	65750-955L0	.SOCKET, FUEL HOSE (OUT)	1	
8	65770-90J11	.PUMP, SQUEEZE	1	
9	65830-95500	.FILTER, ASSY FUEL TANK OUTLET	1	
10	65842-94401	.TUBE, FUEL FILTER	1	
11	09401-10412	.CLIP	1	
12	65781-98500	.CLIP, FUEL HOSE	4	
13	65700-94433	HOSE, FUEL	1	KEROSENE
14	65750-94404	.SOCKET, FUEL HOSE	1	
15	65781-98500	.CLIP, FUEL HOSE	2	
16	65830-95500	.FILTER	1	
17	65842-94401	.TUBE, FUEL FILTER	1	
18	09401-10412	.CLIP	1	
19	65763-95L00	SPACER, FUEL CONNECTOR PLUG	1	GASOLINE

FIG.430B

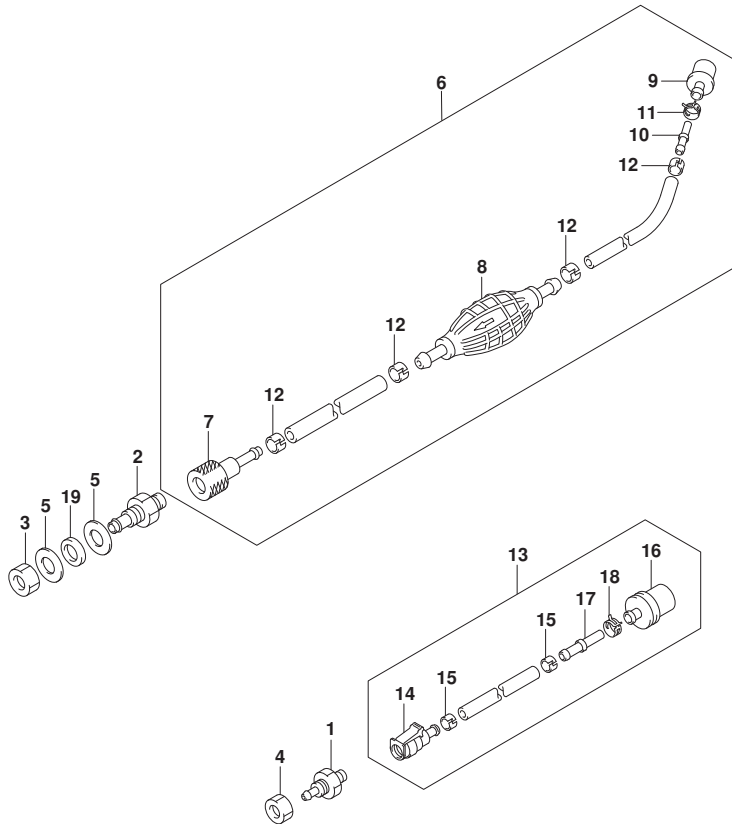


FIG.430B (1-L-11) FUEL HOSE (DT15AK P36)

REF NO.	PART NO.	DESCRIPTION	Q'TY	REMARKS
1	65720-94403	PLUG, FUEL CONNECTOR	1	KEROSENE
2	65720-955L0	PLUG, FUEL CONNECTOR	1	GASOLINE
3	09140-12038	NUT	1	GASOLINE
4	09140-10032	NUT	1	KEROSENE
5	09160-12067	WASHER (12.5X23X1)	2	GASOLINE
6	65700-94416	HOSE, FUEL	1	GASOLINE
7	65750-955L0	.SOCKET, FUEL HOSE (OUT)	1	
8	65770-90J11	.PUMP, SQUEEZE	1	
9	65830-95500	.FILTER, ASSY FUEL TANK OUTLET	1	
10	65842-94401	.TUBE, FUEL FILTER	1	
11	09401-10412	.CLIP	1	
12	65781-98500	.CLIP, FUEL HOSE	4	
13	65700-94433	HOSE, FUEL	1	KEROSENE
14	65750-94404	.SOCKET,FUEL HOSE	1	
15	65781-98500	.CLIP,FUEL HOSE	2	
16	65830-95500	.FILTER	1	
17	65842-94401	.TUBE,FUEL FILTER	1	
18	09401-10412	.CLIP	1	
19	65763-95L00	SPACER, FUEL CONNECTOR PLUG	1	GASOLINE

FIG.432A

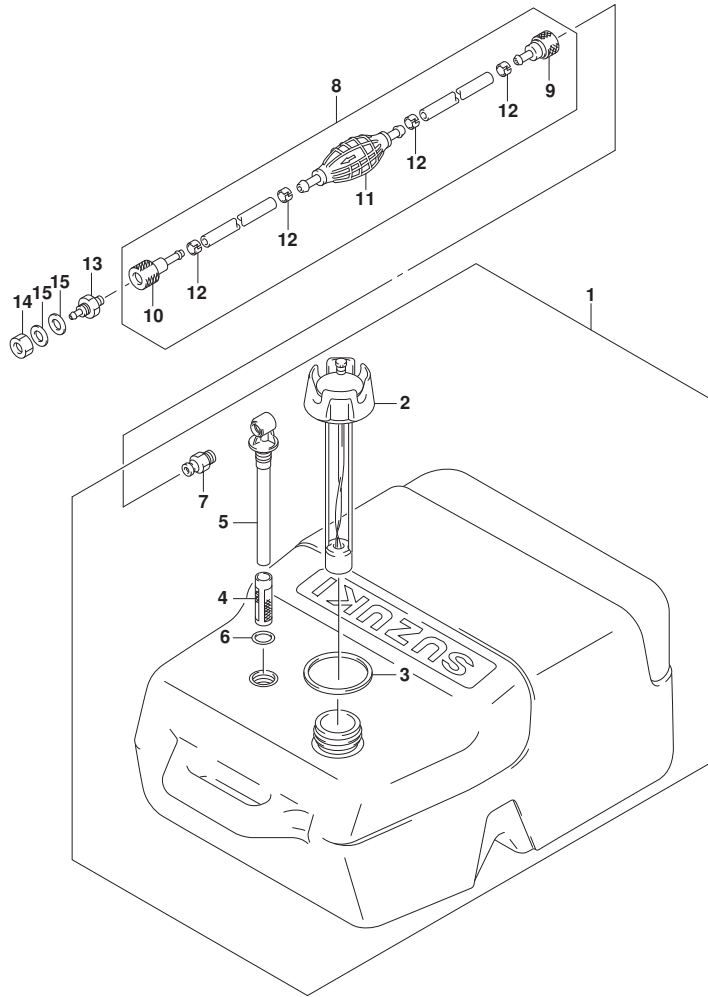


FIG.432A (1-L-12) FUEL TANK (DT9.9A P40)

REF NO.	PART NO.	DESCRIPTION	Q'TY	REMARKS
1	65000-95D01	TANK ASSY, FUEL (25L)	1	
2	65520-95D01	.CAP ASSY, FUEL TANK	1	
3	65561-95D00	.GASKET, TANK CAP	1	
4	65831-95D00	.FILTER, OUTLET	1	
5	65890-95D00	.OUTLET ASSY	1	
6	65892-95D00	.O RING, FUEL OUTLET	1	
7	65740-95D01	.PLUG, FUEL CONNECTOR	1	
8	65700-87DL0	HOSE, FUEL (TANK TO CONNECTOR)	1	
9	65750-955L0	.SOCKET, FUEL HOSE	1	
10	65750-98505	.SOCKET, FUEL HOSE	1	
11	65770-87DL0	.PUMP, SQUEEZE	1	
12	65781-98500	.CLIP	4	
13	65720-985L1	PLUG, FUEL CONNECTOR	1	
14	09140-10032	NUT	1	
15	09160-10159	WASHER (10X18X1)	2	

FIG.432B

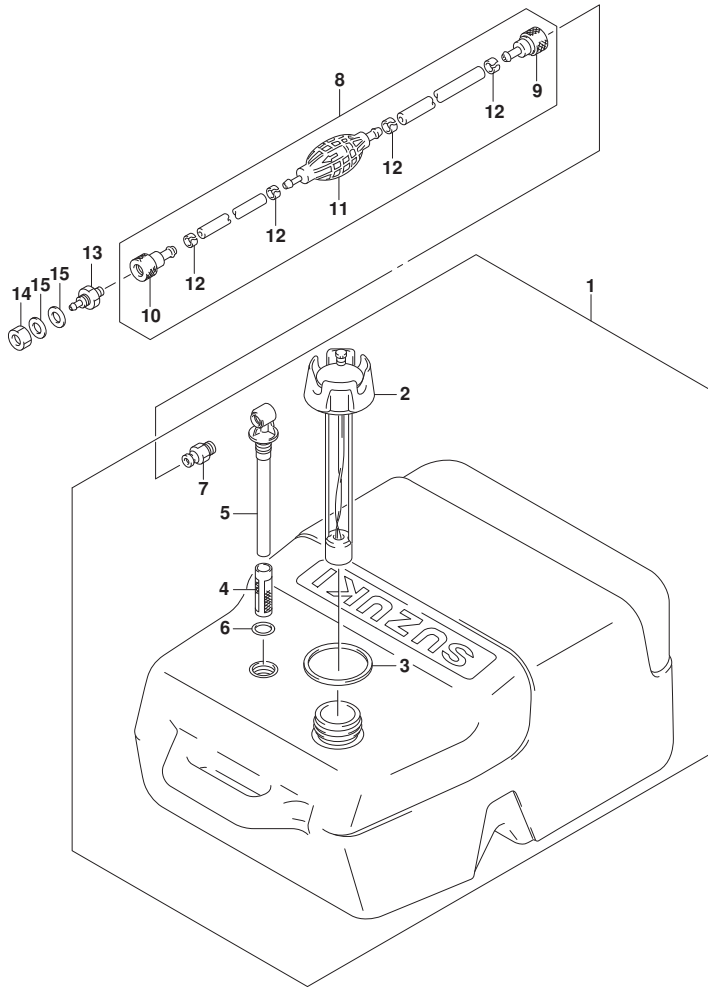


FIG.432B (1-L-13) FUEL TANK (RESIN:25L) (DT9.9A P36)

REF NO.	PART NO.	DESCRIPTION	Q'TY	REMARKS
1	65000-95D01	TANK ASSY, FUEL (25L)	1	
2	65520-95D01	.CAP ASSY, FUEL TANK	1	
3	65561-95D00	.GASKET, TANK CAP	1	
4	65831-95D00	.FILTER, OUTLET	1	
5	65890-95D00	.OUTLET ASSY	1	
6	65892-95D00	.O RING, FUEL OUTLET	1	
7	65740-95D01	.PLUG, FUEL CONNECTOR	1	
8	65700-87DL0	HOSE, FUEL (TANK TO CONNECTOR)	1	
9	65750-955L0	.SOCKET, FUEL HOSE	1	
10	65750-98505	.SOCKET, FUEL HOSE	1	
11	65770-87DL0	.PUMP, SQUEEZE	1	
12	65781-98500	.CLIP	4	
13	65720-985L1	PLUG, FUEL CONNECTOR	1	
14	09140-10032	NUT	1	
15	09160-10159	WASHER (10X18X1)	2	

FIG.432C

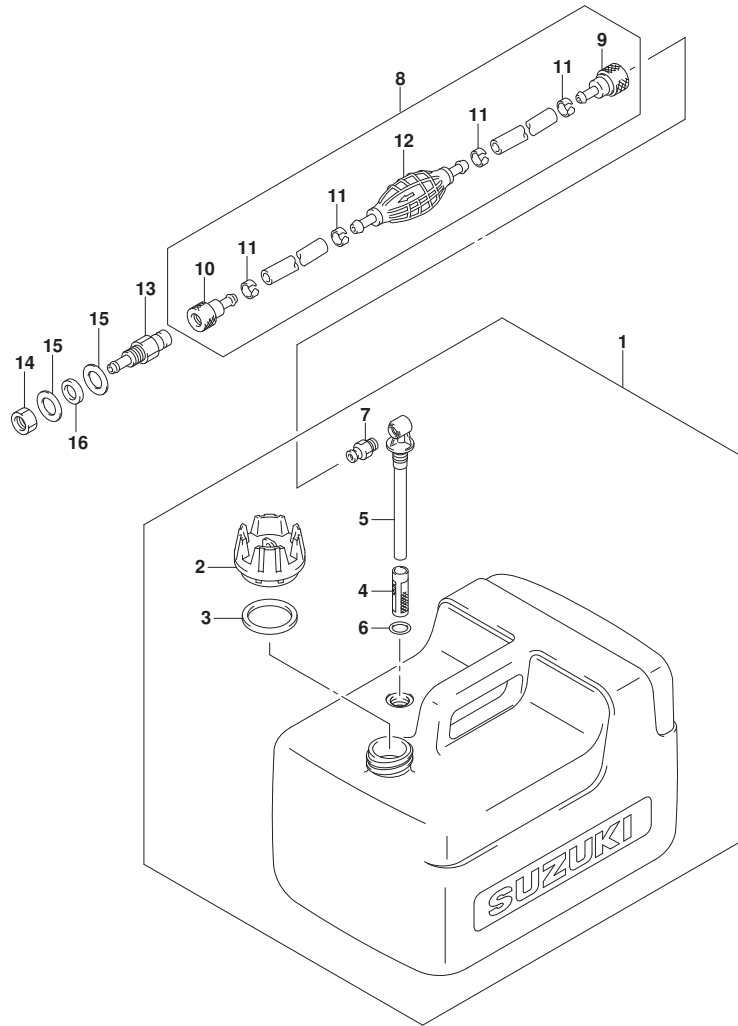


FIG.432C (1-L-14) FUEL TANK (RESIN:12L) (DT9.9AK P40)

REF NO.	PART NO.	DESCRIPTION	Q'TY	REMARKS
1	65000-99100	TANK ASSY, FUEL (12L)	1	GASOLINE
2	65520-99100	.CAP ASSY, FUEL TANK	1	GASOLINE
3	65561-95D00	.GASKET, TANK CAP	1	GASOLINE
4	65831-95D00	.FILTER, OUTLET	1	GASOLINE
5	65890-99100	.OUTLET	1	GASOLINE
6	65892-95D00	.O RING	1	GASOLINE
7	65740-99100	.PLUG, FUEL CONNECTOR	1	GASOLINE
8	65700-95D04	HOSE, FUEL	1	GASOLINE
9	65750-955L0	.SOCKET, FUEL HOSE (IN)	1	GASOLINE
10	65750-98505	.SOCKET, FUEL HOSE (OUT)	1	GASOLINE
11	65781-98500	.CLIP	4	GASOLINE
12	65770-99J01	.PUMP, SQUEEZE	1	GASOLINE
13	65720-955L0	PLUG, FUEL CONNECTOR	1	GASOLINE
14	09140-12038	NUT	1	GASOLINE
15	09160-10159	WASHER (10X18X1)	2	GASOLINE
16	65763-95L00	SPACER, FUEL CONNECTOR PLUG	1	GASOLINE

FIG.432D

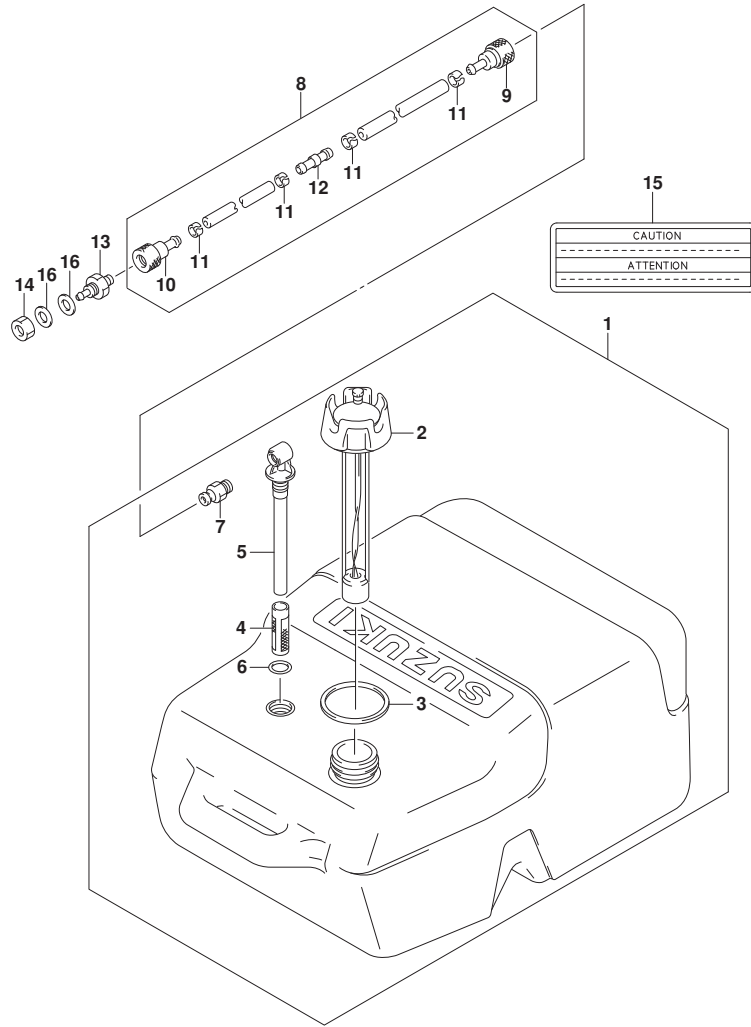


FIG.432D (1-L-15) FUEL TANK (RESIN:25L) (DT9.9AK P40)

REF NO.	PART NO.	DESCRIPTION	Q'TY	REMARKS
1	65000-95D01	TANK ASSY, FUEL (25L)	1	KEROSENE
2	65520-95D01	.CAP ASSY, FUEL TANK	1	KEROSENE
3	65561-95D00	.GASKET, TANK CAP	1	KEROSENE
4	65831-95D00	.FILTER, OUTLET	1	KEROSENE
5	65890-95D00	.OUTLET ASSY	1	KEROSENE
6	65892-95D00	.O RING, FUEL OUTLET	1	KEROSENE
7	65740-95D01	.PLUG, FUEL CONNECTOR	1	KEROSENE
8	65700-96362	HOSE, FUEL (K.TANK TO CONN)	1	KEROSENE
9	65750-955L0	.SOCKET, FUEL HOSE	1	KEROSENE
10	65750-98505	.SOCKET, FUEL HOSE	1	KEROSENE
11	65781-98500	.CLIP	4	KEROSENE
12	65779-93900	.UNION, FUEL HOSE	1	KEROSENE
13	65720-985L1	PLUG, FUEL CONNECTOR	1	KEROSENE
14	09140-10032	NUT	1	KEROSENE
15	65318-93910	MARK, KEROSENE CAUTION	1	KEROSENE
16	09160-12067	WASHER (12.5X23X1)	2	KEROSENE

FIG.432E

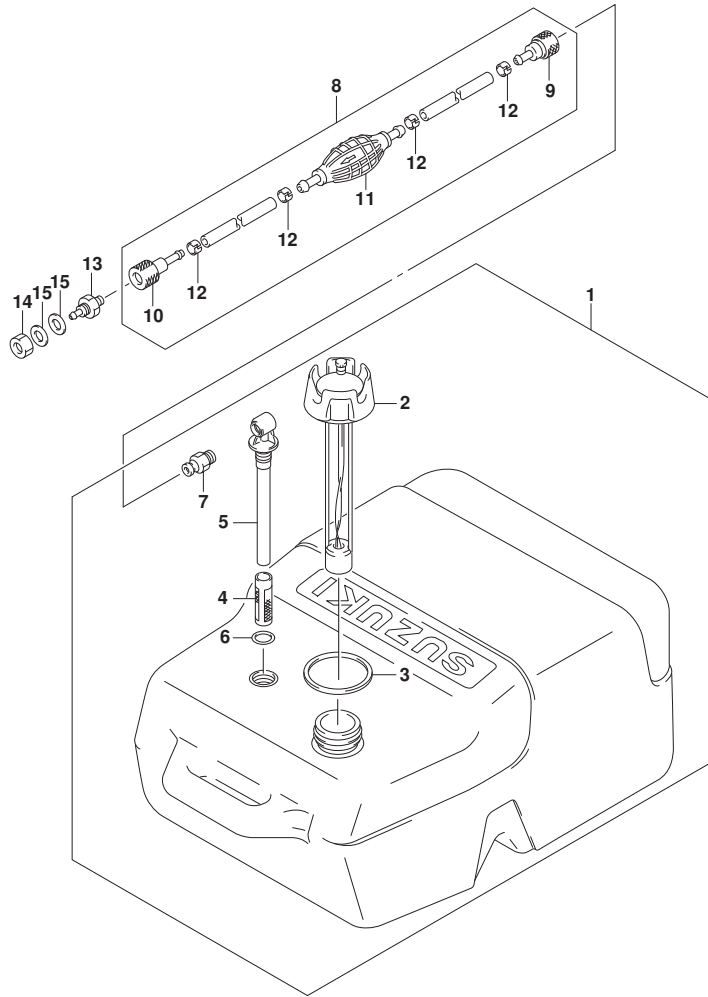


FIG.432E (2-B-2) FUEL TANK (DT15A P40)

REF NO.	PART NO.	DESCRIPTION	Q'TY	REMARKS
1	65000-95D01	TANK ASSY, FUEL (25L)	1	
2	65520-95D01	.CAP ASSY, FUEL TANK	1	
3	65561-95D00	.GASKET, TANK CAP	1	
4	65831-95D00	.FILTER, OUTLET	1	
5	65890-95D00	.OUTLET ASSY	1	
6	65892-95D00	.O RING, FUEL OUTLET	1	
7	65740-95D01	.PLUG, FUEL CONNECTOR	1	
8	65700-87DL0	HOSE, FUEL (TANK TO CONNECTOR)	1	
9	65750-955L0	.SOCKET, FUEL HOSE	1	
10	65750-98505	.SOCKET, FUEL HOSE	1	
11	65770-87DL0	.PUMP, SQUEEZE	1	
12	65781-98500	.CLIP	4	
13	65720-985L1	PLUG, FUEL CONNECTOR	1	
14	09140-10032	NUT	1	
15	09160-10159	WASHER (10X18X1)	2	

FIG.432F

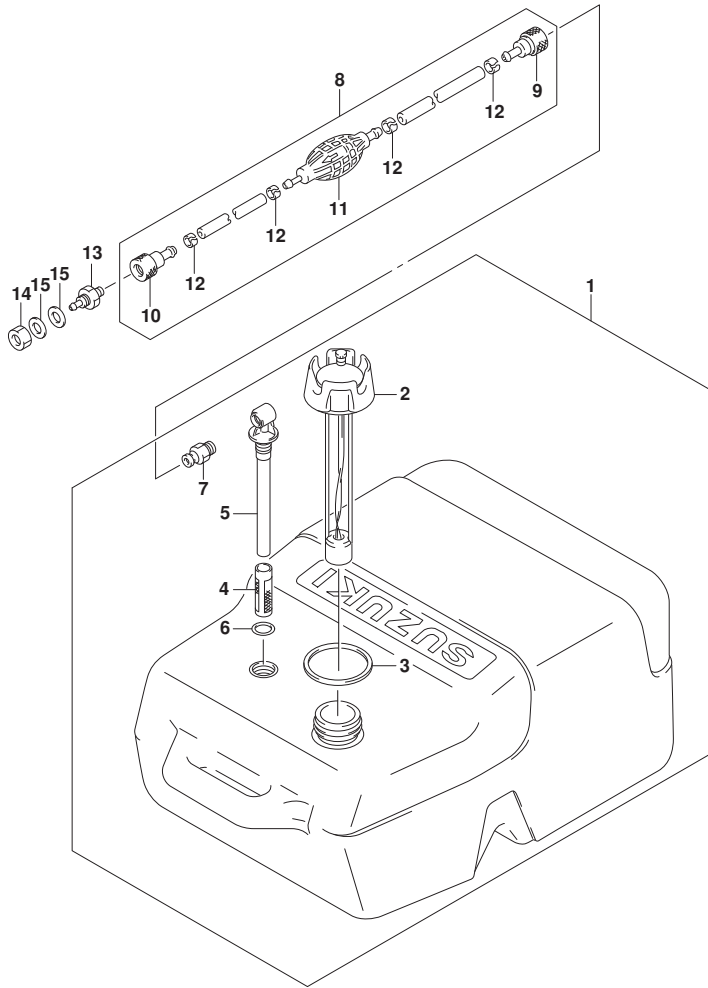


FIG.432F (2-B-3) FUEL TANK (RESIN:25L) (DT15A P36)

REF NO.	PART NO.	DESCRIPTION	Q'TY	REMARKS
1	65000-95D01	TANK ASSY, FUEL (25L)	1	
2	65520-95D01	.CAP ASSY, FUEL TANK	1	
3	65561-95D00	.GASKET, TANK CAP	1	
4	65831-95D00	.FILTER, OUTLET	1	
5	65890-95D00	.OUTLET ASSY	1	
6	65892-95D00	.O RING, FUEL OUTLET	1	
7	65740-95D01	.PLUG, FUEL CONNECTOR	1	
8	65700-87DL0	HOSE, FUEL (TANK TO CONNECTOR)	1	
9	65750-955L0	.SOCKET, FUEL HOSE	1	
10	65750-98505	.SOCKET, FUEL HOSE	1	
11	65770-87DL0	.PUMP, SQUEEZE	1	
12	65781-98500	.CLIP	4	
13	65720-985L1	PLUG, FUEL CONNECTOR	1	
14	09140-10032	NUT	1	
15	09160-10159	WASHER (10X18X1)	2	

FIG.444A

FIG.444A (2-B-4) TILLER HANDLE (DT9.9A P40)

REF NO.	PART NO.	DESCRIPTION	Q'TY	REMARKS
1	63121-95L10-0EP	COVER, TILLER HANDLE (BLACK)	1	
2	09116-08151	BOLT (8X30)	2	
3	63114-94300	SPACER, HANDLE COVER	1	
4	63115-96310	SPACER	1	
5	63115-95L00	BUSH, TILLER HANDLE	1	
6	63610-91L00	CABLE ASSY, THROTTLE	2	
7	63111-95L20-0EP	HANDLE, TILLER (BLACK)	1	
8	09205-03038	SPRING PIN (3X14)	1	
9	63220-91L00	ROD, HANDLE	1	
10	63240-95L00	KNOB, THROTTLE ADJUSTER	1	
11	63228-92DL0	SUPPORT, HANDLE ROD	1	
12	63241-95L00	ADJUSTER, HANDLE GRIP	1	
13	09385-04004	CLIP	1	
14	09125-05046	SCREW (5X12)	2	
15	63225-93200	BUSH, HANDLE ROD	1	
16	09440-12027	SPRING	1	
17	63223-92D00	STOPPER, HANDLE ROD	1	
18	09126-06015	SCREW (6X23)	1	
19	63210-91J10	GRIP, HANDLE	1	
20	09163-06001	LOCK WASHER	1	
21	63215-93110	MARK, HANDLE	1	
22	63625-93900	GROMMET, THROTTLE CABLE	1	
23-1	63118-94300	SHIM (0.3)	1	
23-2	63118-94310	SHIM (0.5)	1	OPT

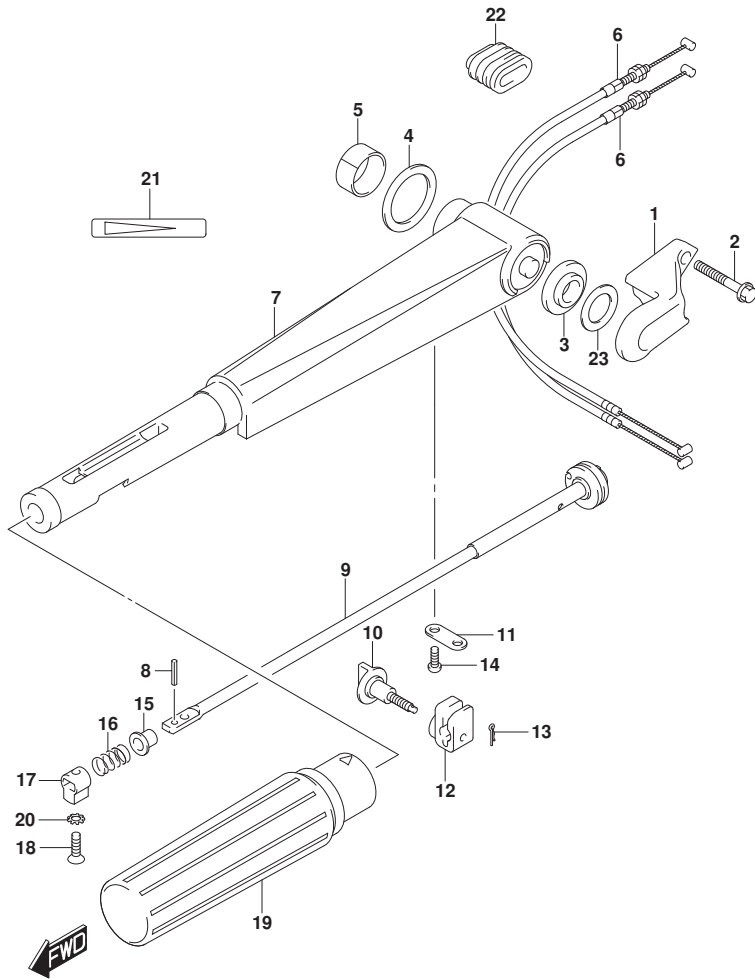


FIG.444B

FIG.444B (2-B-5) TILLER HANDLE (DT9.9A P36)

REF NO.	PART NO.	DESCRIPTION	Q'TY	REMARKS
1	63121-90L00-0EP	COVER, TILLER HANDLE (BLACK)	1	
2	09108-08300	STUD BOLT	2	
3	09140-08023-XC0	NUT	2	
4	29162-93J10	WASHER(8.2X21.5X3)	2	
5	63114-94300	SPACER, HANDLE COVER	1	
6	63115-96310	SPACER	1	
7	63610-91L00	CABLE ASSY, THROTTLE	2	
8	63111-95L10-0EP	HANDLE, TILLER (BLACK)	1	
9	09205-03038	SPRING PIN (3X14)	1	
10	63220-91L00	ROD, HANDLE	1	
11	63240-95L00	KNOB, THROTTLE ADJUSTER	1	
12	63228-92DL0	SUPPORT, HANDLE ROD	1	
13	63241-95L00	ADJUSTER, HANDLE GRIP	1	
14	09385-04004	CLIP	1	
15	09125-05046	SCREW (5X12)	2	
16	63225-93200	BUSH, HANDLE ROD	1	
17	09440-12027	SPRING	1	
18	63223-92D00	STOPPER, HANDLE ROD	1	
19	09126-06015	SCREW (6X23)	1	
20	63210-91J10	GRIP, HANDLE	1	
21	09163-06001	LOCK WASHER	1	
22	63215-93110	MARK, HANDLE	1	
23	63625-93900	GROMMET, THROTTLE CABLE	1	
24-1	63118-94300	SHIM (0.3)	1	
24-2	63118-94310	SHIM (0.5)	1	OPT

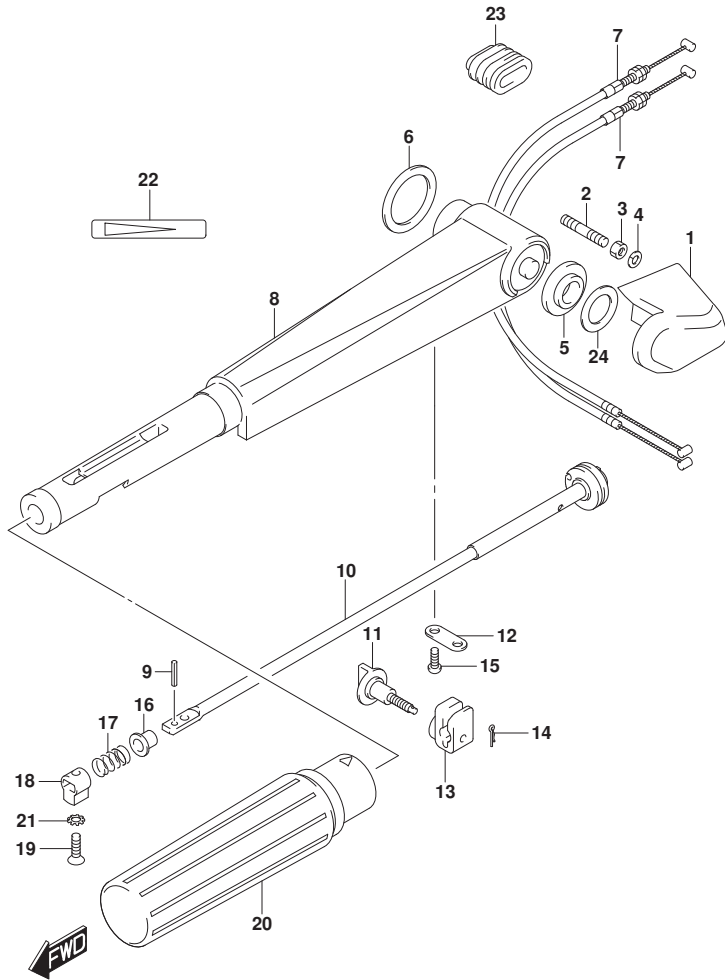


FIG.444C

FIG.444C (2-B-6) TILLER HANDLE (DT9.9AK P40)

REF NO.	PART NO.	DESCRIPTION	Q'TY	REMARKS
1	63121-90L00-0EP	COVER, TILLER HANDLE (BLACK)	1	
2	09108-08300	STUD BOLT	2	
3	09140-08023-XC0	NUT	2	
4	29162-93J10	WASHER(8.2X21.5X3)	2	
5	63114-94300	SPACER, HANDLE COVER	1	
6	63115-96310	SPACER	1	
7	63610-91L00	CABLE ASSY, THROTTLE	2	
8	63111-95L10-0EP	HANDLE, TILLER (BLACK)	1	
9	09205-03038	SPRING PIN (3X14)	1	
10	63220-91L00	ROD, HANDLE	1	
11	63240-95L00	KNOB, THROTTLE ADJUSTER	1	
12	63228-92DL0	SUPPORT, HANDLE ROD	1	
13	63241-95L00	ADJUSTER, HANDLE GRIP	1	
14	09385-04004	CLIP	1	
15	09125-05046	SCREW (5X12)	2	
16	63225-93200	BUSH, HANDLE ROD	1	
17	09440-12027	SPRING	1	
18	63223-89J00	STOPPER, HANDLE ROD	1	
19	09126-06015	SCREW (6X23)	1	
20	63210-91J10	GRIP, HANDLE	1	
21	09163-06001	LOCK WASHER	1	
22	63215-93110	MARK, HANDLE	1	
23	63625-93900	GROMMET, THROTTLE CABLE	1	
24-1	63118-94300	SHIM (0.3)	1	
24-2	63118-94310	SHIM (0.5)	1	OPT

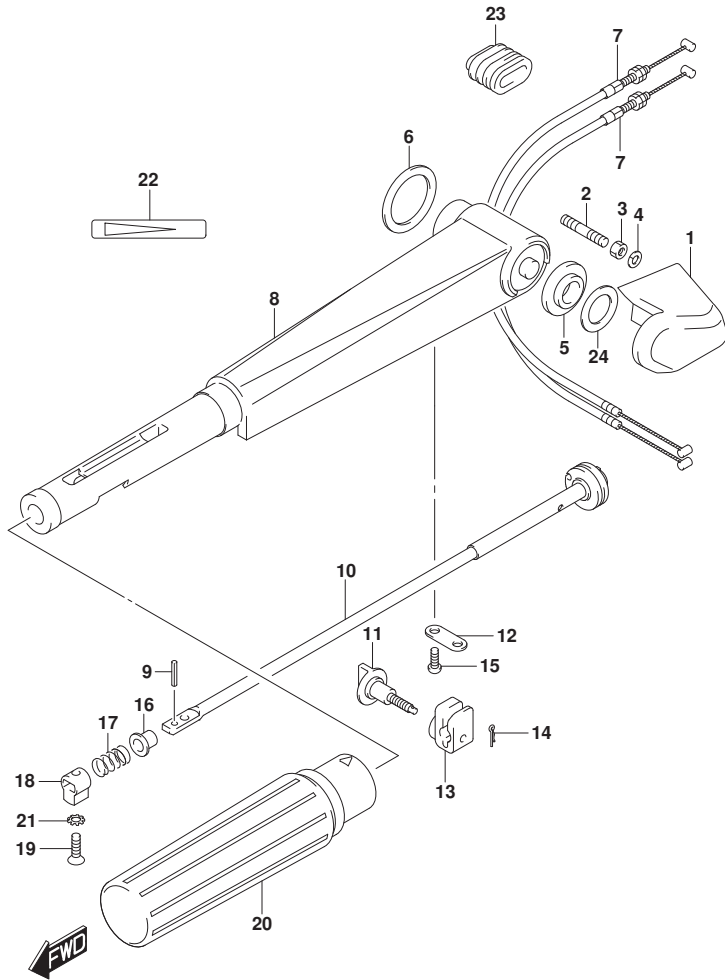


FIG.444D

FIG.444D (2-B-7) TILLER HANDLE (DT9.9AK P36)

REF NO.	PART NO.	DESCRIPTION	Q'TY	REMARKS
1	63121-90L00-0EP	COVER, TILLER HANDLE (BLACK)	1	
2	09108-08300	STUD BOLT	2	
3	09140-08023-XC0	NUT	2	
4	29162-93J10	WASHER(8.2X21.5X3)	2	
5	63114-94300	SPACER, HANDLE COVER	1	
6	63115-96310	SPACER	1	
7	63610-91L00	CABLE ASSY, THROTTLE	2	
8	63111-95L10-0EP	HANDLE, TILLER (BLACK)	1	
9	09205-03038	SPRING PIN (3X14)	1	
10	63220-91L00	ROD, HANDLE	1	
11	63240-95L00	KNOB, THROTTLE ADJUSTER	1	
12	63228-92DL0	SUPPORT, HANDLE ROD	1	
13	63241-95L00	ADJUSTER, HANDLE GRIP	1	
14	09385-04004	CLIP	1	
15	09125-05046	SCREW (5X12)	2	
16	63225-93200	BUSH, HANDLE ROD	1	
17	09440-12027	SPRING	1	
18	63223-89J00	STOPPER, HANDLE ROD	1	
19	09126-06015	SCREW (6X23)	1	
20	63210-91J10	GRIP, HANDLE	1	
21	09163-06001	LOCK WASHER	1	
22	63215-93110	MARK, HANDLE	1	
23	63625-93900	GROMMET, THROTTLE CABLE	1	
24-1	63118-94300	SHIM (0.3)	1	
24-2	63118-94310	SHIM (0.5)	1	OPT

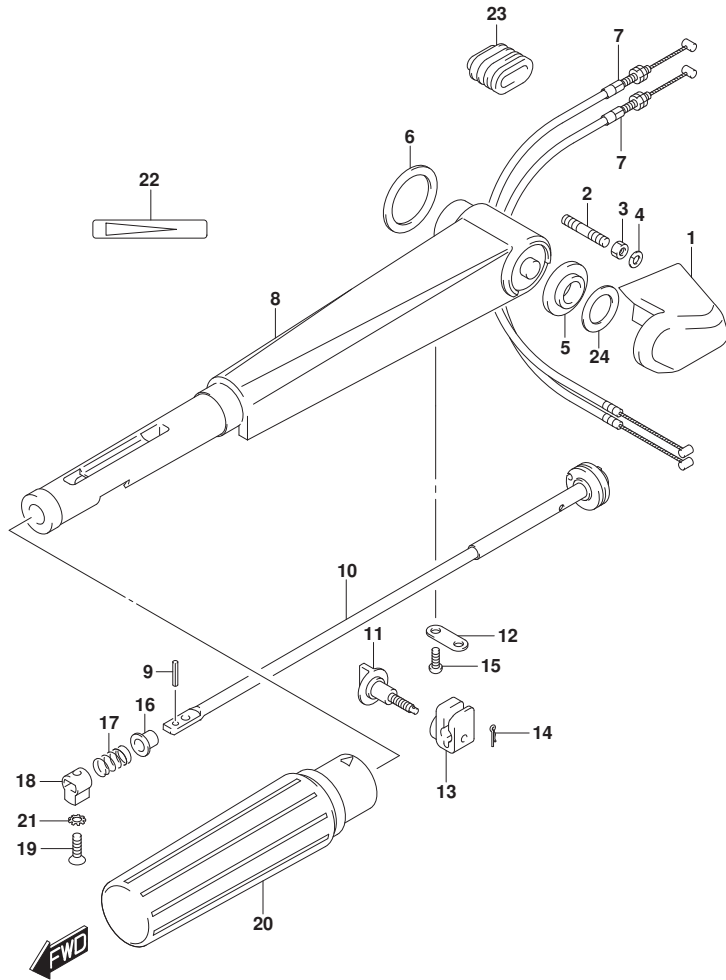


FIG.444E

FIG.444E (2-B-8) TILLER HANDLE (DT15A P40)

REF NO.	PART NO.	DESCRIPTION	Q'TY	REMARKS
1	63121-95L10-0EP	COVER, TILLER HANDLE (BLACK)	1	
2	09116-08151	BOLT (8X30)	2	
3	63114-94300	SPACER, HANDLE COVER	1	
4	63115-96310	SPACER	1	
5	63115-95L00	BUSH, TILLER HANDLE	1	
6	63610-91L00	CABLE ASSY, THROTTLE	2	
7	63111-95L20-0EP	HANDLE, TILLER (BLACK)	1	
8	09205-03038	SPRING PIN (3X14)	1	
9	63220-91L00	ROD, HANDLE	1	
10	63240-95L00	KNOB, THROTTLE ADJUSTER	1	
11	63228-92DL0	SUPPORT, HANDLE ROD	1	
12	63241-95L00	ADJUSTER, HANDLE GRIP	1	
13	09385-04004	CLIP	1	
14	09125-05046	SCREW (5X12)	2	
15	63225-93200	BUSH, HANDLE ROD	1	
16	09440-12027	SPRING	1	
17	63223-92D00	STOPPER, HANDLE ROD	1	
18	09126-06015	SCREW (6X23)	1	
19	63210-91J10	GRIP, HANDLE	1	
20	09163-06001	LOCK WASHER	1	
21	63215-93110	MARK, HANDLE	1	
22	63625-93900	GROMMET, THROTTLE CABLE	1	
23-1	63118-94300	SHIM (0.3)	1	
23-2	63118-94310	SHIM (0.5)	1	OPT

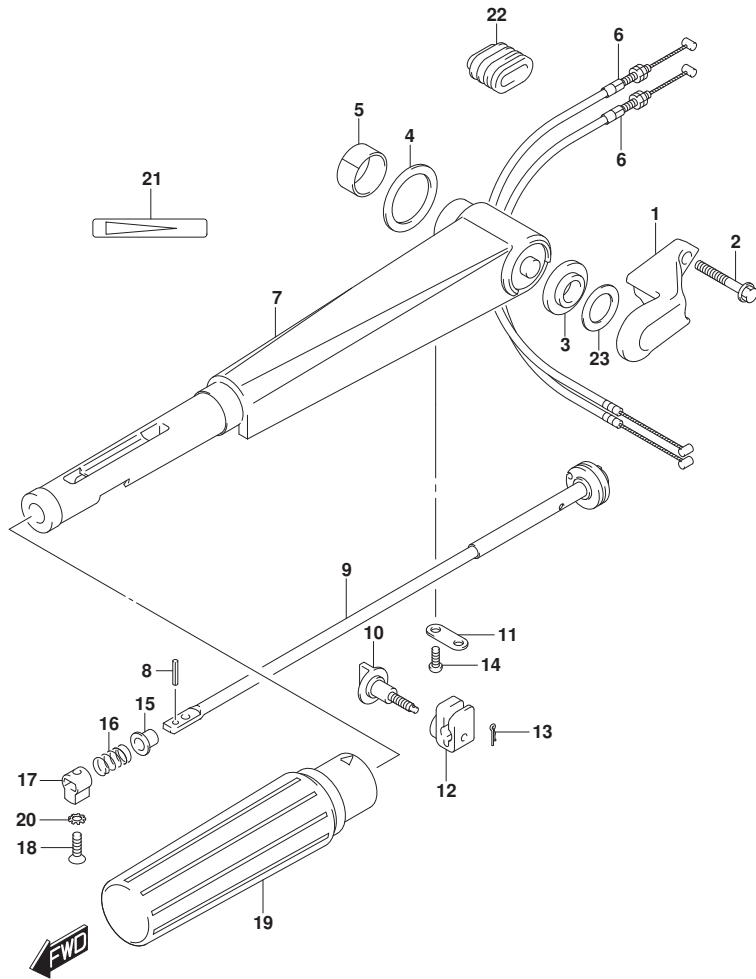


FIG.444F

FIG.444F (2-B-9) TILLER HANDLE (DT15A P36)

REF NO.	PART NO.	DESCRIPTION	Q'TY	REMARKS
1	63121-90L00-0EP	COVER, TILLER HANDLE (BLACK)	1	
2	09108-08300	STUD BOLT	2	
3	09140-08023-XC0	NUT	2	
4	29162-93J10	WASHER(8.2X21.5X3)	2	
5	63114-94300	SPACER, HANDLE COVER	1	
6	63115-96310	SPACER	1	
7	63610-91L00	CABLE ASSY, THROTTLE	2	
8	63111-95L10-0EP	HANDLE, TILLER (BLACK)	1	
9	09205-03038	SPRING PIN (3X14)	1	
10	63220-91L00	ROD, HANDLE	1	
11	63240-95L00	KNOB, THROTTLE ADJUSTER	1	
12	63228-92DL0	SUPPORT, HANDLE ROD	1	
13	63241-95L00	ADJUSTER, HANDLE GRIP	1	
14	09385-04004	CLIP	1	
15	09125-05046	SCREW (5X12)	2	
16	63225-93200	BUSH, HANDLE ROD	1	
17	09440-12027	SPRING	1	
18	63223-92D00	STOPPER, HANDLE ROD	1	
19	09126-06015	SCREW (6X23)	1	
20	63210-91J10	GRIP, HANDLE	1	
21	09163-06001	LOCK WASHER	1	
22	63215-93110	MARK, HANDLE	1	
23	63625-93900	GROMMET, THROTTLE CABLE	1	
24-1	63118-94300	SHIM (0.3)	1	
24-2	63118-94310	SHIM (0.5)	1	OPT

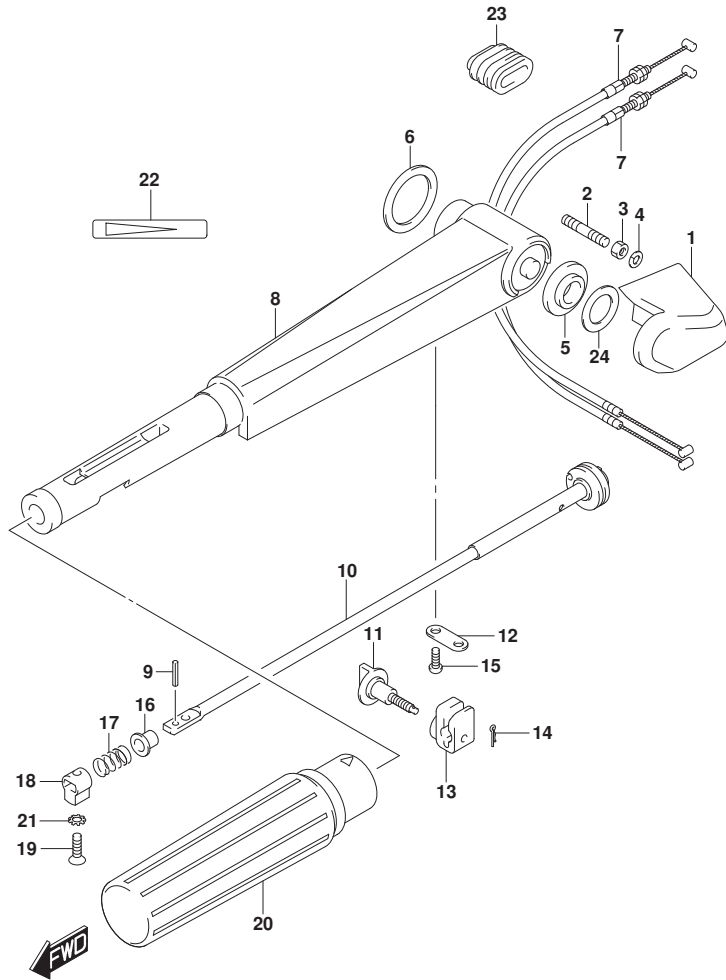


FIG.444G

FIG.444G (2-B-10) TILLER HANDLE (DT15AK P36)

REF NO.	PART NO.	DESCRIPTION	Q'TY	REMARKS
1	63121-90L00-0EP	COVER, TILLER HANDLE (BLACK)	1	
2	09108-08300	STUD BOLT	2	
3	09140-08023-XC0	NUT	2	
4	29162-93J10	WASHER(8.2X21.5X3)	2	
5	63114-94300	SPACER, HANDLE COVER	1	
6	63115-96310	SPACER	1	
7	63610-91L00	CABLE ASSY, THROTTLE	2	
8	63111-95L10-0EP	HANDLE, TILLER (BLACK)	1	
9	09205-03038	SPRING PIN (3X14)	1	
10	63220-91L00	ROD, HANDLE	1	
11	63240-95L00	KNOB, THROTTLE ADJUSTER	1	
12	63228-92DL0	SUPPORT, HANDLE ROD	1	
13	63241-95L00	ADJUSTER, HANDLE GRIP	1	
14	09385-04004	CLIP	1	
15	09125-05046	SCREW (5X12)	2	
16	63225-93200	BUSH, HANDLE ROD	1	
17	09440-12027	SPRING	1	
18	63223-89J00	STOPPER, HANDLE ROD	1	
19	09126-06015	SCREW (6X23)	1	
20	63210-91J10	GRIP, HANDLE	1	
21	09163-06001	LOCK WASHER	1	
22	63215-93110	MARK, HANDLE	1	
23	63625-93900	GROMMET, THROTTLE CABLE	1	
24-1	63118-94300	SHIM (0.3)	1	
24-2	63118-94310	SHIM (0.5)	1	OPT

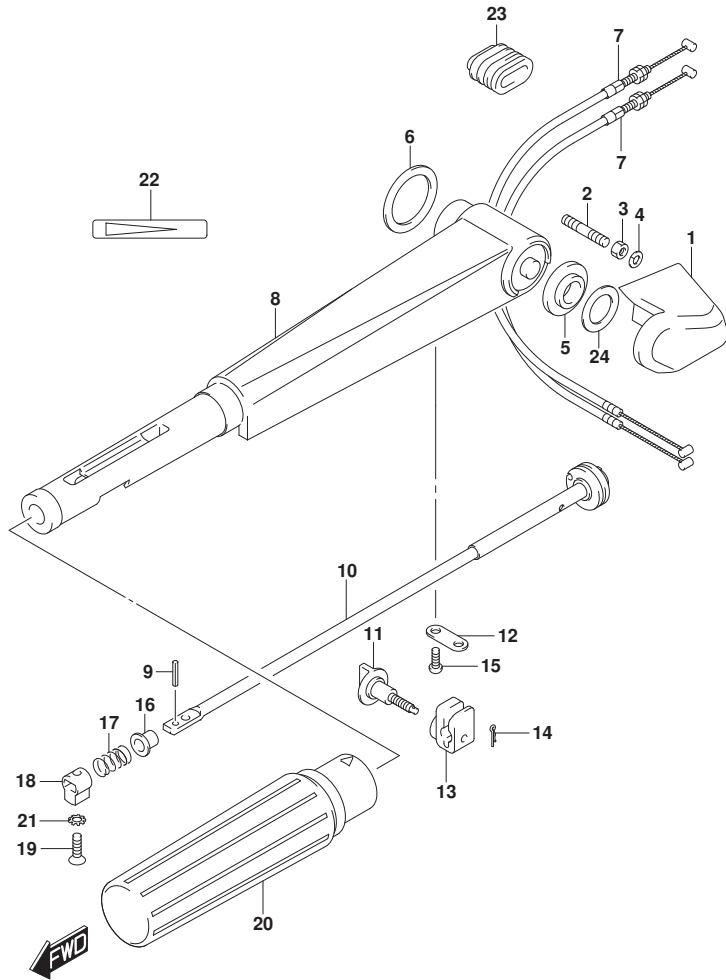


FIG.551A

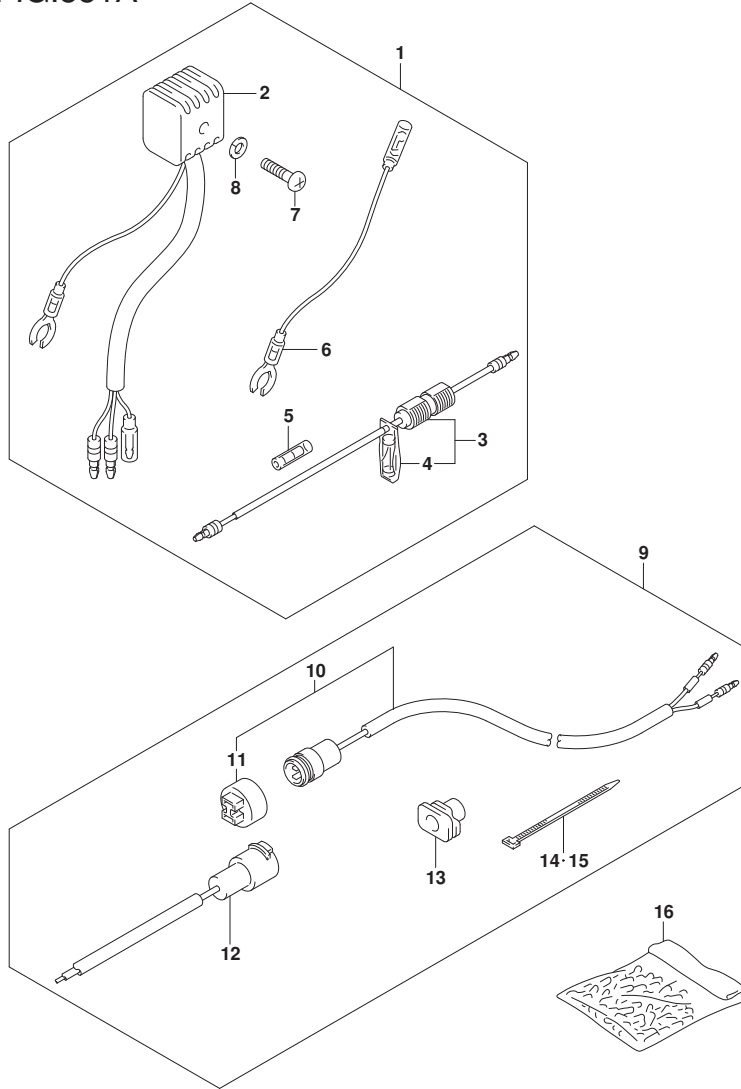


FIG.551A (2-B-11) OPT:ELECTRICAL (1)

REF NO.	PART NO.	DESCRIPTION	Q'TY	REMARKS
1	32801-93903	RECTIFIER SET	1	
2	32800-95D01	.RECTIFIER	1	
3	36740-95253	.CASE, FUSE	1	
4	09481-20001	..FUSE (20A)	1	
5	37132-93700	.CONNECTOR, LEAD	1	
6	37801-98300	.LEAD, RECEPTACLE GROUND	1	
7	02142-05257	.SCREW	1	
8	08321-0105A	.WASHER	1	
9	39600-93910	RECEPTACLE SET	1	
10	39601-95D00	.RECEPTACLE ASSY, LIGHTING	1	
11	36634-93910	..CAP	1	
12	39602-93900	.PLUG ASSY, LIGHTING	1	
13	39603-94400	.GROMMET, RECEPTACLE	1	
14	09407-10403	.CLAMP (L:95)	1	
15	09407-25402	.CLAMP (L:250)	1	
16	36990-87D00	TERMINAL & SLEEVE SET	1	

FIG.552A

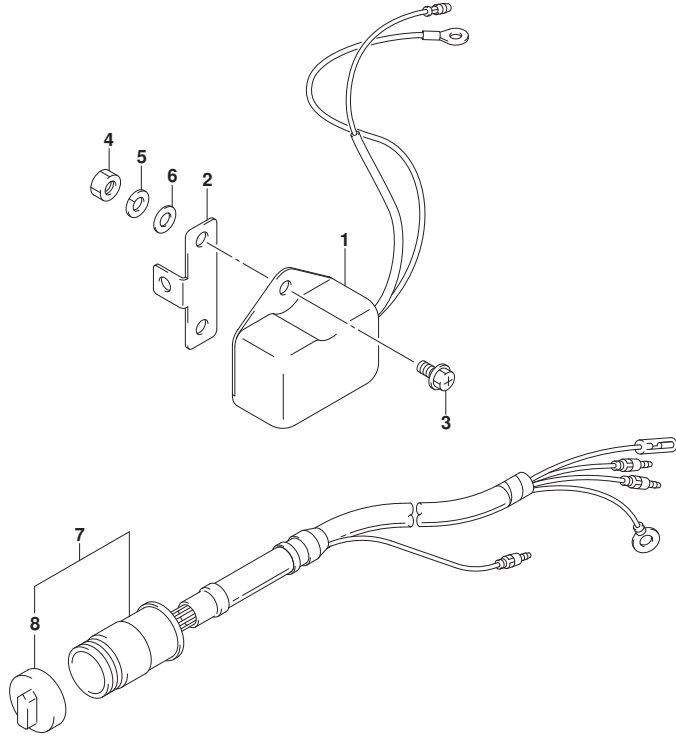


FIG.552A (2-B-12) OPT:ELECTRICAL (2)

REF NO.	PART NO.	DESCRIPTION	Q'TY	REMARKS
1	32500-95722	REGULATOR ASSY, VOLTAGE	1	
2	32590-93900	STAY, VOLTAGE	1	
3	02162-06127	SCREW	2	
4	08310-00067	NUT	2	
5	08321-01067	LOCK WASHER	2	
6	08322-01067	WASHER	2	
7	36630-93901	WIRING HARNESS ASSY	1	
8	36631-94300	.CAP	1	

FIG.560A

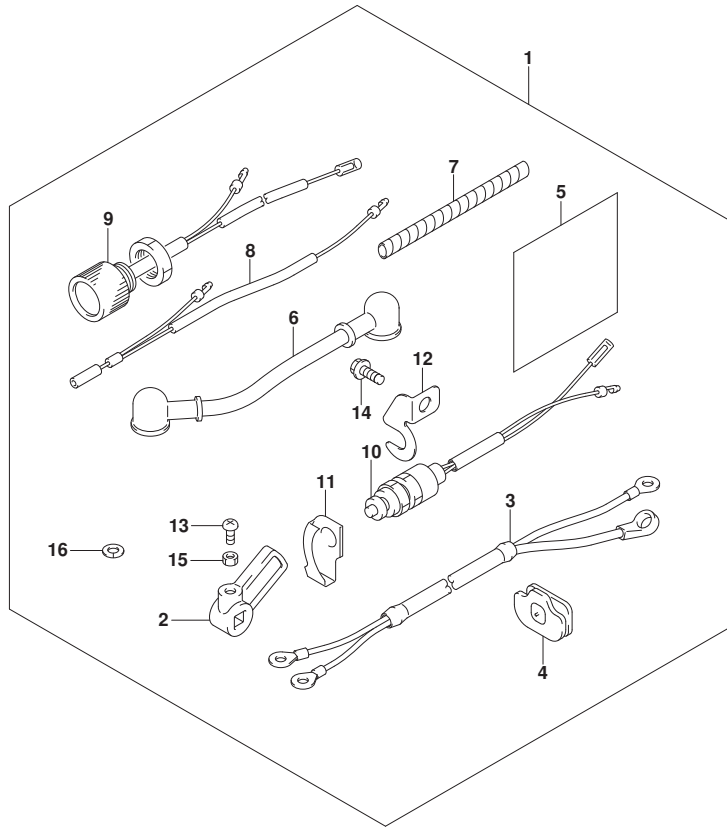


FIG.560A (2-B-13) OPT:STARTING MOTOR

REF NO.	PART NO.	DESCRIPTION	Q'TY	REMARKS
1	33800-95L01	SWITCH, STARTER/CABLE SET	1	
2	21313-93900	.ARM, ELECTRIC NSI	1	
3	33810-92D00	.CABLE, STARTER	1	
4	33811-96300	.GROMMET	1	
5	32916-92L00	.COVER, HARNESS	1	
6	33820-93900	.CABLE, PLUG TERM TO RELAY	1	
7	33833-91J00	.TUBE, 250	1	L:250->100
8	36610-93901	.WIRING HARNESS, ME	1	
9	37161-95L01	.SWITCH, STARTER	1	
10	37721-96354	.SWITCH, NEUTRAL	1	
11	37725-94302	.ACTUATOR, NEUTRAL SW	1	
12	37726-94402	.BRACKET, NEUTRAL SW	1	
13	02112-05167	.SCREW	1	
14	01550-06167	.SCREW	1	
15	08310-00057	.NUT	1	
16	08321-01067	.LOCK WASHER	1	NOT ILLUSTRATED

PART NO.	FIG.NO.-REF.NO.	PART NO.	FIG.NO.-REF.NO.	PART NO.	FIG.NO.-REF.NO.
10000		12232-95L00	116A-13	13200-939H1	128C-1
		12240-95L00	116A-14	13235-91D00	128A-17
		12481-90L00	125A-5		128B-17
			125B-5		128E-17
		125C-5		128F-17	
11110-90L40	112A-1			13235-93950	128C-10
	112B-1				128D-10
	112E-1				128G-10
	112F-1			13245-98110	128A-9
11110-90L50	112C-1	12485-93900	125A-11		128B-9
	112D-1		125B-11		128E-9
	112G-1		125C-11		128F-9
11141-93960	112A-2		125D-11	13249-93900	128C-33
	112B-2		125E-11		128D-33
	112C-2		125F-11		128G-33
	112D-2		125G-11	13250-98110	128A-6
	112E-2	13125-91D00	125A-10		128B-6
	112F-2		125B-10		128C-6
	112G-2		125C-10		128D-6
11300-90L30	112A-4		125D-10		128E-6
	112B-4		125E-10		128F-6
	112C-4		125F-10		128G-6
	112D-4		125G-10	13251-98100	128A-8
	112E-4	13150-90L00	125E-1		128B-8
	112F-4		125F-1		128C-8
	112G-4		125G-1		128D-8
11431-95L00	141A-5	13150-90L20	125C-1		128E-8
	141B-5		125D-1		128F-8
	141C-5	13150-95L00	125A-1		128G-8
	141D-5		125B-1	13254-98100	128A-5
	141E-5	13152-90L00	125E-3		128B-5
	141F-5		125F-3		128C-5
	141G-5		125G-3		128D-5
11433-90L00	141A-4	13152-90L20	125C-3		128E-5
	141B-4		125D-3		128F-5
	141C-4	13152-95L00	125A-3		128G-5
	141D-4		125B-3	13254-98410	128C-12
	141E-4	13153-90L00	125A-2		128D-12
	141F-4		125B-2		128G-12
	141G-4		125C-2	13265-93950	128C-16
12100-90L00-050	116A-22		125D-2		128D-16
12110-90L00-0B0	116A-1		125E-2		128G-16
12140-90L00	116A-2		125F-2	13267-93900	128A-10
12140-93140-050	116A-23		125G-2		128B-10
12151-93100	116A-3	13200-91D21	128A-1		128C-9
12161-90L00	116A-7		128B-1		128D-9
12200-95L01	116A-6		128E-1		128E-10
12211-93900	116A-8		128F-1		128F-10
12221-95L00	116A-11	13200-939B1	128D-1		128G-9
12231-95L01	116A-12	13200-939C1	128G-1	13268-96111	128A-4

PART NO.	FIG.NO.-REF.NO.	PART NO.	FIG.NO.-REF.NO.	PART NO.	FIG.NO.-REF.NO.
					128A-19
					128B-4
		13599-95210	128B-19		128C-23
			128C-4		128D-23
			128C-31		128G-23
			128D-4	13599-95211	128C-22
			128D-31		128D-22
		13613-98100	128E-4		128G-22
			128E-19		128A-12
			128F-4		128B-12
			128F-19		128E-12
			128G-4		128F-12
13270-94350		13616-93900	128G-31		128A-18
			128C-11		128B-18
			128D-11		128C-32
			128G-11		128D-32
13282-94350			128C-20		128E-18
			128D-20		128F-18
			128G-20		128G-32
13343-98100		13631-93910	128A-11		128A-20
			128B-11		128B-20
			128E-11		128E-20
			128F-11		128F-20
13370-94350		13631-93960	128C-13		128C-34
			128D-13		128D-34
			128G-13		128G-34
13371-98100		13632-93900	128A-7		412A-15
			128B-7		412B-15
			128C-7		412E-15
			128D-7		412F-15
			128E-7	13632-93950	412C-15
			128F-7		412D-15
			128G-7		412G-15
13392-58600		13633-93900	128C-17		125A-12
			128D-17		125B-12
			128G-17		125E-12
13441-94350		13633-93950	128C-19		125F-12
			128D-19		125C-12
			128G-19		125D-12
13443-94350			128C-21		125G-12
		13634-93952	128D-21		125C-13
			128G-21		125D-13
13450-93950			128C-18		125G-13
		13635-93950	128D-18		125C-14
			128G-18		125D-14
13521-93910			128A-16		125G-14
		13652-93950	128B-16		128C-15
			128C-24		128D-15
			128D-24		128G-15
		13661-93900	128E-16		128A-3
					128B-3
					128C-3
					128D-3
					128E-3
					128F-3
					128G-3
		13811-93950	125A-7		125A-7
			125B-7		125B-7
			125C-7		125C-7
			125D-7		125D-7
			125E-7		125E-7
			125F-7		125F-7
			125G-7		125G-7
		13812-93900	125A-8		125A-8
			125B-8		125B-8
			125C-8		125C-8
			125D-8		125D-8
			125E-8		125E-8
			125F-8		125F-8
			125G-8		125G-8
		14131-90L10	112A-10		112A-10
			112B-10		112B-10
			112C-10		112C-10
			112D-10		112D-10
			112E-10		112E-10
			112F-10		112F-10
			112G-10		112G-10
		14141-90L10	112A-11		112A-11
			112B-11		112B-11
			112C-11		112C-11
			112D-11		112D-11
			112E-11		112E-11
			112F-11		112F-11
			112G-11		112G-11
		14151-90L00	112A-9		112A-9
			112B-9		112B-9
			112C-9		112C-9
			112D-9		112D-9
			112E-9		112E-9
			112F-9		112F-9
			112G-9		112G-9
		14211-90L00	141A-1		141A-1
			141B-1		141B-1
			141C-1		141C-1
			141D-1		141D-1
			141E-1		141E-1
			141F-1		141F-1
			141G-1		141G-1
		14213-93910	141A-2		141A-2
			141B-2		141B-2

PART NO.	FIG.NO.-REF.NO.	PART NO.	FIG.NO.-REF.NO.	PART NO.	FIG.NO.-REF.NO.
	141C-2	15430-87D10	146A-5		160B-3
	141D-2		146B-5		160C-3
	141E-2		146C-2		160D-3
	141F-2		146D-2		160E-3
	141G-2		146E-5		160F-3
15100-93911	128A-14		146F-5		160G-3
	128B-14	17400-90830	146G-2	17471-99J10	160A-4
	128C-27		10AA-1		160B-4
	128D-27		10AB-1		160C-4
	128E-14		10AE-1		160D-4
	128F-14		10AF-1		160E-4
15100-93951	128G-27	17400-90840	10AC-1		160F-4
	128C-25		10AD-1		160G-4
	128D-25		10AG-1	17472-90L00	160A-5
	128G-25	17400-90L01	10AA-2		160B-5
15170-93911	128A-15		10AB-2		160C-5
	128B-15		10AC-2		160D-5
	128C-28		10AD-2		160E-5
	128D-28		10AE-2		160F-5
	128E-15		10AF-2		160G-5
	128F-15		10AG-2	17473-94J00	160A-6
15170-93951	128G-28		160A-20		160B-6
	128C-26		160B-20		160C-6
	128D-26		160C-20		160D-6
	128G-26		160D-20		160E-6
15211-91J00-125	146A-1		160E-20		160F-6
	146B-1		160F-20		160G-6
	146E-1		160G-20	17561-90L00	160A-7-2
	146F-1	17411-94J00	160A-1		160B-7-2
15211-91J00-270	146A-2		160B-1		160C-7
	146B-2		160C-1		160D-7-2
	146E-2		160D-1		160E-7-2
	146F-2		160E-1		160F-7-2
15410-94350	146C-8		160F-1		160G-7-2
	146D-8		160G-1	17561-90L10	160A-7-1
	146G-8	17413-94J10	160A-2		160B-7-1
15410-94400	146A-4		160B-2		160D-7-1
	146B-4		160C-2		160E-7-1
	146C-1		160D-2		160F-7-1
	146D-1		160E-2		160G-7-1
	146E-4		160F-2	17563-93900	160A-19
	146F-4		160G-2		160B-19
15413-87D10	146G-1	17417-93910	160A-18		160C-19
	146A-6		160B-18		160D-19
	146B-6		160C-18		160E-19
	146C-3		160D-18		160F-19
	146D-3		160E-18		160G-19
	146E-6		160F-18	17563-94J00	160A-8
	146F-6		160G-18		160B-8
	146G-3	17461-939M0	160A-3		160C-8

PART NO.	FIG.NO.-REF.NO.	PART NO.	FIG.NO.-REF.NO.	PART NO.	FIG.NO.-REF.NO.
	160D-8		112E-14		
	160E-8		112F-14		
	160F-8		112G-14		
	160G-8	18100-90L10	167A-1		
17564-93900	160A-9	18121-94JL0	167A-2		
	160B-9	18130-93E01	167A-3	21110-90L01	208A-1
	160C-9	18132-89L00	167A-5		208B-1
	160D-9	18142-93E00	167A-4		208C-1
	160E-9	18210-95L00	167A-6		208D-1
	160F-9	18280-93E00	167A-7		208E-1
	160G-9	18290-90L00	167A-9		208F-1
17631-99J20	160A-10	18498-94JL0-230	146A-8	21117-95L00	208G-1
	160B-10		146B-8		412A-18
	160C-10		146E-8		412B-18
	160D-10		146F-8		412C-18
	160E-10	19121-90L01	166A-1		412D-18
	160F-10		166B-1		412E-18
	160G-10		166C-1		412F-18
17632-99J30	160A-11		166D-1		412G-18
	160B-11		166E-1	21126-92D00	208A-6
	160C-11		166F-1		208B-6
	160D-11		166G-1		208C-6
	160E-11	19132-94501	166A-12		208D-6
	160F-11		166B-12		208E-6
	160G-11		166E-10		208F-6
17670-93953	112C-16		166F-10		208G-6
	112D-16	19132-95500	166C-10	21126-95L00	208A-7
17670-93962	112A-16		166D-10		208B-7
	112B-16		166G-10		208C-7
	112E-16	19141-90L00	166A-2		208D-7
	112F-16		166B-2		208E-7
17670-94402	112G-16		166E-2		208F-7
17681-90L10	112A-13		166F-2		208G-7
	112B-13	19141-93960	166C-2	21131-96010	420A-7
	112C-13		166D-2		420B-7
	112D-13		166G-2		420C-7
	112E-13	19811-95L00	166A-3		420D-7
	112F-13		166B-3		420E-7
	112G-13		166C-3		420F-7
17685-91D00	10AA-3		166D-3		420G-7
	10AB-3		166E-3	21221-95L00	208A-4
	10AC-3		166F-3		208B-4
	10AD-3		166G-3		208C-4
	10AE-3	19812-95L00	166A-4		208D-4
	10AF-3		166B-4		208E-4
	10AG-3		166C-4		208F-4
	112A-14		166D-4		208G-4
	112B-14		166E-4		319A-7
	112C-14		166F-4		319B-7
	112D-14		166G-4		319C-7

PART NO.	FIG.NO.-REF.NO.	PART NO.	FIG.NO.-REF.NO.	PART NO.	FIG.NO.-REF.NO.
21313-93900	319D-7	25111-90L11	210D-2-1	29162-93J00	160G-13
	319E-11		210E-2-1		210A-7
	319F-7		210F-2-1		210B-7
	319G-7		210G-2-1		210C-7
	208E-9		210A-2-2		210D-7
22511-99011	560A-2	25211-99JL0	210B-2-2	25215-90L00	210E-7
	336A-2		210C-2		210F-7
	336B-2		210D-2-2		210G-7
	336C-2		210E-2-2		335A-13
	336D-2		210F-2-2		335B-13
23111-95L00	336E-2	25211-99JL0	210G-2-2	29162-93J00	335C-13
	336F-2		210A-5		335D-13
	336G-2		210B-5		335E-13
	208A-2		210C-5		335F-13
	208B-2		210D-5		335G-13
23131-93900	208C-2	25215-90L00	210E-5	29162-93J00	335B-14
	208D-2		210F-5		335C-14
	208E-2		210G-5		335D-14
	208F-2		210A-6		335F-14
	208G-2		210B-6		335G-14
23211-95L00	412A-17	25311-99J00	210C-6	29201-93J00	405A-23
	412B-17		210D-6		405B-23
	412C-17		210E-6		405C-23
	412D-17		210F-6		405D-23
	412E-17		210G-6		405E-23
23213-95L00	412F-17	29125-93J10	210A-3	29404-93J10	405F-23
	412G-17		210B-3		405G-23
	208A-3		210C-3		444B-4
	208B-3		210D-3		444C-4
	208C-3		210E-3		444D-4
23311-95J00	208D-3	29141-93J00	210F-3	29440-93J00	444F-4
	208E-3		210G-3		444G-4
	208F-3		336B-33		336B-29
	208G-3		336C-33		336C-29
	208A-5		336D-33		336D-29
25111-90L01	208B-5	29141-93J00	336F-33	29440-93J00	336F-29
	208C-5		336G-33		336G-29
	208D-5		405A-27		303A-8
	208E-5		405B-27		303B-8
	208F-5		405C-27		303C-8
25111-90L01	208G-5	29141-93J00	405D-27	29440-93J00	303D-8
	210A-1		405E-27		303E-8
	210B-1		405F-27		303F-8
	210C-1		405G-27		303G-8
	210D-1		160A-13		303H-8
25111-90L01	210E-1	29141-93J00	160B-13	29440-93J00	336A-24
	210F-1		160C-13		336B-26
	210G-1		160D-13		336C-26
	210A-2-1		160E-13		336D-26
	210B-2-1		160F-13		336E-24

PART NO.	FIG.NO.-REF.NO.	PART NO.	FIG.NO.-REF.NO.	PART NO.	FIG.NO.-REF.NO.
30000	336F-26	30000	32390-90L00	32500-95722	33800-95L01
	336G-26		303A-6		33810-92D00
			303B-6		33811-96300
			303C-6		33820-93900
			303D-6		33833-91J00
30000		30000		32590-93900	303E-6
			303F-6		560A-4
			303G-6		322A-5
			303H-6		560A-6
			552A-1		322A-8
30000		30000		32800-95D01	560A-7
			552A-2		322A-9
			322A-1		560A-8
			551A-2		412A-19
			551A-1		412B-19
30000		30000		32801-93903	412C-19
			307A-1		412D-19
			307B-1		412E-19
			307C-1		412F-19
			307D-1		412G-19
30000		30000		32900-90L01	307E-1
			307F-1		552A-7
			307G-1		36630-93901
			307A-3		36631-94300
			307B-3		551A-11
30000		30000		32915-95L00	322A-6
			307C-3		36740-93901
			307D-3		36740-95253
			307E-3		551A-3
			307F-3		36894-87D00
30000		30000		32916-92L00	336B-32
			307G-3		336C-32
			307A-1		336D-32
			307B-1		336F-32
			307C-1		336G-32
30000		30000		33410-95L00	405A-26
			303B-1		405B-26
			303E-1		405C-26
			303G-1		405D-26
			303F-2		405E-26
30000		30000		32102-90L00	405F-26
			303C-2		405G-26
			303D-2		405D-26
			303H-2		405E-26
			303A-2		405F-26
30000		30000		32102-95L00	405G-26
			303B-2		36990-87D00
			303E-2		551A-16
			303G-2		37132-93700
			303A-10		551A-5
30000		30000		32140-93900	322A-10
			303B-10		560A-9
			303C-10		319A-8
			303D-10		319B-8
			303E-10		319C-10
30000		30000		32140-93900	560A-9
			303F-9		319D-10
			303G-10		319E-16
			303H-10		319F-11
			303A-8		319G-10
30000		30000		33510-90L00	319E-8
			303B-8		319E-12
			303C-8		319F-8
			303D-8		319E-1
			303E-8		560A-10
30000		30000		33510-95520	319E-1
			303F-8		560A-12
			303G-10		319A-10
			303H-10		319E-3
			303C-13		560A-11
30000		30000		32200-93910	319E-3
			303D-13		560A-12
			303F-12		319A-10
			303H-13		319E-3
			303G-7		319A-10

PART NO.	FIG.NO.-REF.NO.	PART NO.	FIG.NO.-REF.NO.	PART NO.	FIG.NO.-REF.NO.
	319B-10 319C-9 319D-9 319E-15 319F-10 319G-9		412E-16 412F-16 412G-16	41213-94J01	335A-5 335B-5 335C-5 335D-5 335E-5 335F-5
37801-98300	319A-6 319B-6 319C-6 319D-6 319E-10 319F-6 319G-6 551A-6	40000		41222-91L00	335G-5 335B-9 335C-9 335D-9 335F-9 335G-9
37823-97J00	319A-4 319B-4 319C-4 319D-4 319E-8 319F-4 319G-4	41111-90L00-0EP 41111-99J00-0EP 41121-90L00-0EP	335B-1 335C-1 335D-1 335F-1 335G-1 335A-1 335E-1 335B-2 335C-2 335D-2 335F-2	41225-89L00 41225-94400 41225-94502	336A-10 336E-10 335B-16 335C-16 335D-16 335F-16 335G-16 336B-11 336C-11
37826-97J00	319A-5 319B-5 319C-5 319D-5 319E-9 319F-5 319G-5	41121-99J00-0EP 41130-90L00	335A-2 335E-2 335B-7 335C-7 335D-7 335F-7	41411-95L00-0EP	336D-11 336F-11 336G-11 336A-28 336E-28
37830-90L00	319A-3 319B-3 319C-3 319D-3 319E-7 319F-3 319G-3	41210-89E11	335G-7 335A-17 335B-21 335C-21 335D-21 335E-17 335F-21	43111-90L00-0EP 43111-99J60-0EP 43112-95L00	336B-1 336C-1 336D-1 336F-1 336G-1 336A-1 336E-1 405A-28 405B-28
37835-95D00	319A-1 319B-1 319C-1 319D-1 319E-5 319F-1 319G-1	41211-89E10	335G-21 335A-3 335B-3 335C-3 335D-3 335E-3 335F-3	43211-87J10	405D-28 405E-28 405F-28 405G-28 336B-7 336C-7 336D-7
39600-93910 39601-95D00 39602-93900 39603-94400 39669-94400	551A-9 551A-10 551A-12 551A-13 412A-16 412B-16 412C-16 412D-16	41212-91J00	335G-3 335A-4 335B-4 335C-4 335D-4 335E-4 335F-4 335G-4	43211-99J00 43411-939L0	336E-6 336A-20 336B-22 336C-22 336D-22

PART NO.	FIG.NO.-REF.NO.	PART NO.	FIG.NO.-REF.NO.	PART NO.	FIG.NO.-REF.NO.
43412-93900	336E-20 336F-22 336G-22 336A-21 336B-23 336C-23 336D-23 336E-21 336F-23 336G-23	45255-93001	336C-12 336D-12 336F-12 336G-12 336B-14 336C-14 336D-14 336F-14 336G-14 336B-15	52111-95L10-0EP	405G-5-1 405A-5-2 405B-5-2 405C-5 405D-5-2 405E-5-2 405F-5-2 405G-5-2 141A-6-2 141B-6-2
43711-99J00	336A-3 336B-3 336C-3 336D-3 336E-3 336F-3 336G-3 336B-4 336C-4 336D-4 336F-4 336G-4	45261-92L00 45261-95L00 45420-90L00	336C-15 336D-15 336F-15 336G-15 336A-13 336E-13 336B-10 335C-10 335D-10 335F-10 335G-10 335A-14 335E-14 335A-15	43750-90L11-0EP 43750-95L10-0EP 45212-94J01 45212-95L00 45231-89L00 45231-90L00 45241-89L00 45241-90L00	141C-6 141D-6-2 141E-6-2 141F-6-2 141G-6-2 141A-6-1 141B-6-1 141D-6-1 141E-6-1 141F-6-1 141G-6-1 405A-6 405B-6 405C-6 405D-6 405E-6 405F-6 405G-6 405A-7 405B-7 405C-7 405D-7 405E-7 405F-7 405G-7 405A-14 405B-14 405C-14 405D-14 405E-14 405F-14 405G-14
43750-95L10-0EP	336A-4 336E-4 336B-20 336C-20 336D-20 336F-20 336G-20 336A-18 336E-18 336A-8 336E-8 336B-9 336C-9 336D-9 336F-9 336G-9 336A-9 336E-9 336B-10 336C-10 336D-10 336F-10 336G-10	45420-99JM0 45425-94J01	335B-10 335C-10 335D-10 335F-10 335G-10 335A-14 335E-14 335A-15 335B-20 335C-20 335D-20 335E-15 335F-20 335G-20 336B-27 336C-27 336D-27 336F-27 336G-27 336A-25 336E-25 336A-27 336E-27	52113-93910 52113-95L00 52117-94400 54121-92D00 54700-90L00 54710-95L00 54722-94J11 54130-93901	405A-6 405B-6 405C-6 405D-6 405E-6 405F-6 405G-6 405A-7 405B-7 405C-7 405D-7 405E-7 405F-7 405G-7 405A-14 405B-14 405C-14 405D-14 405E-14 405F-14 405G-14 405A-9 405B-9 405C-9 405D-9 405E-9 405F-9 405G-9 405A-8
45247-99J00 45250-89L03 45250-90L00	336A-19 336E-19 336A-11 336E-11 336B-12	52111-95L00-0EP	405A-5-1 405B-5-1 405D-5-1 405E-5-1 405F-5-1	54137-90L00	405A-8

PART NO.	FIG.NO.-REF.NO.	PART NO.	FIG.NO.-REF.NO.	PART NO.	FIG.NO.-REF.NO.
	405B-8		10AE-4	57100-90L40	220A-1-1
	405C-8		10AF-4		220B-1-1
	405D-8		10AG-4		220D-1-1
	405E-8		407A-6-1		220E-1-1
	405F-8	55321-87J10	407A-6-2		220F-1-1
	405G-8	55321-90L00	10AA-5		220G-1-1
54151-93900	405A-10		10AB-5	57311-90L00	220A-8
	405B-10		10AC-5		220B-8
	405C-10		10AD-5		220C-8
	405D-10		10AE-5		220D-8
	405E-10		10AF-5		220E-8
	405F-10		10AG-5		220F-8
	405G-10		405A-3		220G-8
54167-93900	405A-15		405B-3	57510-90L00	220A-9
	405B-15		405C-3		220B-9
	405C-15		405D-3		220C-9
	405D-15		405E-3		220D-9
	405E-15		405F-3		220E-9
	405F-15		405G-3		220F-9
	405G-15	55331-99J10	407A-21		220G-9
54211-90L10-0EP	405A-12-2	55332-90L00	220A-25	57521-90L00	220A-10
	405B-12		220B-25		220B-10
	405C-12		220C-25		220C-10
	405D-12		220D-25		220D-10
	405E-12-2		220E-25		220E-10
	405F-12		220F-25		220F-10
	405G-12		220G-25		220G-10
54213-93901	405A-25	55332-99J10	407A-22	57610-99JL0	220A-14
	405B-25	56120-99J40-0EP	407A-10		220B-14
	405C-25	56130-90L00	220A-21		220C-14
	405D-25		220B-21		220D-14
	405E-25		220C-21		220E-14
	405F-25		220D-21		220F-14
	405G-25		220E-21		220G-14
54221-90L10-0EP	405A-12-1		220F-21	57621-90L10	220A-15
	405A-13-1		220G-21		220B-15
	405A-13-2	56132-99J10	220A-23		220C-15
	405B-13		220B-23		220D-15
	405C-13		220C-23		220E-15
	405D-13		220D-23		220F-15
	405E-12-1		220E-23		220G-15
	405E-13-1		220F-23	57631-93901	220A-19
	405E-13-2		220G-23		220B-19
	405F-13	57100-90L30	220A-1-2		220C-19
	405G-13		220B-1-2		220D-19
55100-99J40-0EP	407A-1		220C-1		220E-19
55321-87J00	10AA-4		220D-1-2		220F-19
	10AB-4		220E-1-2		220G-19
	10AC-4		220F-1-2	57632-94J00	407A-17
	10AD-4		220G-1-2	57632-98501	220A-20

PART NO.	FIG.NO.-REF.NO.	PART NO.	FIG.NO.-REF.NO.	PART NO.	FIG.NO.-REF.NO.
	220B-20				420D-8
	220C-20				420E-8
	220D-20				420F-8
	220E-20				420G-8
	220F-20				420A-5
	220G-20	61110-95L00-0EP	412A-1	61435-95L10	420B-5
58100-89L00-019	407A-15-1		412B-1		420C-5
58100-89L30-019	407A-15-2		412C-1		420D-5
58100-89L40-019	407A-15-3		412D-1		420E-5
58100-90L40-019	407A-15-4		412E-1		420F-5
58100-90L50-019	407A-15-5		412F-1		420G-5
58100-90L60-019	407A-15-6		412G-1	61449-93921	420C-9
58120-89L00	407A-16	61112-95L10	412A-2		420D-9
59178-97J00	10AA-6		412B-2		420G-9
	10AB-6		412C-2		420A-6
	10AC-6		412D-2	61453-95L00	420B-6
	10AD-6		412E-2		420C-6
	10AE-6		412F-2		420D-6
	10AF-6		412G-2		420E-6
	10AG-6	61113-95L00	412A-3		420F-6
	407A-8		412B-3		420G-6
59412-91J00	146C-7		412C-3	61458-89L00	420A-9
	146C-11		412D-3		420B-9
	146D-7		412E-3		420C-10
	146D-11		412F-3		420D-10
	146G-7		412G-3		420E-9
	146G-11	61151-91J11	412A-14		420F-9
59441-94J00	220A-17		412B-14		420G-10
	220B-17		412C-14	61472-94J00	167A-11
	220C-17		412D-14	61610-90L00	412A-4
	220D-17		412E-14		412B-4
	220E-17		412F-14		412C-4
	220F-17		412G-14		412D-4
	220G-17	61400-95L00-0EP	420A-1		412E-4
59441-99J00	220A-18		420B-1		412F-4
	220B-18		420C-1		412G-4
	220C-18		420D-1	61616-93EL0	412A-5
	220D-18		420E-1		412B-5
	220E-18		420F-1		412C-5
	220F-18		420G-1		412D-5
	220G-18	61433-95L00	420A-2		412E-5
59800-90L00	420A-11		420B-2		412F-5
	420B-11		420C-2		412G-5
	420C-12		420D-2	61622-90L00	420A-3
	420D-12		420E-2		420B-3
	420E-11		420F-2		420C-3
	420F-11	61435-95L00	420G-2		420D-3
	420G-12		420A-8		420E-3
			420B-8		420F-3
			420C-8		420G-3

PART NO.	FIG.NO.-REF.NO.	PART NO.	FIG.NO.-REF.NO.	PART NO.	FIG.NO.-REF.NO.
61642-95L00	412A-6 412B-6 412C-6 412D-6 412E-6 412F-6	63121-90L00-0EP	444G-24-2 444B-1 444C-1 444D-1 444F-1 444G-1	63240-95L00	444A-10 444B-11 444C-11 444D-11 444E-10 444F-11
61827-94J01	412G-6 412A-12 412B-12 412C-12 412D-12 412E-12 412F-12 412G-12	63121-95L10-0EP 63210-91J10	444A-1 444E-1 444A-19 444B-20 444C-20 444D-20 444E-19 444F-13 444G-13 444H-13	63241-95L00	444A-12 444B-13 444C-13 444D-13 444E-12 444F-13 444G-13
63111-95L10-0EP	444B-8 444C-8 444D-8 444F-8 444G-8	63215-93110	444G-20 444A-21 444B-22 444C-22 444D-22 444E-21 444F-22	63610-91L00	444A-6 444B-7 444C-7 444D-7 444E-6 444F-7 444G-7
63111-95L20-0EP	444A-7 444E-7				
63114-94300	444A-3 444B-5 444C-5 444D-5 444E-3 444F-5 444G-5 444A-5 444E-5	63220-91L00	444G-22 444A-9 444B-10 444C-10 444D-10 444E-9 444F-10 444G-10 444C-18 444D-18	63625-93900	444A-22 444B-23 444C-23 444D-23 444E-22 444F-23 444G-23
63115-95L00	444A-5 444E-5 444A-4 444B-6 444C-6 444D-6 444E-4 444F-6	63223-89J00	444G-10 444C-18 444D-18 444G-18 444A-17 444B-18 444E-17 444F-18	65000-95D01	432A-1 432B-1 432D-1 432E-1 432F-1 432C-1 432D-15 432A-2 432B-2 432D-2 432E-2 432F-2
63115-96310	444A-4 444B-6 444C-6 444D-6 444E-4 444F-6	63223-92D00	444G-18 444A-17 444B-18 444E-17 444F-18	65000-99100 65318-93910 65520-95D01	432C-1 432D-15 432A-2 432B-2 432D-2 432E-2 432F-2
63118-94300	444G-6 444A-23-1 444B-24-1 444C-24-1 444D-24-1 444E-23-1 444F-24-1 444G-24-1 444A-23-2 444B-24-2 444C-24-2 444D-24-2 444E-23-2 444F-24-2	63225-93200	444A-15 444B-16 444C-16 444D-16 444E-15 444F-16 444G-16 444A-11 444B-12 444C-12 444D-12 444E-11 444F-12 444G-12	65520-99100 65561-95D00	432C-2 432A-3 432B-3 432C-3 432D-3 432E-3 432F-3 432A-8 432B-8 432E-8
63118-94310	444A-23-2 444B-24-2 444C-24-2 444D-24-2 444E-23-2 444F-24-2	63228-92DL0	444A-11 444B-12 444C-12 444D-12 444E-11 444F-12 444G-12	65700-87DL0	432A-8 432B-8 432E-8

PART NO.	FIG.NO.-REF.NO.	PART NO.	FIG.NO.-REF.NO.	PART NO.	FIG.NO.-REF.NO.
65700-94416	432F-8 430A-6 430B-6	65781-98500	430A-12 430A-15 430B-12 430B-15 432A-12 432B-12	69711-93E10	167A-10
65700-94433	430A-13 430B-13				
65700-95D04 65700-96362 65720-94403	432C-8 432D-8 430A-1 430B-1			90000	
65720-955L0	430A-2 430B-2 432C-13 432A-13 432B-13 432D-13 432E-13	65830-95500	430A-9 430A-16 430B-9 430B-16 432A-4 432B-4 432C-4 432D-4 432E-4	99000-81159-50M 99011-90L60-063	167A-12 420A-13 420B-13 420E-13 420F-13 420C-14 420D-14 420G-14
65720-985L1	432B-13 432D-13 432E-13	65831-95D00	430A-10 430A-17 430B-10 430B-17 432A-5 432B-5 432D-5 432E-5 432F-5	99011-90L70-063	420C-14 420D-14 420G-14
65740-95D01	432F-13 432A-7 432B-7 432D-7 432E-7 432F-7	65842-94401	430A-10 430A-17 430B-10 430B-17 432A-5 432B-5 432D-5 432E-5 432F-5		00000
65740-99100 65750-94404	432C-7 430A-14 430B-14 430A-7 430B-7 432A-9 432B-9	65890-95D00	432C-5 432A-6 432B-6 432C-6 432D-6 432E-6 432F-6 420A-12 420B-12 420C-13 420D-13 420E-12 420F-12 420G-13 420A-10 420B-10 420C-11 420D-11 420E-10 420F-10 420G-11	01421-06307	125A-16 125B-16 125C-18 125D-18 125E-16 125F-16 125G-18 125C-15 125D-15 125G-15
65750-955L0	430A-7 430B-7 432A-9 432B-9 432C-9 432D-9 432E-9 432F-9 432A-10 432B-10 432C-10 432D-10 432E-10 432F-10 430A-19 430B-19 432C-16 432A-11 432B-11 432E-11 432F-11 430A-8 430B-8 432C-12 432D-12	65890-99100 65892-95D00	432C-5 432A-6 432B-6 432C-6 432D-6 432E-6 432F-6 420A-12 420B-12 420C-13 420D-13 420E-12 420F-12 420G-13 420A-10 420B-10 420C-11 420D-11 420E-10 420F-10 420G-11	01550-05127	125C-15 125D-15 125G-15 166A-9 166B-9 166C-9 166D-9 166E-9 166F-9 166G-9 166A-8 166B-8 166C-8 166D-8 166E-8 166F-8 166G-8 319A-2
65750-98505	432A-1 432B-1 432C-1 432D-1 432E-1 432F-1 432A-10 432B-10 432C-10 432D-10 432E-10 432F-10 430A-19 430B-19 432C-16 432A-11 432B-11 432E-11 432F-11 430A-8 430B-8 432C-12 432D-12	68110-89L00	432C-5 432A-6 432B-6 432C-6 432D-6 432E-6 432F-6 420A-12 420B-12 420C-13 420D-13 420E-12 420F-12 420G-13 420A-10 420B-10 420C-11 420D-11 420E-10 420F-10 420G-11	01550-05167	166A-9 166B-9 166C-9 166D-9 166E-9 166F-9 166G-9 166A-8 166B-8 166C-8 166D-8 166E-8 166F-8 166G-8 319A-2
65763-95L00	430A-19 430B-19 432C-16 432A-11 432B-11 432E-11 432F-11 430A-8 430B-8 432C-12 432D-12	68111-99J00	432C-5 432A-6 432B-6 432C-6 432D-6 432E-6 432F-6 420A-12 420B-12 420C-13 420D-13 420E-12 420F-12 420G-13 420A-10 420B-10 420C-11 420D-11 420E-10 420F-10 420G-11	01550-06127	166A-9 166B-9 166C-9 166D-9 166E-9 166F-9 166G-9 166A-8 166B-8 166C-8 166D-8 166E-8 166F-8 166G-8 319A-2
65770-87DL0	432A-11 432B-11 432E-11 432F-11 430A-8 430B-8 432C-12 432D-12				
65770-90J11	430A-8 430B-8 432C-12 432D-12				
65770-99J01 65779-93900	432C-12 432D-12				

PART NO.	FIG.NO.-REF.NO.	PART NO.	FIG.NO.-REF.NO.	PART NO.	FIG.NO.-REF.NO.
	319B-2		125F-14		303F-13
	319C-2		125G-16		303G-11
	319D-2	01550-08257	301A-12		303H-11
	319E-6	01560-06457	112A-7		303H-14
	319F-2		112B-7	02112-3306A	125A-4
01550-06167	319G-2		112C-7		125B-4
	307A-2		112D-7		125C-4
	307B-2		112E-7		125D-4
	307C-2		112F-7		125E-4
	307D-2		112G-7		125F-4
	307E-2	01560-06657	112A-6		125G-4
	307F-2		112B-6	02112-35127	301A-15
	307G-2		112C-6	02142-05257	322A-2
	319E-4		112D-6		551A-7
01550-06207	560A-14		112E-6	02142-06167	412A-13
01550-06257	167A-8		112F-6		412B-13
	301A-11	01560-08457	112G-6		412C-13
	307A-6		112A-8		412D-13
	307B-6		112B-8		412E-13
	307C-6		112C-8		412F-13
	307D-6		112D-8		412G-13
	307E-6		112E-8	02162-06127	552A-3
	307F-6		112F-8	03141-0416A	160A-12
	307G-6		112G-8		160B-12
01550-06307	112A-12	01580-08407	112A-3		160C-12
	112B-12		112B-3		160D-12
	112C-12		112C-3		160E-12
	112D-12		112D-3		160F-12
	112E-12		112E-3		160G-12
	112F-12		112F-3	03542-05169	125A-9
	112G-12		112G-3		125B-9
01550-06357	112A-15	02112-05167	208E-10		125C-9
	112B-15		560A-13		125D-9
	112C-15	02112-05207	166A-10		125E-9
	112D-15		166B-10		125F-9
	112E-15	02112-06127	303A-9		125G-9
	112F-15		303B-9		420A-4
	112G-15		303C-9		420B-4
	125A-6		303D-9		420C-4
	125B-6		303E-9		420D-4
	125C-6		303G-9		420E-4
	125D-6		303H-9		420F-4
	125E-6	02112-06257	303A-11		420G-4
	125F-6		303B-11	04211-09109	112A-5
	125G-6		303C-11		112B-5
01550-06907	125A-14		303C-14		112C-5
	125B-14		303D-11		112D-5
	125C-16		303D-14		112E-5
	125D-16		303E-11		112F-5
	125E-14		303F-10		112G-5

PART NO.	FIG.NO.-REF.NO.	PART NO.	FIG.NO.-REF.NO.	PART NO.	FIG.NO.-REF.NO.
08110-60020	220A-2		560A-16		208D-8
	220B-2	08322-01057	166A-11		208E-8
	220C-2		166B-11		208F-8
	220D-2	08322-01067	552A-6		208G-8
	220E-2	09100-06177	335A-10		405A-4
	220F-2		335B-12		405B-4
08110-60050	220G-2		335C-12		405C-4
08310-00057	407A-11		335D-12		405D-4
	166A-14		335E-10		405E-4
	166A-15		335F-12		405F-4
	166B-14		335G-12		405G-4
	166B-15	09100-08232	336A-22		412A-9
	166C-12		336B-24		412B-9
	166D-12		336C-24		412C-9
	166E-12		336D-24		412D-9
	166F-12		336E-22		412E-9
	166G-12		336F-24		412F-9
	208E-11		336G-24		412G-9
	560A-15	09100-08310	405A-17	09116-06227	407A-14
08310-00067	301A-16		405B-17	09116-06229	220A-24
	552A-4		405C-17		220B-24
08316-10067	125A-17		405D-17		220C-24
	125B-17		405E-17		220D-24
	125C-19		405F-17		220E-24
	125D-19		405G-17		220F-24
	125E-17	09100-10320	335A-7		220G-24
	125F-17		335E-7	09116-06232	141A-3
	125G-19	09103-06281	407A-7		141B-3
08316-10087	146A-7	09108-06141	160A-14		141C-3
	146B-7		160B-14		141D-3
	146C-4		160C-14		141E-3
	146D-4		160D-14		141F-3
	146E-7		160E-14		141G-3
	146F-7		160F-14		405A-24
	146G-4		160G-14		405B-24
08321-0105A	551A-8	09108-08300	444B-2		405C-24
08321-01067	301A-17		444C-2		405D-24
	303A-12		444D-2		405E-24
	303B-12		444F-2		405F-24
	303C-12		444G-2		405G-24
	303C-15	09111-10067	335B-17	09116-08151	407A-5
	303D-12		335C-17		444A-2
	303D-15		335D-17		444E-2
	303E-12		335F-17	09116-08152	405A-21
	303F-11		335G-17		405B-21
	303F-14		336A-26		405C-21
	303G-12		336E-26		405D-21
	303H-12	09116-06225	208A-8		405E-21
	303H-15		208B-8		405F-21
	552A-5		208C-8		405G-21

PART NO.	FIG.NO.-REF.NO.	PART NO.	FIG.NO.-REF.NO.	PART NO.	FIG.NO.-REF.NO.
09116-08154	405A-16 405B-16 405C-16 405D-16 405E-16 405F-16	09126-06022	444D-19 444E-18 444F-19 444G-19 303A-7 303B-7	09148-06008	125A-13 125B-13 125E-13 125F-13
09118-08168	405G-16 405A-1 405B-1 405C-1 405D-1 405E-1 405F-1 405G-1	09140-06020	303C-7 303D-7 303E-7 303F-7 303G-7 303H-7 412A-10 412B-10	09159-10050	335A-8 335E-8
09118-08170	405A-18 405B-18 405C-18 405D-18 405E-18 405F-18 405G-18	09140-08023-XC0	09159-22006	09160-06066	335B-15 335C-15 335D-15 335F-15 335G-15 125A-15 125B-15 125C-17
09118-08172	405A-2 405B-2 405C-2 405D-2 405E-2 405F-2 405G-2	09140-10032	412C-10 412D-10 412E-10 412F-10 412G-10 405A-19 405B-19 405C-19 405D-19 405E-19 405F-19 405G-19	09160-06082	125D-17 125E-15 125F-15 125G-17 166A-7 166B-7 166C-7 166D-7 166E-7 166F-7 166G-7 160A-15 160B-15 160C-15 160D-15 160E-15 160F-15
09119-05010	166A-13 166B-13 166C-11 166D-11 166E-11 166F-11 166G-11	09140-12038	444B-3 444C-3 444D-3 444F-3 444G-3 430A-4 430B-4 432A-14 432B-14	09160-10159	210A-8 210B-8 210C-8 210D-8 210E-8 210F-8 210G-8
09125-05046	444A-14 444B-15 444C-15 444D-15 444E-14 444F-15 444G-15	09140-14008	432D-14 432E-14 432F-14 430A-3 430B-3 303C-3 303D-3	09160-12066	335A-11 335E-11 336A-14 336B-16 336C-16
09125-06063	336B-8 336C-8 336D-8 336F-8 336G-8	09141-12005	432C-14 303A-3 303B-3 303C-3 303D-3 303E-3 303F-3 303G-3 303H-3 407A-18	09160-12067	336D-16 336E-14 336F-16
09126-06015	444A-18 444B-19 444C-19				

PART NO.	FIG.NO.-REF.NO.	PART NO.	FIG.NO.-REF.NO.	PART NO.	FIG.NO.-REF.NO.
09160-06094	336F-28 336G-16 336G-28 412A-11 412B-11 412C-11 412D-11 412E-11 412F-11 412G-11	09160-17024	303D-4 303E-4 303F-4 303G-4 303H-4	09160-17041	220D-11-4 220E-11-4 220F-11-4 220G-11-4 220A-11-6 220B-11-6 220C-11-6 220D-11-6 220E-11-6 220F-11-6
09160-08082	336A-23 336B-25 336C-25 336D-25 336E-23 336F-25 336G-25 405A-20 405B-20 405C-20 405D-20 405E-20 405F-20 405G-20	09160-17025	220F-11-1 220A-11-1 220B-11-1 220C-11-1 220D-11-1 220E-11-1 220F-11-1 220G-11-1	09160-17042	220G-11-6 220A-11-8 220B-11-8 220C-11-8 220D-11-8 220E-11-8 220F-11-8 220G-11-8
09160-08084	405A-22 405B-22 405C-22 405D-22 405E-22 405F-22 405G-22	09160-17026	220G-11-3 220H-11-3 220I-11-3 220J-11-3 220K-11-3 220L-11-3 220M-11-3	09160-20027	220A-4 220B-4 220C-4 220D-4 220E-4 220F-4 220G-4
09160-10082	335A-9 335B-18 335C-18 335D-18 335E-9 335F-18 335G-18 432A-15 432B-15 432C-15 432E-15 432F-15 407A-19	09160-17027	220N-11-3 220O-11-3 220P-11-3 220Q-11-3 220R-11-3 220S-11-3 220T-11-3 220U-11-3 220V-11-3 220W-11-3 220X-11-3 220Y-11-3 220Z-11-3	09160-20042	220A-5-2 220B-5-2 220C-5-2 220D-5-2 220E-5-2 220F-5-2 220G-5-2 220H-5-2 220I-5-2 220J-5-2 220K-5-2 220L-5-2 220M-5-2 220N-5-2 220O-5-2 220P-5-2 220Q-5-2 220R-5-2 220S-5-2 220T-5-2 220U-5-2 220V-5-2 220W-5-2 220X-5-2 220Y-5-2 220Z-5-2
09160-12067	430A-5 430B-5 432D-16 303A-4 303B-4 303C-4	09160-17028	220A-11-9 220B-11-9 220C-11-9 220D-11-9 220E-11-9 220F-11-9 220G-11-9 220H-11-9 220I-11-9 220J-11-9 220K-11-9 220L-11-9 220M-11-9 220N-11-9 220O-11-9 220P-11-9 220Q-11-9 220R-11-9 220S-11-9 220T-11-9 220U-11-9 220V-11-9 220W-11-9 220X-11-9 220Y-11-9 220Z-11-9	09160-20043	220A-5-3 220B-5-3 220C-5-3 220D-5-3 220E-5-3 220F-5-3 220G-5-3 220H-5-3 220I-5-3 220J-5-3 220K-5-3 220L-5-3 220M-5-3 220N-5-3 220O-5-3 220P-5-3 220Q-5-3 220R-5-3 220S-5-3 220T-5-3 220U-5-3 220V-5-3 220W-5-3 220X-5-3 220Y-5-3 220Z-5-3
09160-14052		09160-17040	220A-11-2 220B-11-2 220C-11-2 220D-11-2 220E-11-2 220F-11-2 220G-11-2 220H-11-2 220I-11-2 220J-11-2 220K-11-2 220L-11-2 220M-11-2 220N-11-2 220O-11-2 220P-11-2 220Q-11-2 220R-11-2 220S-11-2 220T-11-2 220U-11-2 220V-11-2 220W-11-2 220X-11-2 220Y-11-2 220Z-11-2	09160-20044	220A-5-4 220B-5-4 220C-5-4 220D-5-4 220E-5-4 220F-5-4 220G-5-4 220H-5-4 220I-5-4 220J-5-4 220K-5-4 220L-5-4 220M-5-4 220N-5-4 220O-5-4 220P-5-4 220Q-5-4 220R-5-4 220S-5-4 220T-5-4 220U-5-4 220V-5-4 220W-5-4 220X-5-4 220Y-5-4 220Z-5-4
				09160-20052	116A-10
				09160-21009	220A-6 220B-6 220C-6

PART NO.	FIG.NO.-REF.NO.	PART NO.	FIG.NO.-REF.NO.	PART NO.	FIG.NO.-REF.NO.
09160-25040	220D-6	09181-15156	335C-8	09181-25164	220D-12-2
	220E-6		335D-8		220E-12-2
	220F-6		335E-12		220F-12-2
	220G-6		335F-8		220G-12-2
	220A-12-4		335G-8		220A-12-3
09160-25041	220B-12-4	09181-20244	220A-13	09181-25181	220B-12-3
	220C-12-4		220B-13		220C-12-3
	220D-12-4		220C-13		220D-12-3
	220E-12-4		220D-13		220E-12-3
	220F-12-4		220E-13		220F-12-3
09160-25042	220G-12-4	09181-20246	220F-13	09200-05014	220G-12-3
	220A-12-5		220G-13		220A-12-7
	220B-12-5		220A-5-5		220B-12-7
	220C-12-5		220B-5-5		220C-12-7
	220D-12-5		220C-5-5		220D-12-7
09160-27013	220E-12-5	09181-20248	220D-5-5	09200-06061	220E-12-7
	220F-12-5		220E-5-5		220F-12-7
	220G-12-5		220F-5-5		220G-12-7
	220A-12-6		220G-5-5		336A-15
	220B-12-6		220A-5-6		336B-17
09160-36003	220C-12-6	09181-20251	220B-5-6	09202-04008	336C-17
	220D-12-6		220C-5-6		336D-17
	220E-12-6		220D-5-6		336E-15
	220F-12-6		220E-5-6		336F-17
	220G-12-6		220F-5-6		336G-17
09160-46004	336A-5	09181-20255	220G-5-6	09202-04025	336A-16
	336B-5		220A-5-7		336B-18
	336C-5		220B-5-7		336C-18
	336D-5		220C-5-7		336D-18
	336E-5		220D-5-7		336E-16
09161-04012	336F-5	09181-25160	220E-5-7	09202-06019	336F-18
	336G-5		220F-5-7		336G-18
	116A-18		220G-5-7		160A-17
	116A-19		220A-5-1		160B-17
	412A-7		220B-5-1		160C-17
09163-06001	412B-7	09181-25162	220C-5-1	09202-06021	160D-17
	412C-7		220D-5-1		160E-17
	412D-7		220E-5-1		160F-17
	412E-7		220F-5-1		160G-17
	412F-7		220G-5-1		220A-16
09180-06357	412G-7	09181-25162	220A-12-1	09202-06021	220B-16
	444A-20		220B-12-1		220C-16
	444B-21		220C-12-1		220D-16
	444C-21		220D-12-1		220E-16
	444D-21		220E-12-1		220F-16
09180-06357	444E-20	09181-25162	220F-12-1	09202-06021	220G-16
	444F-21		220G-12-1		405A-11
	444G-21		220A-12-2		405B-11
	335A-12		220B-12-2		405C-11
	335B-8		220C-12-2		405D-11

PART NO.	FIG.NO.-REF.NO.	PART NO.	FIG.NO.-REF.NO.	PART NO.	FIG.NO.-REF.NO.
09202-06023	405E-11	09248-08001	335F-6	09262-25003	210D-11
	405F-11		335G-6		210E-11
	405G-11		407A-9		210F-11
	407A-4		407A-3		210G-11
	336A-17		116A-16		407A-13
09204-01002	336B-19	09262-25L09	116A-5	09263-14022	09289-17L02
	336B-30		407A-2		09289-30L01
	336C-19		116A-9		09306-10023
	336C-30		220A-7		336A-12
	336D-19		220B-7		336E-12
09204-02004	336D-30	09263-17L03	220C-7	09263-20L03	336B-13
	336E-17		220D-7		336B-13
	336F-19		220E-7		336C-13
	336F-30		220F-7		336D-13
	336G-19		220G-7		336D-13
09204-02004	336G-30	09280-06012	210A-9	09280-09012	146D-10
	10AA-7		210B-9		146G-10
	10AB-7		210C-9		146G-10
	10AC-7		210D-9		128C-14
	10AD-7		210E-9		128D-14
09205-02004	10AE-7	09280-09012	210F-9	09280-27004	128G-14
	10AF-7		210A-10		146C-9
	10AG-7		210B-10		146D-9
	407A-20		210C-10		146G-9
	210A-4		210D-10		146C-5
09205-02006	210B-4	09280-27004	210E-10	09282-12L04	146D-5
	210C-4		210F-10		146G-5
	210D-4		210G-10		146D-6
	210E-4		336B-6		146G-6
	210F-4		336C-6		146G-6
09205-03038	210G-4	09282-13L01	336D-6	09282-13L01	220C-3
	166A-5		336E-6		220D-3
	166B-5		336F-6		220E-3
	166C-5		336G-6		220F-3
	166D-5		407A-12		220G-3
09205-03038	166E-5	09282-27002	116A-21	09282-27002	116A-4
	166F-5		220A-22		166A-6
	166G-5		220B-22		166B-6
	444A-8		220C-22		166C-6
	444B-9		220D-22		166D-6
09205-06021	444C-9	09282-25035	220E-22	09282-25075	166E-6
	444D-9		220F-22		166F-6
	444E-8		220G-22		166G-6
	444F-9		336A-7		412A-8
	444G-9		336E-7		412B-8
09205-06021	335A-6	09289-06L02	116A-17	09289-06L02	412C-8
	335B-6		116A-20		412D-8
	335C-6		210A-11		412E-8
	335D-6		210B-11		412F-8
	335E-6		210C-11		412G-8

SUZUKI DT9.9A/15A PARTS CATALOGUE

SUZUKI MOTOR CORPORATION All rights reserved

No part of this document may be reproduced or transmitted in any form or by any means, electronic or mechanical, for any purpose, without the express written permission of Suzuki Motor Corporation.

SUZUKI MOTOR CORPORATION

Technical Readiness Group, Quality Administration Department
300 Takatsuka, Minami, Hamamatsu, Japan

Reprint Prohibited

SUZUKI MOTOR CORPORATION